



BMCRC-MRO Championships 2021

Round 6

Brands Hatch Indy Circuit

2nd / 3rd October 2021



Results Provided by Timing Solutions Ltd
www.tsl-timing.com

BMCRC-MRO Championships 2021



CHILTON MOTORS LTD
MZ CHAMPIONSHIP



**CHILTON MOTORS 250 MZ &
INTA MOTORCYCLES / TAYMAR
MOTORCYCLES BLUE HAZE GPF**

Brands Hatch Indy

2nd / 3rd October 2021



SPORTS TIMING

TIMING SOLUTIONS LTD

Results Provided by Timing Solutions Ltd

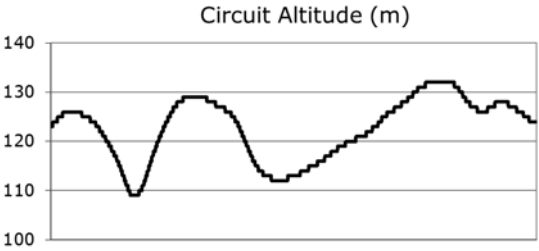
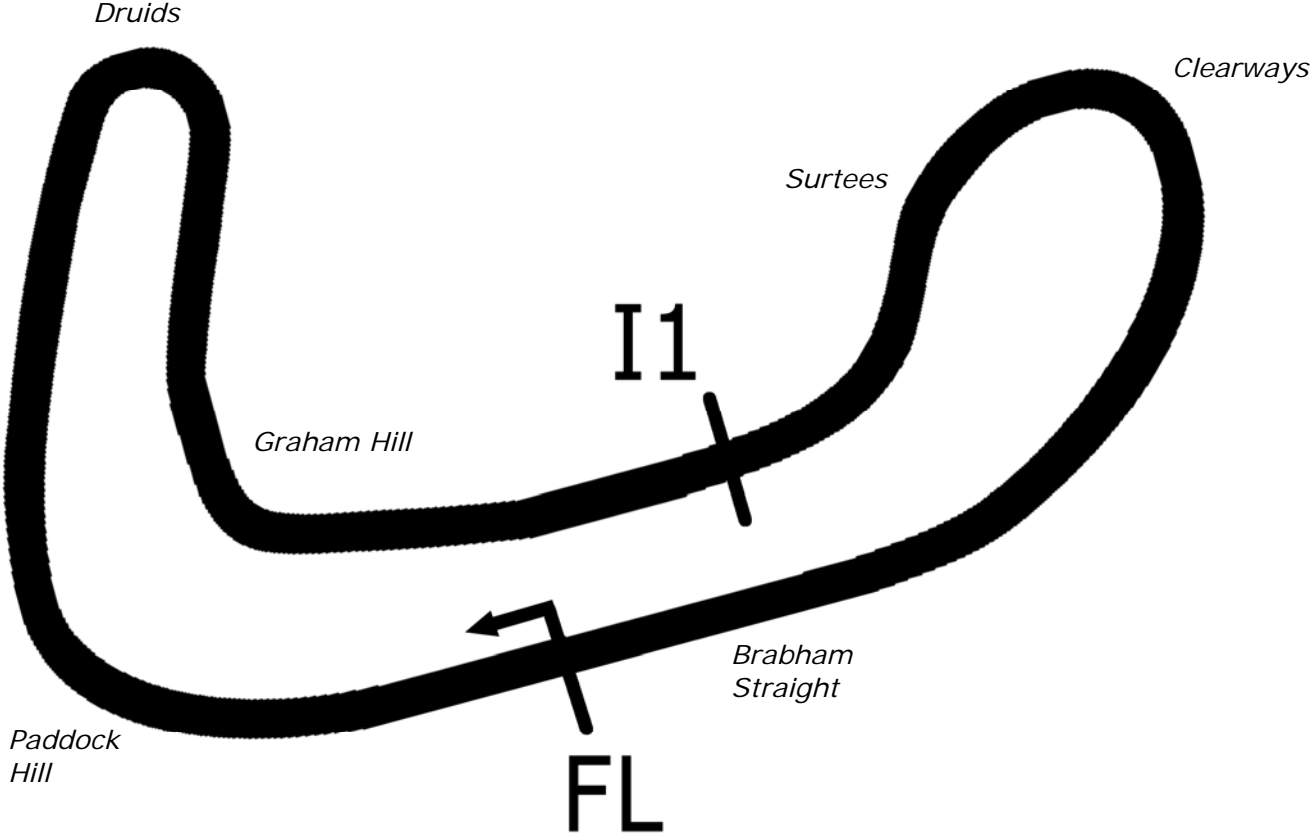
www.tsl-timing.com

Brands Hatch Indy



SPORTS TIMING

TIMING SOLUTIONS LTD



Length	1.2079 miles	1944.0 m	
FL		51.36032 N	0.26032 E
I1	1112m	51.35934 N	0.25955 E
Pit Entry	1669m	51.35911 N	0.25743 E
Pit Exit	26m after FL	51.36027 N	0.26078 E
Pit Entry–Pit Exit 277m, 16.6s @60kph, 12.4s @80kph			



BMCRC - MRO Championships 2021 - Rnd 6 @ Brands Hatch Indy

Chilton Motors 250MZs & Blue Haze GPF

QUALIFYING - CLASSIFICATION

POS	NO	CL	PIC NAME	ENTRY	TIME	ON	LAPS	GAP	DIFF	MPH
1	15	GPF	1 Billy PERKINS	Yamaha TZR 250 - Ashford tarmac / Barking mad abou	59.874	9	9			72.62
2	4	GPF	2 James SEATH	Aprilia RS250 - Ovenden Earthmoving	1:01.316	6	7	1.442	1.442	70.92
3	85		1 Andrew WALES	MZ ETZ 250 - Illuminated Design LTD	1:02.448	12	13	2.574	1.132	69.63
4	75		2 Peter WOODALL	MZ ETZ 250 - Online Lubricants	1:02.624	9	10	2.750	0.176	69.43
5	14	GPF	3 Denis HALIL	Yamaha TZR - D & A AUTOS	1:02.949	10	14	3.075	0.325	69.08
6	96		3 Chris KENT	MZ ETZ 250 - Powder House Coatings Ltd	1:04.399	10	12	4.525	1.450	67.52
7	95		4 Christopher ROGERS	Mz ETZ 250 - CB Racing	1:04.493	8	9	4.619	0.094	67.42
8	32		5 John ASHMEAD	Mz ETZ 250 -	1:04.930	7	7	5.056	0.437	66.97
9	5		6 Garry SAMETT	MZ TS 250 - smallmouse	1:05.418	12	12	5.544	0.488	66.47
10	69		7 Alexander MANN	Mz TS 250 - HS RACING	1:05.700	10	10	5.826	0.282	66.18
11	81		8 Scott GRANT	MZ ETZ 250 - Katie, Mum and Dad	1:05.866	12	12	5.992	0.166	66.02
12	49		9 Andy MARKS	MZ ETZ 250 - Kingpin Components	1:06.159	10	10	6.285	0.293	65.72
13	56		10 Russell TURNER	MZ ETZ 250 - TT Racing	1:06.481	9	9	6.607	0.322	65.41
14	108	R	1 Ian KEEBLE	Mz ETC 250 -	1:07.543	9	10	7.669	1.062	64.38
15	167	GPF	4 Mark BAILEY	Yamaha TZR250 - South Eastern Air Conditioning ltd	1:08.979	5	5	9.105	1.436	63.04
16	46		11 Steve BRIGDEN	MZ ETZ 250 - Cylera - Healthcare IOT Security	1:09.079	14	15	9.205	0.100	62.95
17	48	GPF	5 Richard PATIENT	Yamaha TZR250 -	1:09.889	14	14	10.015	0.810	62.22
18	71	GPF	6 Richard HICKLING	Aprilia RS 125 - Millstream Motor Services & Ringwooc	1:10.116	14	14	10.242	0.227	62.02
19	6		12 Paul ANSELL	MZ ETZ 250 -	1:10.540	14	14	10.666	0.424	61.64
20	3		13 Max MAUD	MZ ETZ 250 -	1:11.417	12	12	11.543	0.877	60.89
21	93		14 Jack HAYES-WOLFF	MZ ETZ 250 - Chilton Motors	1:11.851	10	14	11.977	0.434	60.52
22	38		15 Chris PETTET	MZ ETZ 250 -	1:12.526	1	7	12.652	0.675	59.95
23	66	R	2 Graeme LEWIS	MZ ETZ 250 -	1:14.419	1	9	14.545	1.893	58.43
24	13	R	3 Gordon RYAN	MZ ETZ 250 - Prism Work Psychology	1:22.134	1	3	22.260	7.715	52.94
25	45		16 Andrew MILES	MZ ETZ 250 -	1:23.289	5	5	23.415	1.155	52.21
26	67		17 Giles SPENCER	MZ ETZ 250 -	1:31.483	2	2	31.609	8.194	47.53

Weather / Track : Rain / Wet

These results are provisional until the conclusion of any judicial and technical matters.

Brands Hatch Indy

Circuit Length = 1.2079 miles

Start: 10:17 Flag 10:35 End: 10:36

Clerk Of Course :	Stewards :	Timekeeper :
-------------------	------------	--------------

Results can be found at www.tsl-timing.com

Printed - 10:37 Saturday, 02 October 2021



BMCRC - MRO Championships 2021 - Rnd 6 @ Brands Hatch Indy

Chilton Motors 250MZs & Blue Haze GPF

QUALIFYING - SECTOR ANALYSIS



SECTOR 1 = FL to I1, SECTOR 2 = I1 to FL, DIFF = Difference To Personal Best Lap, P = Crossed Finish Line in Pit Lane, D = Time Disallowed

P1 15 GPF		Billy PERKINS		Yamaha TZR 250 - Ashford tarmac / Barking mad about Animals			
IDEAL LAP TIME : 59.618		BEST LAP TIME : 59.874		DIFFERENCE : 0.256			
LAP	SECTOR 1	SECTOR 2	LAP TIME	MPH	DIFF	TIME OF DAY	
1 -	OUTLAP	24.996	1:05.708	66.18	5.834	10:26:33.822	
2 -	37.088	23.937	1:01.025	71.25	1.151	10:27:34.847	
3 -	36.699	24.274	1:00.973 (3)	71.32	1.099	10:28:35.820	
4 -	37.414	24.592	1:02.006	70.13	2.132	10:29:37.826	
5 -	37.156	24.400	1:01.556	70.64	1.682	10:30:39.382	
6 -	36.975	24.719	1:01.694	70.48	1.820	10:31:41.076	
7 -	36.010	23.894	59.904 (2)	72.59	0.030	10:32:40.980	
8 -	37.460	23.933	1:01.393	70.83	1.519	10:33:42.373	
9 -	36.266	23.608	59.874 (1)	72.62		10:34:42.247	

P2 4 GPF		James SEATH		Aprilia RS250 - Ovenden Earthmoving			
IDEAL LAP TIME : 1:01.316		BEST LAP TIME : 1:01.316		DIFFERENCE : 0.000			
LAP	SECTOR 1	SECTOR 2	LAP TIME	MPH	DIFF	TIME OF DAY	
1 -	OUTLAP	28.030	1:15.050	57.94	13.734	10:29:17.272	
2 -	39.275	25.343	1:04.618	67.29	3.302	10:30:21.890	
3 -	37.767	24.885	1:02.652	69.40	1.336	10:31:24.542	
4 -	37.480	24.682	1:02.162 (2)	69.95	0.846	10:32:26.704	
5 -	37.724	24.772	1:02.496 (3)	69.58	1.180	10:33:29.200	
6 -	37.188	24.128	1:01.316 (1)	70.92		10:34:30.516	
7 -	37.727	25.281	1:03.008	69.01	1.692	10:35:33.524	

P3 85		Andrew WALES		MZ ETZ 250 - Illuminated Design LTD			
IDEAL LAP TIME : 1:02.446		BEST LAP TIME : 1:02.448		DIFFERENCE : 0.002			
LAP	SECTOR 1	SECTOR 2	LAP TIME	MPH	DIFF	TIME OF DAY	
1 -	OUTLAP	27.496	1:11.169	61.10	8.721	10:22:49.450	
2 -	40.178	26.657	1:06.835	65.06	4.387	10:23:56.285	
3 -	38.639	25.825	1:04.464	67.45	2.016	10:25:00.749	
4 -	38.023	25.706	1:03.729	68.23	1.281	10:26:04.478	
5 -	39.098	26.303	1:05.401	66.49	2.953	10:27:09.879	
6 -	37.998	26.210	1:04.208	67.72	1.760	10:28:14.087	
7 -	38.446	26.158	1:04.604	67.31	2.156	10:29:18.691	
8 -	38.705	25.597	1:04.302	67.62	1.854	10:30:22.993	
9 -	37.695	25.480	1:03.175	68.83	0.727	10:31:26.168	
10 -	37.315	25.173	1:02.488 (2)	69.59	0.040	10:32:28.656	
11 -	37.919	25.524	1:03.443	68.54	0.995	10:33:32.099	
12 -	37.273	25.175	1:02.448 (1)	69.63		10:34:34.547	
13 -	37.329	25.488	1:02.817 (3)	69.22	0.369	10:35:37.364	

P4 75		Peter WOODALL		MZ ETZ 250 - Online Lubricants			
IDEAL LAP TIME : 1:02.624		BEST LAP TIME : 1:02.624		DIFFERENCE : 0.000			
LAP	SECTOR 1	SECTOR 2	LAP TIME	MPH	DIFF	TIME OF DAY	
1 -	OUTLAP	28.907	1:18.499	55.39	15.875	10:25:49.619	
2 -	42.893	27.518	1:10.411	61.76	7.787	10:27:00.030	
3 -	41.089	26.427	1:07.516	64.40	4.892	10:28:07.546	
4 -	40.962	26.794	1:07.756	64.18	5.132	10:29:15.302	
5 -	38.946	25.886	1:04.832	67.07	2.208	10:30:20.134	
6 -	38.443	25.555	1:03.998	67.94	1.374	10:31:24.132	
7 -	38.510	25.523	1:04.033	67.91	1.409	10:32:28.165	
8 -	37.667	25.355	1:03.022 (2)	69.00	0.398	10:33:31.187	
9 -	37.627	24.997	1:02.624 (1)	69.43		10:34:33.811	
10 -	37.935	25.425	1:03.360 (3)	68.63	0.736	10:35:37.171	

Weather / Track : Rain / Wet

Brands Hatch Indy
Circuit Length = 1.2079 miles
Start: 10:17 Flag 10:35 End: 10:36

BMCRC - MRO Championships 2021 - Rnd 6 @ Brands Hatch Indy

Chilton Motors 250MZs & Blue Haze GPF

QUALIFYING - SECTOR ANALYSIS



SECTOR 1 = FL to I1, SECTOR 2 = I1 to FL, DIFF = Difference To Personal Best Lap, P = Crossed Finish Line in Pit Lane, D = Time Disallowed

P5 14 GPF Denis HALIL			Yamaha TZR - D & A AUTOS			
IDEAL LAP TIME : 1:02.674		BEST LAP TIME : 1:02.949		DIFFERENCE : 0.275		
LAP	SECTOR 1	SECTOR 2	LAP TIME	MPH	DIFF	TIME OF DAY
1 -	47.134	29.724	1:16.858	56.57	13.909	10:19:42.071
2 -	42.257	27.655	1:09.912	62.20	6.963	10:20:51.983
3 -	41.032	26.925	1:07.957	63.99	5.008	10:21:59.940
4 -	40.464	27.220	1:07.684	64.24	4.735	10:23:07.624
5 -	41.501	26.651	1:08.152	63.80	5.203	10:24:15.776
6 -	40.542	25.963	1:06.505	65.38	3.556	10:25:22.281
7 -	39.888	26.704	1:06.592	65.30	3.643	10:26:28.873
8 -	39.657	25.943	1:05.600	66.28	2.651	10:27:34.473
9 -	38.460	25.732	1:04.192 (3)	67.74	1.243	10:28:38.665
10 -	37.938	25.011	1:02.949 (1)	69.08		10:29:41.614
11 -	38.642	26.563	1:05.205	66.69	2.256	10:30:46.819
12 -	39.851	25.162	1:05.013	66.88	2.064	10:31:51.832
13 -	37.663	25.369	1:03.032 (2)	68.99	0.083	10:32:54.864
14 -	39.689	25.208	1:04.897	67.00	1.948	10:33:59.761

P6 96 Chris KENT			MZ ETZ 250 - Powder House Coatings Ltd			
IDEAL LAP TIME : 1:04.161		BEST LAP TIME : 1:04.399		DIFFERENCE : 0.238		
LAP	SECTOR 1	SECTOR 2	LAP TIME	MPH	DIFF	TIME OF DAY
1 -	42.904	27.785	1:10.689	61.51	6.290	10:19:14.276
2 -	41.281	27.461	1:08.742	63.25	4.343	10:20:23.018
3 -	41.059	26.688	1:07.747	64.18	3.348	10:21:30.765
4 -	41.304	27.808	1:09.112	62.92	4.713	10:22:39.877
5 -	40.740	27.287	1:08.027	63.92	3.628	10:23:47.904
6 -	39.979	26.715	1:06.694	65.20	2.295	10:24:54.598
7 -	40.757	26.913	1:07.670	64.26	3.271	10:26:02.268
8 -	39.536	26.337	1:05.873	66.01	1.474	10:27:08.141
9 -	39.758	26.725	1:06.483	65.40	2.084	10:28:14.624
10 -	38.758	25.641	1:04.399 (1)	67.52		10:29:19.023
11 -	38.994	25.665	1:04.659 (3)	67.25	0.260	10:30:23.682
12 -	38.520	25.960	1:04.480 (2)	67.44	0.081	10:31:28.162

P7 95 Christopher ROGERS			Mz ETZ 250 - CB Racing			
IDEAL LAP TIME : 1:04.338		BEST LAP TIME : 1:04.493		DIFFERENCE : 0.155		
LAP	SECTOR 1	SECTOR 2	LAP TIME	MPH	DIFF	TIME OF DAY
1 -	OUTLAP	27.531	1:13.561	59.11	9.068	10:26:50.819
2 -	41.405	26.591	1:07.996	63.95	3.503	10:27:58.815
3 -	40.953	26.508	1:07.461	64.46	2.968	10:29:06.276
4 -	40.354	26.206	1:06.560	65.33	2.067	10:30:12.836
5 -	40.309	26.568	1:06.877	65.02	2.384	10:31:19.713
6 -	39.455	26.255	1:05.710 (3)	66.17	1.217	10:32:25.423
7 -	41.340	25.702	1:07.042	64.86	2.549	10:33:32.465
8 -	39.005	25.488	1:04.493 (1)	67.42		10:34:36.958
9 -	38.850	26.091	1:04.941 (2)	66.96	0.448	10:35:41.899

P8 32 John ASHMEAD			Mz ETZ 250 -			
IDEAL LAP TIME : 1:04.930		BEST LAP TIME : 1:04.930		DIFFERENCE : 0.000		
LAP	SECTOR 1	SECTOR 2	LAP TIME	MPH	DIFF	TIME OF DAY
1 -	OUTLAP	27.597	1:11.406	60.89	6.476	10:25:32.831
2 -	39.801	26.028	1:05.829 (2)	66.05	0.899	10:26:38.660
3 -	39.993	26.338	1:06.331	65.55	1.401	10:27:44.991
4 -	40.115	26.048	1:06.163 (3)	65.72	1.233	10:28:51.154
5 -	40.432	26.669	1:07.101	64.80	2.171	10:29:58.255
6 -	40.577	26.499	1:07.076	64.83	2.146	10:31:05.331
7 -	39.193	25.737	1:04.930 (1)	66.97		10:32:10.261

Weather / Track : Rain / Wet

Brands Hatch Indy
Circuit Length = 1.2079 miles
Start: 10:17 Flag 10:35 End: 10:36

BMCRC - MRO Championships 2021 - Rnd 6 @ Brands Hatch Indy

Chilton Motors 250MZs & Blue Haze GPF

QUALIFYING - SECTOR ANALYSIS



SECTOR 1 = FL to I1, SECTOR 2 = I1 to FL, DIFF = Difference To Personal Best Lap, P = Crossed Finish Line in Pit Lane, D = Time Disallowed

P9 5		Garry SAMETT		MZ TS 250 - smallmouse		
IDEAL LAP TIME : 1:05.418		BEST LAP TIME : 1:05.418		DIFFERENCE : 0.000		
LAP	SECTOR 1	SECTOR 2	LAP TIME	MPH	DIFF	TIME OF DAY
1 -	OUTLAP	29.734	1:23.831	51.87	18.413	10:23:37.197
2 -	43.379	28.093	1:11.472	60.84	6.054	10:24:48.669
3 -	45.698	27.987	1:13.685	59.01	8.267	10:26:02.354
4 -	42.430	28.802	1:11.232	61.04	5.814	10:27:13.586
5 -	43.328	29.066	1:12.394	60.06	6.976	10:28:25.980
6 -	42.806	28.255	1:11.061	61.19	5.643	10:29:37.041
7 -	42.040	27.007	1:09.047	62.98	3.629	10:30:46.088
8 -	40.967	26.592	1:07.559	64.36	2.141	10:31:53.647
9 -	40.695	26.381	1:07.076 (3)	64.83	1.658	10:33:00.723
10 -	41.516	27.272	1:08.788	63.21	3.370	10:34:09.511
11 -	39.680	26.377	1:06.057 (2)	65.83	0.639	10:35:15.568
12 -	39.320	26.098	1:05.418 (1)	66.47		10:36:20.986

P10 69		Alexander MANN		Mz TS 250 - HS RACING		
IDEAL LAP TIME : 1:05.700		BEST LAP TIME : 1:05.700		DIFFERENCE : 0.000		
LAP	SECTOR 1	SECTOR 2	LAP TIME	MPH	DIFF	TIME OF DAY
1 -	OUTLAP	28.008	1:13.707	58.99	8.007	10:25:33.430
2 -	41.281	27.618	1:08.899	63.11	3.199	10:26:42.329
3 -	41.645	27.121	1:08.766	63.23	3.066	10:27:51.095
4 -	40.717	26.876	1:07.593	64.33	1.893	10:28:58.688
5 -	40.130	26.642	1:06.772	65.12	1.072	10:30:05.460
6 -	39.788	26.516	1:06.304 (3)	65.58	0.604	10:31:11.764
7 -	39.803	26.673	1:06.476	65.41	0.776	10:32:18.240
8 -	39.962	26.992	1:06.954	64.94	1.254	10:33:25.194
9 -	39.931	26.159	1:06.090 (2)	65.79	0.390	10:34:31.284
10 -	39.716	25.984	1:05.700 (1)	66.18		10:35:36.984

P11 81		Scott GRANT		MZ ETZ 250 - Katie, Mum and Dad		
IDEAL LAP TIME : 1:05.866		BEST LAP TIME : 1:05.866		DIFFERENCE : 0.000		
LAP	SECTOR 1	SECTOR 2	LAP TIME	MPH	DIFF	TIME OF DAY
1 -	45.839	29.974	1:15.813	57.35	9.947	10:19:29.435
2 -	42.101	30.618	1:12.719	59.80	6.853	10:20:42.154
3 -	42.790	27.326	1:10.116	62.02	4.250	10:21:52.270
4 -	42.217	27.725	1:09.942	62.17	4.076	10:23:02.212
5 -	45.520	27.652	1:13.172	59.42	7.306	10:24:15.384
6 -	40.959	28.608	1:09.567	62.50	3.701	10:25:24.951
7 -	41.045	28.587	1:09.632	62.45	3.766	10:26:34.583
8 -	40.539	26.940	1:07.479 (2)	64.44	1.613	10:27:42.062
9 -	40.501	27.531	1:08.032	63.91	2.166	10:28:50.094
10 -	40.703	27.120	1:07.823	64.11	1.957	10:29:57.917
11 -	40.378	27.142	1:07.520 (3)	64.40	1.654	10:31:05.437
12 -	39.438	26.428	1:05.866 (1)	66.02		10:32:11.303

P12 49		Andy MARKS		MZ ETZ 250 - Kingpin Components		
IDEAL LAP TIME : 1:06.159		BEST LAP TIME : 1:06.159		DIFFERENCE : 0.000		
LAP	SECTOR 1	SECTOR 2	LAP TIME	MPH	DIFF	TIME OF DAY
1 -	OUTLAP	28.965	1:18.001	55.75	11.842	10:24:32.589
2 -	43.111	28.140	1:11.251	61.03	5.092	10:25:43.840
3 -	44.665	28.892	1:13.557	59.11	7.398	10:26:57.397
4 -	41.456	27.252	1:08.708	63.29	2.549	10:28:06.105
5 -	43.097	28.406	1:11.503	60.81	5.344	10:29:17.608
6 -	40.762	26.546	1:07.308	64.60	1.149	10:30:24.916
7 -	40.242	26.877	1:07.119 (3)	64.78	0.960	10:31:32.035
8 -	39.972	26.604	1:06.576 (2)	65.31	0.417	10:32:38.611
9 -	41.573	26.817	1:08.390	63.58	2.231	10:33:47.001
10 -	39.960	26.199	1:06.159 (1)	65.72		10:34:53.160

Weather / Track : Rain / Wet

Brands Hatch Indy
Circuit Length = 1.2079 miles
Start: 10:17 Flag 10:35 End: 10:36

BMCRC - MRO Championships 2021 - Rnd 6 @ Brands Hatch Indy

Chilton Motors 250MZs & Blue Haze GPF

QUALIFYING - SECTOR ANALYSIS



SECTOR 1 = FL to I1, SECTOR 2 = I1 to FL, DIFF = Difference To Personal Best Lap, P = Crossed Finish Line in Pit Lane, D = Time Disallowed

P13 56		Russell TURNER		MZ ETZ 250 - TT Racing			
IDEAL LAP TIME : 1:06.481		BEST LAP TIME : 1:06.481		DIFFERENCE : 0.000			
LAP	SECTOR 1	SECTOR 2	LAP TIME	MPH	DIFF	TIME OF DAY	
1 -	44.701	29.088	1:13.789	58.93	7.308	10:19:34.262	
2 -	43.754	27.788	1:11.542	60.78	5.061	10:20:45.804	
3 -	3:27.810	33.853	4:01.663	17.99	2:55.182	10:24:47.467	
4 -	47.149	29.621	1:16.770	56.64	10.289	10:26:04.237	
5 -	41.640	27.866	1:09.506	62.56	3.025	10:27:13.743	
6 -	42.775	28.419	1:11.194	61.08	4.713	10:28:24.937	
7 -	40.860	26.947	1:07.807 (2)	64.13	1.326	10:29:32.744	
8 -	40.980	27.146	1:08.126 (3)	63.83	1.645	10:30:40.870	
9 -	39.992	26.489	1:06.481 (1)	65.41		10:31:47.351	

P14 108 R		Ian KEEBLE		Mz ETC 250 -			
IDEAL LAP TIME : 1:07.532		BEST LAP TIME : 1:07.543		DIFFERENCE : 0.011			
LAP	SECTOR 1	SECTOR 2	LAP TIME	MPH	DIFF	TIME OF DAY	
1 -	OUTLAP	29.848	1:20.574	53.97	13.031	10:26:05.118	
2 -	42.262	28.064	1:10.326	61.83	2.783	10:27:15.444	
3 -	42.169	28.751	1:10.920	61.31	3.377	10:28:26.364	
4 -	42.279	28.183	1:10.462	61.71	2.919	10:29:36.826	
5 -	41.480	27.885	1:09.365	62.69	1.822	10:30:46.191	
6 -	41.911	27.762	1:09.673	62.41	2.130	10:31:55.864	
7 -	40.757	26.979	1:07.736 (2)	64.19	0.193	10:33:03.600	
8 -	41.456	27.463	1:08.919 (3)	63.09	1.376	10:34:12.519	
9 -	40.553	26.990	1:07.543 (1)	64.38		10:35:20.062	
10 -	41.282	28.154	1:09.436	62.62	1.893	10:36:29.498	

P15 167 GPF		Mark BAILEY		Yamaha TZR250 - South Eastern Air Conditioning ltd			
IDEAL LAP TIME : 1:08.954		BEST LAP TIME : 1:08.979		DIFFERENCE : 0.025			
LAP	SECTOR 1	SECTOR 2	LAP TIME	MPH	DIFF	TIME OF DAY	
1 -	OUTLAP	29.074	1:21.823	53.14	12.844	10:27:02.286	
2 -	43.860	28.953	1:12.813	59.72	3.834	10:28:15.099	
3 -	42.148	27.502	1:09.650 (3)	62.43	0.671	10:29:24.749	
4 -	41.950	27.324	1:09.274 (2)	62.77	0.295	10:30:34.023	
5 -	41.630	27.349	1:08.979 (1)	63.04		10:31:43.002	

P16 46		Steve BRIGDEN		MZ ETZ 250 - Cylera - Healthcare IOT Security			
IDEAL LAP TIME : 1:09.079		BEST LAP TIME : 1:09.079		DIFFERENCE : 0.000			
LAP	SECTOR 1	SECTOR 2	LAP TIME	MPH	DIFF	TIME OF DAY	
1 -	46.919	29.776	1:16.695	56.69	7.616	10:19:39.673	
2 -	43.950	29.282	1:13.232	59.38	4.153	10:20:52.905	
3 -	44.402	29.769	1:14.171	58.62	5.092	10:22:07.076	
4 -	44.064	29.145	1:13.209	59.39	4.130	10:23:20.285	
5 -	44.791	29.097	1:13.888	58.85	4.809	10:24:34.173	
6 -	43.207	28.841	1:12.048	60.35	2.969	10:25:46.221	
7 -	43.806	29.268	1:13.074	59.50	3.995	10:26:59.295	
8 -	43.966	29.127	1:13.093	59.49	4.014	10:28:12.388	
9 -	43.461	28.955	1:12.416	60.05	3.337	10:29:24.804	
10 -	42.981	28.252	1:11.233	61.04	2.154	10:30:36.037	
11 -	42.620	28.615	1:11.235	61.04	2.156	10:31:47.272	
12 -	42.288	28.222	1:10.510 (2)	61.67	1.431	10:32:57.782	
13 -	43.697	28.522	1:12.219	60.21	3.140	10:34:10.001	
14 -	41.670	27.409	1:09.079 (1)	62.95		10:35:19.080	
15 -	42.002	28.592	1:10.594 (3)	61.60	1.515	10:36:29.674	

Weather / Track : Rain / Wet

Brands Hatch Indy
Circuit Length = 1.2079 miles
Start: 10:17 Flag 10:35 End: 10:36

BMCRC - MRO Championships 2021 - Rnd 6 @ Brands Hatch Indy

Chilton Motors 250MZs & Blue Haze GPF

QUALIFYING - SECTOR ANALYSIS



SECTOR 1 = FL to I1, SECTOR 2 = I1 to FL, DIFF = Difference To Personal Best Lap, P = Crossed Finish Line in Pit Lane, D = Time Disallowed

P17 48 GPF Richard PATIENT			Yamaha TZR250 -			
IDEAL LAP TIME : 1:09.889		BEST LAP TIME : 1:09.889	DIFFERENCE : 0.000			
LAP	SECTOR 1	SECTOR 2	LAP TIME	MPH	DIFF	TIME OF DAY
1 -	47.474	30.552	1:18.026	55.73	8.137	10:19:42.420
2 -	47.067	30.180	1:17.247	56.29	7.358	10:20:59.667
3 -	46.639	29.773	1:16.412	56.90	6.523	10:22:16.079
4 -	45.403	29.813	1:15.216	57.81	5.327	10:23:31.295
5 -	45.501	29.404	1:14.905	58.05	5.016	10:24:46.200
6 -	44.475	28.682	1:13.157	59.44	3.268	10:25:59.357
7 -	44.047	28.635	1:12.682	59.83	2.793	10:27:12.039
8 -	43.699	29.122	1:12.821	59.71	2.932	10:28:24.860
9 -	42.904	28.923	1:11.827	60.54	1.938	10:29:36.687
10 -	43.172	27.607	1:10.779 (2)	61.43	0.890	10:30:47.466
11 -	42.792	28.811	1:11.603 (3)	60.73	1.714	10:31:59.069
12 -	43.662	28.413	1:12.075	60.33	2.186	10:33:11.144
13 -	44.408	27.909	1:12.317	60.13	2.428	10:34:23.461
14 -	42.438	27.451	1:09.889 (1)	62.22		10:35:33.350

P18 71 GPF Richard HICKLING			Aprilia RS 125 - Millstream Motor Services & Ringwood Tyres			
IDEAL LAP TIME : 1:10.116		BEST LAP TIME : 1:10.116	DIFFERENCE : 0.000			
LAP	SECTOR 1	SECTOR 2	LAP TIME	MPH	DIFF	TIME OF DAY
1 -	47.652	30.789	1:18.441	55.43	8.325	10:19:33.215
2 -	47.783	30.597	1:18.380	55.48	8.264	10:20:51.595
3 -	47.266	30.290	1:17.556	56.07	7.440	10:22:09.151
4 -	46.904	30.400	1:17.304	56.25	7.188	10:23:26.455
5 -	46.899	29.914	1:16.813	56.61	6.697	10:24:43.268
6 -	45.902	29.611	1:15.513	57.58	5.397	10:25:58.781
7 -	44.938	29.601	1:14.539	58.33	4.423	10:27:13.320
8 -	44.997	29.202	1:14.199	58.60	4.083	10:28:27.519
9 -	44.586	28.961	1:13.547	59.12	3.431	10:29:41.066
10 -	43.421	28.625	1:12.046 (3)	60.35	1.930	10:30:53.112
11 -	43.477	28.779	1:12.256	60.18	2.140	10:32:05.368
12 -	43.581	28.375	1:11.956 (2)	60.43	1.840	10:33:17.324
13 -	44.117	28.247	1:12.364	60.09	2.248	10:34:29.688
14 -	42.317	27.799	1:10.116 (1)	62.02		10:35:39.804

P19 6 Paul ANSELL			MZ ETZ 250 -			
IDEAL LAP TIME : 1:10.449		BEST LAP TIME : 1:10.540	DIFFERENCE : 0.091			
LAP	SECTOR 1	SECTOR 2	LAP TIME	MPH	DIFF	TIME OF DAY
1 -	52.658	31.801	1:24.459	51.48	13.919	10:19:47.831
2 -	47.494	30.728	1:18.222	55.59	7.682	10:21:06.053
3 -	47.228	30.549	1:17.777	55.91	7.237	10:22:23.830
4 -	44.727	29.336	1:14.063	58.71	3.523	10:23:37.893
5 -	44.437	29.109	1:13.546	59.12	3.006	10:24:51.439
6 -	43.936	29.980	1:13.916	58.83	3.376	10:26:05.355
7 -	43.194	28.828	1:12.022 (3)	60.37	1.482	10:27:17.377
8 -	42.916	29.124	1:12.040	60.36	1.500	10:28:29.417
9 -	44.053	29.123	1:13.176	59.42	2.636	10:29:42.593
10 -	43.331	28.813	1:12.144	60.27	1.604	10:30:54.737
11 -	42.510	28.582	1:11.092 (2)	61.16	0.552	10:32:05.829
12 -	43.709	28.574	1:12.283	60.16	1.743	10:33:18.112
13 -	44.497	28.871	1:13.368	59.27	2.828	10:34:31.480
14 -	42.601	27.939	1:10.540 (1)	61.64		10:35:42.020

Weather / Track : Rain / Wet

Brands Hatch Indy
Circuit Length = 1.2079 miles
Start: 10:17 Flag 10:35 End: 10:36

BMCRC - MRO Championships 2021 - Rnd 6 @ Brands Hatch Indy

Chilton Motors 250MZs & Blue Haze GPF

QUALIFYING - SECTOR ANALYSIS



SECTOR 1 = FL to I1, SECTOR 2 = I1 to FL, DIFF = Difference To Personal Best Lap, P = Crossed Finish Line in Pit Lane, D = Time Disallowed

P20 3		Max MAUD		MZ ETZ 250 -		
IDEAL LAP TIME : 1:11.202		BEST LAP TIME : 1:11.417		DIFFERENCE : 0.215		
LAP	SECTOR 1	SECTOR 2	LAP TIME	MPH	DIFF	TIME OF DAY
1 -	OUTLAP	31.155	1:26.397	50.33	14.980	10:22:59.221
2 -	46.206	30.222	1:16.428	56.89	5.011	10:24:15.649
3 -	48.446	29.638	1:18.084	55.69	6.667	10:25:33.733
4 -	45.129	29.987	1:15.116	57.89	3.699	10:26:48.849
5 -	45.421	29.832	1:15.253	57.78	3.836	10:28:04.102
6 -	44.795	29.471	1:14.266	58.55	2.849	10:29:18.368
7 -	44.137	29.057	1:13.194	59.41	1.777	10:30:31.562
8 -	43.412	29.164	1:12.576	59.91	1.159	10:31:44.138
9 -	43.021	28.469	1:11.490 (2)	60.82	0.073	10:32:55.628
10 -	44.074	28.523	1:12.597	59.90	1.180	10:34:08.225
11 -	42.899	28.748	1:11.647 (3)	60.69	0.230	10:35:19.872
12 -	42.733	28.684	1:11.417 (1)	60.89		10:36:31.289

P21 93		Jack HAYES-WOLFF		MZ ETZ 250 - Chilton Motors		
IDEAL LAP TIME : 1:11.664		BEST LAP TIME : 1:11.851		DIFFERENCE : 0.187		
LAP	SECTOR 1	SECTOR 2	LAP TIME	MPH	DIFF	TIME OF DAY
1 -	46.579	29.596	1:16.175	57.08	4.324	10:19:38.948
2 -	46.426	30.540	1:16.966	56.50	5.115	10:20:55.914
3 -	46.001	29.263	1:15.264	57.77	3.413	10:22:11.178
4 -	44.998	30.524	1:15.522	57.58	3.671	10:23:26.700
5 -	45.747	28.746	1:14.493	58.37	2.642	10:24:41.193
6 -	44.328	28.498	1:12.826	59.71	0.975	10:25:54.019
7 -	43.724	29.285	1:13.009	59.56	1.158	10:27:07.028
8 -	43.542	28.778	1:12.320 (2)	60.13	0.469	10:28:19.348
9 -	43.953	28.372	1:12.325 (3)	60.12	0.474	10:29:31.673
10 -	43.434	28.417	1:11.851 (1)	60.52		10:30:43.524
11 -	43.714	28.758	1:12.472	60.00	0.621	10:31:55.996
12 -	43.694	28.785	1:12.479	59.99	0.628	10:33:08.475
13 -	45.702	29.362	1:15.064	57.93	3.213	10:34:23.539
14 -	44.266	28.230	1:12.496	59.98	0.645	10:35:36.035

P22 38		Chris PETTET		MZ ETZ 250 -		
IDEAL LAP TIME : 1:12.526		BEST LAP TIME : 1:12.526		DIFFERENCE : 0.000		
LAP	SECTOR 1	SECTOR 2	LAP TIME	MPH	DIFF	TIME OF DAY
1 -	43.074	29.452	1:12.526 (1)	59.95		10:19:37.084
2 -	44.385	30.392	1:14.777 (2)	58.15	2.251	10:20:51.861
3 -	44.842	30.332	1:15.174	57.84	2.648	10:22:07.035
4 -	45.865	29.518	1:15.383	57.68	2.857	10:23:22.418
5 -	46.135	29.992	1:16.127	57.12	3.601	10:24:38.545
6 -	44.338	30.482	1:14.820 (3)	58.12	2.294	10:25:53.365
7 -	44.942	30.457	1:15.399	57.67	2.873	10:27:08.764

P23 66 R		Graeme LEWIS		MZ ETZ 250 -		
IDEAL LAP TIME : 1:14.337		BEST LAP TIME : 1:14.419		DIFFERENCE : 0.082		
LAP	SECTOR 1	SECTOR 2	LAP TIME	MPH	DIFF	TIME OF DAY
1 -	44.908	29.511	1:14.419 (1)	58.43		10:19:18.340
2 -	45.326	29.429	1:14.755 (2)	58.17	0.336	10:20:33.095
3 -	46.042	30.327	1:16.369 (3)	56.94	1.950	10:21:49.464
4 -	46.591	30.689	1:17.280	56.27	2.861	10:23:06.744
5 -	47.214	30.417	1:17.631	56.01	3.212	10:24:24.375
6 -	47.073	30.569	1:17.642	56.00	3.223	10:25:42.017
7 -	46.338	30.389	1:16.727	56.67	2.308	10:26:58.744
8 -	46.060	30.517	1:16.577	56.78	2.158	10:28:15.321
9 -	45.925	30.682	1:16.607	56.76	2.188	10:29:31.928

Weather / Track : Rain / Wet

Brands Hatch Indy
Circuit Length = 1.2079 miles
Start: 10:17 Flag 10:35 End: 10:36

BMCRC - MRO Championships 2021 - Rnd 6 @ Brands Hatch Indy

Chilton Motors 250MZs & Blue Haze GPF

QUALIFYING - SECTOR ANALYSIS



SECTOR 1 = FL to I1, SECTOR 2 = I1 to FL, DIFF = Difference To Personal Best Lap, P = Crossed Finish Line in Pit Lane, D = Time Disallowed

P24 13 R		Gordon RYAN		MZ ETZ 250 - Prism Work Psychology			
IDEAL LAP TIME : 1:21.509		BEST LAP TIME : 1:22.134		DIFFERENCE : 0.625			
LAP	SECTOR 1	SECTOR 2	LAP TIME	MPH	DIFF	TIME OF DAY	
1 -	50.555	31.579	1:22.134 (1)	52.94		10:19:47.306	
2 -	49.930	34.777	1:24.707 (2)	51.33	2.573	10:21:12.013	
3 -	52.728	IN PIT	2:11.777 P	32.99	49.643	10:23:23.790	

P25 45		Andrew MILES		MZ ETZ 250 -			
IDEAL LAP TIME : 1:23.289		BEST LAP TIME : 1:23.289		DIFFERENCE : 0.000			
LAP	SECTOR 1	SECTOR 2	LAP TIME	MPH	DIFF	TIME OF DAY	
1 -	52.099	34.687	1:26.786 (2)	50.10	3.497	10:19:51.692	
2 -	53.001	34.443	1:27.444 (3)	49.73	4.155	10:21:19.136	
3 -	51.411	37.069	1:28.480	49.14	5.191	10:22:47.616	
4 -	52.993	34.571	1:27.564	49.66	4.275	10:24:15.180	
5 -	49.618	33.671	1:23.289 (1)	52.21		10:25:38.469	

P26 67		Giles SPENCER		MZ ETZ 250 -			
IDEAL LAP TIME : 1:31.101		BEST LAP TIME : 1:31.483		DIFFERENCE : 0.382			
LAP	SECTOR 1	SECTOR 2	LAP TIME	MPH	DIFF	TIME OF DAY	
1 -	55.832	36.750	1:32.582 (2)	46.97	1.099	10:19:52.933	
2 -	54.351	37.132	1:31.483 (1)	47.53		10:21:24.416	

Weather / Track : Rain / Wet

Results can be found at www.tsl-timing.com

Page 7 of 7

Brands Hatch Indy
 Circuit Length = 1.2079 miles
 Start: 10:17 Flag 10:35 End: 10:36

Printed - 10:38 Saturday, 02 October 2021

BMCRC - MRO Championships 2021 - Rnd 6 @ Brands Hatch Indy

Chilton Motors 250MZs & Blue Haze GPF

QUALIFYING - BEST SECTORS

SECTOR 1			SECTOR 2			IDEAL / BEST COMPARISON						
POS	NO	NAME	TIME	NO	NAME	TIME	POS	NO	NAME	IDEAL	BEST	DIFF
									PERFECT LAP	59.618		
1	15	PERKINS	36.010	15	PERKINS	23.608	1	15	PERKINS	59.618	59.874	0.256
2	4	SEATH	37.188	4	SEATH	24.128	2	4	SEATH	1:01.316	1:01.316	0.000
3	85	WALES	37.273	75	WOODALL	24.997	3	85	WALES	1:02.446	1:02.448	0.002
4	75	WOODALL	37.627	14	HALIL	25.011	4	75	WOODALL	1:02.624	1:02.624	0.000
5	14	HALIL	37.663	85	WALES	25.173	5	14	HALIL	1:02.674	1:02.949	0.275
6	96	KENT	38.520	95	ROGERS	25.488	6	96	KENT	1:04.161	1:04.399	0.238
7	95	ROGERS	38.850	96	KENT	25.641	7	95	ROGERS	1:04.338	1:04.493	0.155
8	32	ASHMEAD	39.193	32	ASHMEAD	25.737	8	32	ASHMEAD	1:04.930	1:04.930	0.000
9	5	SAMETT	39.320	69	MANN	25.984	9	5	SAMETT	1:05.418	1:05.418	0.000
10	81	GRANT	39.438	5	SAMETT	26.098	10	69	MANN	1:05.700	1:05.700	0.000
11	69	MANN	39.716	49	MARKS	26.199	11	81	GRANT	1:05.866	1:05.866	0.000
12	49	MARKS	39.960	81	GRANT	26.428	12	49	MARKS	1:06.159	1:06.159	0.000
13	56	TURNER	39.992	56	TURNER	26.489	13	56	TURNER	1:06.481	1:06.481	0.000
14	108	KEEBLE	40.553	108	KEEBLE	26.979	14	108	KEEBLE	1:07.532	1:07.543	0.011
15	167	BAILEY	41.630	167	BAILEY	27.324	15	167	BAILEY	1:08.954	1:08.979	0.025
16	46	BRIGDEN	41.670	46	BRIGDEN	27.409	16	46	BRIGDEN	1:09.079	1:09.079	0.000
17	71	HICKLING	42.317	48	PATIENT	27.451	17	48	PATIENT	1:09.889	1:09.889	0.000
18	48	PATIENT	42.438	71	HICKLING	27.799	18	71	HICKLING	1:10.116	1:10.116	0.000
19	6	ANSELL	42.510	6	ANSELL	27.939	19	6	ANSELL	1:10.449	1:10.540	0.091
20	3	MAUD	42.733	93	HAYES-WOLFF	28.230	20	3	MAUD	1:11.202	1:11.417	0.215
21	38	PETTET	43.074	3	MAUD	28.469	21	93	HAYES-WOLFF	1:11.664	1:11.851	0.187
22	93	HAYES-WOLFF	43.434	66	LEWIS	29.429	22	38	PETTET	1:12.526	1:12.526	0.000
23	66	LEWIS	44.908	38	PETTET	29.452	23	66	LEWIS	1:14.337	1:14.419	0.082
24	45	MILES	49.618	13	RYAN	31.579	24	13	RYAN	1:21.509	1:22.134	0.625
25	13	RYAN	49.930	45	MILES	33.671	25	45	MILES	1:23.289	1:23.289	0.000
26	67	SPENCER	54.351	67	SPENCER	36.750	26	67	SPENCER	1:31.101	1:31.483	0.382

Weather / Track : Rain / Wet

Results can be found at www.tsl-timing.com

Brands Hatch Indy
Circuit Length = 1.2079 miles
Start: 10:17 Flag 10:35 End: 10:36

Printed - 10:38 Saturday, 02 October 2021

BMCRC - MRO Championships 2021 - Rnd 6 @ Brands Hatch Indy

Chilton Motors 250MZs & Blue Haze GPF

QUALIFYING - STATISTICS

Competitors Started 26
Planned Start 2021-10-02 @ 10:42:00.000
Actual Start 2021-10-02 @ 10:17:28.169
Finish Time 2021-10-02 @ 10:35:27.768
Track Length 1.2079mi.
Total Laps 258
Total Distance Covered 311.6499mi.

Session Fastest Lap History

NO	CL	NAME	LAP TIME	TIME OF DAY	LAP	VEHICLE
96		Chris KENT	1:10.689	10:19:14.289	1	MZ ETZ 250
96		Chris KENT	1:08.742	10:20:23.031	2	MZ ETZ 250
96		Chris KENT	1:07.747	10:21:30.778	3	MZ ETZ 250
14	GPF	Denis HALIL	1:07.684	10:23:07.635	4	Yamaha TZR
85		Andrew WALES	1:06.835	10:23:56.318	2	MZ ETZ 250
96		Chris KENT	1:06.694	10:24:54.611	6	MZ ETZ 250
85		Andrew WALES	1:04.464	10:25:00.782	3	MZ ETZ 250
85		Andrew WALES	1:03.729	10:26:04.510	4	MZ ETZ 250
15	GPF	Billy PERKINS	1:01.025	10:27:34.861	2	Yamaha TZR 250
15	GPF	Billy PERKINS	1:00.973	10:28:35.833	3	Yamaha TZR 250
15	GPF	Billy PERKINS	59.904	10:32:40.993	7	Yamaha TZR 250
15	GPF	Billy PERKINS	59.874	10:34:42.260	9	Yamaha TZR 250

Flag History

TYPE	TIME OF DAY
GREEN	10:17:28.169
FINISH	10:35:27.768

Flag Statistics

TYPE	COUNT	TOTAL LAPS	TOTAL TIME
Green	1	15	19:04.913
Red	0	0	0.000
Safety Car	0	0	0.000
FCY	0	0	0.000

Weather / Track : Rain / Wet

Results can be found at www.tsl-timing.com

Page 1 of 4

Brands Hatch Indy
Circuit Length = 1.2079 miles
Start: 10:17 Flag 10:35 End: 10:36

Printed - 10:38 Saturday, 02 October 2021

BMCRC - MRO Championships 2021 - Rnd 6 @ Brands Hatch Indy

Chilton Motors 250MZs & Blue Haze GPF

QUALIFYING - STATISTICS

CLASS : GPF

6 Starters

Fastest Lap History

NO	NAME	LAP TIME	TIME OF DAY	LAP	VEHICLE
71	Richard HICKLING	1:18.441	10:19:33.229	1	Aprilia RS 125
14	Denis HALIL	1:16.858	10:19:42.082	1	Yamaha TZR
14	Denis HALIL	1:09.912	10:20:51.993	2	Yamaha TZR
14	Denis HALIL	1:07.957	10:21:59.950	3	Yamaha TZR
14	Denis HALIL	1:07.684	10:23:07.635	4	Yamaha TZR
14	Denis HALIL	1:06.505	10:25:22.290	6	Yamaha TZR
14	Denis HALIL	1:05.600	10:27:34.483	8	Yamaha TZR
15	Billy PERKINS	1:01.025	10:27:34.861	2	Yamaha TZR 250
15	Billy PERKINS	1:00.973	10:28:35.833	3	Yamaha TZR 250
15	Billy PERKINS	59.904	10:32:40.993	7	Yamaha TZR 250
15	Billy PERKINS	59.874	10:34:42.260	9	Yamaha TZR 250

Weather / Track : Rain / Wet

Results can be found at www.tsl-timing.com

Page 2 of 4

Brands Hatch Indy
Circuit Length = 1.2079 miles
Start: 10:17 Flag 10:35 End: 10:36

Printed - 10:38 Saturday, 02 October 2021

BMCRC - MRO Championships 2021 - Rnd 6 @ Brands Hatch Indy

Chilton Motors 250MZs & Blue Haze GPF

QUALIFYING - STATISTICS

CLASS :

17 Starters

Fastest Lap History

NO	NAME	LAP TIME	TIME OF DAY	LAP	VEHICLE
96	Chris KENT	1:10.689	10:19:14.289	1	MZ ETZ 250
96	Chris KENT	1:08.742	10:20:23.031	2	MZ ETZ 250
96	Chris KENT	1:07.747	10:21:30.778	3	MZ ETZ 250
85	Andrew WALES	1:06.835	10:23:56.318	2	MZ ETZ 250
96	Chris KENT	1:06.694	10:24:54.611	6	MZ ETZ 250
85	Andrew WALES	1:04.464	10:25:00.782	3	MZ ETZ 250
85	Andrew WALES	1:03.729	10:26:04.510	4	MZ ETZ 250
85	Andrew WALES	1:03.175	10:31:26.201	9	MZ ETZ 250
85	Andrew WALES	1:02.488	10:32:28.688	10	MZ ETZ 250
85	Andrew WALES	1:02.448	10:34:34.579	12	MZ ETZ 250

Weather / Track : Rain / Wet

Results can be found at www.tsl-timing.com

Page 3 of 4

Brands Hatch Indy
Circuit Length = 1.2079 miles
Start: 10:17 Flag 10:35 End: 10:36

Printed - 10:38 Saturday, 02 October 2021

BMCRC - MRO Championships 2021 - Rnd 6 @ Brands Hatch Indy

Chilton Motors 250MZs & Blue Haze GPF

QUALIFYING - STATISTICS

CLASS : R

3 Starters

Fastest Lap History

NO	NAME	LAP TIME	TIME OF DAY	LAP	VEHICLE
66	Graeme LEWIS	1:14.419	10:19:18.377	1	MZ ETZ 250
108	Ian KEEBLE	1:10.326	10:27:15.478	2	Mz ETC 250
108	Ian KEEBLE	1:09.365	10:30:46.191	5	Mz ETC 250
108	Ian KEEBLE	1:07.736	10:33:03.635	7	Mz ETC 250
108	Ian KEEBLE	1:07.543	10:35:20.096	9	Mz ETC 250

BMCRC - MRO Championships 2021 - Rnd 6 @ Brands Hatch Indy

Chilton Motors 250MZs & Blue Haze GPF

RACE 8 - GRID (10 Laps)



CONTRACTORS LTD

ROW 12	35	565	Louis KERSHAW	34	501	Ricky WOOD					
ROW 11	33	114	Ryan ANDERSON	32	67	Giles SPENCER	1:31.483	31	45	Andrew MILES	1:23.289
ROW 10	30	13	Gordon RYAN	29	66	Graeme LEWIS	1:14.419	28	38	Chris PETTET	1:12.526
ROW 9	27	93	Jack HAYES-WOLFF	26	3	Max MAUD	1:11.851	25	6	Paul ANSELL	1:10.540
ROW 8	24	46	Steve BRIGDEN	23	108	Ian KEEBLE	1:09.079	22	56	Russell TURNER	1:06.481
ROW 7	21	49	Andy MARKS	20	81	Scott GRANT	1:06.159	19	69	Alexander MANN	1:05.866
ROW 6	18	5	Garry SAMETT	17	32	John ASHMEAD	1:05.418	16	95	Christopher ROGERS	1:04.930
ROW 5	15	96	Chris KENT	14	75	Peter WOODALL	1:04.399	13	85	Andrew WALES	1:02.624
ROW 4											
ROW 3	9	707	Alex SYMON	8	199	Michael FROST	1:04.930	7	42	Martin PEARSON	1:04.493
ROW 2	6	71	Richard HICKLING	5	48	Richard PATIENT	1:10.116	4	167	Mark BAILEY	1:09.889
ROW 1	3	14	Denis HALIL	2	4	James SEATH	1:02.949	1	15	Billy PERKINS	1:01.316
											59.874
											Pole

Brands Hatch Indy

Circuit Length = 1.2079 miles

These results are provisional until the conclusion of any judicial and technical matters.

Clerk Of Course :	Stewards :	Timekeeper : Alan Povey
-------------------	------------	-------------------------

Results can be found at www.tsl-timing.com

Printed - 10:39 Saturday, 02 October 2021



BMCRC - MRO Championships 2021 - Rnd 6 @ Brands Hatch Indy

Chilton Motors 250MZs & Blue Haze GPF

RACE 8 - CLASSIFICATION



CONTRACTORS LTD

POS	NO	CL	PIC NAME	ENTRY	LAPS	TIME	GAP	DIFF	MPH	BEST	ON
1	14	GPF	1 Denis HALIL	Yamaha TZR - D & A AUTOS	10	11:20.579			63.89	1:05.725	2
2	42	GPF	2 Martin PEARSON	Yamaha TZR250 - Viking Inspection	10	11:25.338	4.759	4.759	63.45	1:06.423	7
3	4*	GPF	3 James SEATH	Aprilia RS250 - Ovenden Earthmoving	10	11:33.816	13.237	8.478	62.67	1:06.425	9
4	81		1 Scott GRANT	MZ ETZ 250 - Katie, Mum and Dad	10	11:38.887	18.308	5.071	62.22	1:05.540	8
5	71	GPF	4 Richard HICKLING	Aprilia RS 125 - Millstream Motor Services & Ringwr	10	11:39.249	18.670	0.362	62.18	1:07.096	10
6	48	GPF	5 Richard PATIENT	Yamaha TZR250 -	10	11:39.712	19.133	0.463	62.14	1:07.471	10
7	75		2 Peter WOODALL	MZ ETZ 250 - Online Lubricants	10	11:40.316	19.737	0.604	62.09	1:05.636	8
8	85		3 Andrew WALES	MZ ETZ 250 - Illuminated Design LTD	10	11:52.285	31.706	11.969	61.05	1:06.470	7
9	95		4 Christopher ROGERS	Mz ETZ 250 - CB Racing	10	12:02.652	42.073	10.367	60.17	1:08.206	7
10	32		5 John ASHMEAD	Mz ETZ 250 -	10	12:09.702	49.123	7.050	59.59	1:08.702	5
11	96		6 Chris KENT	MZ ETZ 250 - Powder House Coatings Ltd	10	12:09.984	49.405	0.282	59.57	1:07.025	8
12	69		7 Alexander MANN	Mz TS 250 - HS RACING	10	12:17.849	57.270	7.865	58.93	1:08.896	5
13	167	GPF	6 Mark BAILEY	Yamaha TZR250 - South Eastern Air Conditioning It	9	11:25.294	1 Lap	1 Lap	57.11	1:13.243	3
14	5		8 Garry SAMETT	MZ TS 250 - smallmouse	9	11:25.777	1 Lap	0.483	57.07	1:10.423	6
15	56		9 Russell TURNER	MZ ETZ 250 - TT Racing	9	11:52.553	1 Lap	26.776	54.92	1:13.004	9
16	108	R	1 Ian KEEBLE	Mz ETC 250 -	9	11:53.005	1 Lap	0.452	54.89	1:13.516	8
17	6		10 Paul ANSELL	MZ ETZ 250 -	9	11:58.289	1 Lap	5.284	54.48	1:13.454	9
18	67		11 Giles SPENCER	MZ ETZ 250 -	9	11:58.845	1 Lap	0.556	54.44	1:12.338	8
19	565	R	2 Louis KERSHAW	MZ ETZ 250 -	9	11:59.675	1 Lap	0.830	54.38	1:12.380	8
20	49		12 Andy MARKS	MZ ETZ 250 - Kingpin Components	9	12:00.683	1 Lap	1.008	54.30	1:12.281	7
21	46		13 Steve BRIGDEN	MZ ETZ 250 - Cylera - Healthcare IOT Security	9	12:00.856	1 Lap	0.173	54.29	1:14.557	2
22	66	R	3 Graeme LEWIS	MZ ETZ 250 -	9	12:10.269	1 Lap	9.413	53.59	1:15.363	3
23	93		14 Jack HAYES-WOLFF	MZ ETZ 250 - Chilton Motors	9	12:10.501	1 Lap	0.232	53.57	1:14.943	3
24	38		15 Chris PETTET	MZ ETZ 250 -	9	12:22.183	1 Lap	11.682	52.73	1:16.509	3
25	501	R	4 Ricky WOOD	MZ ETZ 250 -	8	11:25.816	2 Laps	1 Lap	50.72	1:17.347	7
26	45		16 Andrew MILES	MZ ETZ 250 -	8	12:01.227	2 Laps	35.411	48.23	1:24.251	8
27	13	R	5 Gordon RYAN	MZ ETZ 250 - Prism Work Psychology	8	12:05.122	2 Laps	3.895	47.97	1:24.710	7

FASTEST LAP

81		Scott GRANT	MZ ETZ 250 - Katie, Mum and Dad	8	1:05.540	66.35 mph	106.78 kph
14	GPF	Denis HALIL	Yamaha TZR - D & A AUTOS	2	1:05.725	66.16 mph	106.48 kph
565	R	Louis KERSHAW	MZ ETZ 250 -	8	1:12.380	60.08 mph	96.68 kph

Class GPF - 92.5% of Race Speed = 59.09 mph

Class - 92.5% of Race Speed = 57.55 mph

Class R - 92.5% of Race Speed = 50.77 mph

Brands Hatch Indy: 1.2079 miles

Race Distance: 10 Laps / 12.07 miles

Start: 14:21 Flag 14:32 End: 14:33

Weather / Track : Cloudy / Dry

These results are provisional until the conclusion of any judicial and technical matters.

Clerk Of Course :	Stewards :	Timekeeper : Alan Povey
-------------------	------------	-------------------------

Results can be found at www.tsl-timing.com

Printed - 14:34 Saturday, 02 October 2021



BMCRC - MRO Championships 2021 - Rnd 6 @ Brands Hatch Indy

Chilton Motors 250MZs & Blue Haze GPF

RACE 8 - LAP CHART

LAP 1 @ 14:22:15.324			LAP 2 @ 14:23:21.049			LAP 3 @ 14:24:29.156			LAP 4 @ 14:25:35.464			LAP 5 @ 14:26:44.398		
NO	BEHIND	LAP TIME	NO	BEHIND	LAP TIME	NO	BEHIND	LAP TIME	NO	BEHIND	LAP TIME	NO	BEHIND	LAP TIME
14		1:11.623	14		1:05.725	14		1:08.107	14		1:06.308	14		1:08.934
4	0.063	1:11.686	4	2.007	1:07.669	4	2.752	1:08.852	66	1 Lap	1:15.363	46	1 Lap	1:16.503
42	1.759	1:13.382	42	3.486	1:07.452	42	3.360	1:07.981	67	1 Lap	1:16.797	108	1 Lap	1:16.483
48	3.572	1:15.195	48	8.107	1:10.260	501	1 Lap	1:23.237	49	1 Lap	1:16.593	56	1 Lap	1:17.519
71	4.839	1:16.462	71	9.066	1:09.952	45	1 Lap	1:24.589	565	1 Lap	1:15.434	6	1 Lap	1:15.485
167	7.471	1:19.094	167	15.012	1:13.266	13	1 Lap	1:26.742	4	4.026	1:07.582	4	5.334	1:10.242
81	30.939	1:42.562	81	32.796	1:07.582	48	10.915	1:10.915	42	4.459	1:07.407	42	5.926	1:10.401
85	31.315	1:42.938	85	33.163	1:07.573	71	11.956	1:10.997	71	14.657	1:09.009	38	1 Lap	1:19.182
95	31.461	1:43.084	75	34.080	1:07.709	167	20.148	1:13.243	48	15.661	1:11.054	66	1 Lap	1:15.850
75	32.096	1:43.719	95	34.113	1:08.377	81	31.861	1:07.172	501	1 Lap	1:22.950	93	1 Lap	1:18.341
96	32.847	1:44.470	96	35.002	1:07.880	85	32.244	1:07.188	45	1 Lap	1:24.904	67	1 Lap	1:16.772
32	33.842	1:45.465	32	36.865	1:08.748	75	32.368	1:06.395	13	1 Lap	1:25.803	565	1 Lap	1:14.386
69	35.493	1:47.116	69	42.270	1:12.502	95	35.300	1:09.294	167	28.399	1:14.559	49	1 Lap	1:16.882
5	38.752	1:50.375	5	47.197	1:14.170	32	38.280	1:09.522	81	31.945	1:06.392	71	14.109	1:08.386
56	41.002	1:52.625	56	50.634	1:15.357	69	45.243	1:11.080	85	32.599	1:06.663	48	16.179	1:09.452
108	41.267	1:52.890	46	51.116	1:14.557	96	45.594	1:18.699	75	32.702	1:06.642	81	30.237	1:07.226
46	42.284	1:53.907	108	51.871	1:16.329	5	52.072	1:12.982	95	37.292	1:08.300	75	30.589	1:06.821
38	42.601	1:54.224	38	53.810	1:16.934	46	1:00.409	1:17.400	32	40.809	1:08.837	85	31.753	1:08.088
67	45.404	1:57.027	6	56.207	1:16.009	56	1:00.544	1:18.017	69	48.319	1:09.384	501	1 Lap	1:20.357
93	45.706	1:57.329	67	58.390	1:18.711	108	1:00.740	1:16.976	96	49.398	1:10.112	167	37.040	1:17.575
6	45.923	1:57.546	93	58.495	1:18.514	38	1:02.212	1:16.509	5	58.826	1:13.062	95	37.500	1:09.142
49	46.024	1:57.647	49	58.984	1:18.685	6	1:03.080	1:14.980				45	1 Lap	1:24.962
66	46.201	1:57.824	66	59.527	1:19.051	93	1:05.331	1:14.943				32	40.577	1:08.702
565	50.334	2:01.957	565	1:02.470	1:17.861							13	1 Lap	1:25.164
13	54.283	2:05.906										69	48.281	1:08.896
501	54.385	2:06.008										96	48.787	1:08.323
45	54.665	2:06.288										5	1:00.632	1:10.740

Weather / Track : Cloudy / Dry

Brands Hatch Indy
 Circuit Length = 1.2079 miles
 Start: 14:21 Flag 14:32 End: 14:33

BMCRC - MRO Championships 2021 - Rnd 6 @ Brands Hatch Indy

Chilton Motors 250MZs & Blue Haze GPF

RACE 8 - LAP CHART

LAP 6 @ 14:27:51.705			LAP 7 @ 14:28:59.598			LAP 8 @ 14:30:08.127			LAP 9 @ 14:31:15.805			LAP 10 @ 14:32:24.280		
NO	BEHIND	LAP TIME	NO	BEHIND	LAP TIME	NO	BEHIND	LAP TIME	NO	BEHIND	LAP TIME	NO	BEHIND	LAP TIME
14		1:07.307	14		1:07.893	14		1:08.529	14		1:07.678	14		1:08.475
4	6.999	1:08.972	4	5.856	1:06.750	4	6.232	1:08.905	5	1 Lap	1:11.209	4	3.237	1:06.733
42	7.487	1:08.868	42	6.017	1:06.423	42	6.357	1:08.869	4	4.979	1:06.425	167	1 Lap	1:16.316
108	1 Lap	1:13.843	108	1 Lap	1:13.908	45	2 Laps	1:25.357	42	5.505	1:06.826	42	4.759	1:07.729
56	1 Lap	1:15.396	56	1 Lap	1:13.414	13	2 Laps	1:25.813	71	20.049	1:09.667	5	1 Lap	1:11.420
46	1 Lap	1:16.652	71	17.622	1:08.671	71	18.060	1:08.967	48	20.137	1:08.212	501	2 Laps	1:17.668
6	1 Lap	1:15.704	46	1 Lap	1:15.210	48	19.603	1:09.263	81	21.185	1:05.618	81	18.308	1:05.598
66	1 Lap	1:16.383	48	18.869	1:08.381	108	1 Lap	1:15.025	75	22.042	1:05.927	71	18.670	1:07.096
565	1 Lap	1:15.182	6	1 Lap	1:15.260	56	1 Lap	1:13.687	45	2 Laps	1:24.551	48	19.133	1:07.471
71	16.844	1:10.042	49	1 Lap	1:13.614	81	23.245	1:05.540	108	1 Lap	1:13.516	75	19.737	1:06.170
49	1 Lap	1:15.742	66	1 Lap	1:15.549	75	23.793	1:05.636	13	2 Laps	1:24.710	85	31.706	1:10.940
67	1 Lap	1:16.461	67	1 Lap	1:14.429	46	1 Lap	1:15.590	56	1 Lap	1:13.534	56	1 Lap	1:13.004
48	18.381	1:09.509	565	1 Lap	1:15.565	6	1 Lap	1:14.937	85	29.241	1:07.698	108	1 Lap	1:14.035
93	1 Lap	1:18.172	81	26.234	1:05.580	49	1 Lap	1:12.281	6	1 Lap	1:14.914	6	1 Lap	1:13.454
38	1 Lap	1:21.543	75	26.686	1:05.657	85	29.221	1:08.204	46	1 Lap	1:15.329	67	1 Lap	1:12.411
81	28.547	1:05.617	93	1 Lap	1:16.028	67	1 Lap	1:13.899	49	1 Lap	1:14.801	565	1 Lap	1:13.048
75	28.922	1:05.640	85	29.546	1:06.470	565	1 Lap	1:13.862	67	1 Lap	1:12.338	49	1 Lap	1:14.438
85	30.969	1:06.523	38	1 Lap	1:19.615	66	1 Lap	1:16.567	565	1 Lap	1:12.380	46	1 Lap	1:15.708
95	39.430	1:09.237	95	39.743	1:08.206	93	1 Lap	1:15.655	95	41.587	1:09.241	45	2 Laps	1:24.251
32	42.330	1:09.060	32	43.510	1:09.073	95	40.024	1:08.810	93	1 Lap	1:14.972	95	42.073	1:08.961
501	1 Lap	1:19.535	96	51.309	1:07.941	38	1 Lap	1:17.566	66	1 Lap	1:17.556	13	2 Laps	1:26.026
167	45.388	1:15.655	69	52.722	1:09.401	32	44.048	1:09.067	32	46.506	1:10.136	32	49.123	1:11.092
69	51.214	1:10.240	501	1 Lap	1:18.714	96	49.805	1:07.025	96	50.416	1:08.289	96	49.405	1:07.464
96	51.261	1:09.781	167	55.481	1:17.986	69	53.358	1:09.165	38	1 Lap	1:18.201	66	1 Lap	1:16.126
45	1 Lap	1:26.325	5	1:07.251	1:11.396	501	1 Lap	1:17.347	69	55.450	1:09.770	93	1 Lap	1:16.547
13	1 Lap	1:24.958				167	1:04.552	1:17.600				69	57.270	1:10.295
5	1:03.748	1:10.423										38	1 Lap	1:18.409

Weather / Track : Cloudy / Dry

BMCRC - MRO Championships 2021 - Rnd 6 @ Brands Hatch Indy

Chilton Motors 250MZs & Blue Haze GPF

RACE 8 - SECTOR ANALYSIS



SECTOR 1 = FL to I1, SECTOR 2 = I1 to FL, DIFF = Difference To Personal Best Lap, P = Crossed Finish Line in Pit Lane, D = Time Disallowed

P1 14 GPF Denis HALIL			Yamaha TZR - D & A AUTOS			
IDEAL LAP TIME : 1:05.725		BEST LAP TIME : 1:05.725		DIFFERENCE : 0.000		
LAP	SECTOR 1	SECTOR 2	LAP TIME	MPH	DIFF	TIME OF DAY
1 -		26.776	1:11.623	60.71	5.898	14:22:15.324
2 -	39.400	26.325	1:05.725 (1)	66.16		14:23:21.049
3 -	40.349	27.758	1:08.107	63.84	2.382	14:24:29.156
4 -	39.861	26.447	1:06.308 (2)	65.58	0.583	14:25:35.464
5 -	41.692	27.242	1:08.934	63.08	3.209	14:26:44.398
6 -	39.699	27.608	1:07.307 (3)	64.60	1.582	14:27:51.705
7 -	40.522	27.371	1:07.893	64.05	2.168	14:28:59.598
8 -	41.278	27.251	1:08.529	63.45	2.804	14:30:08.127
9 -	40.979	26.699	1:07.678	64.25	1.953	14:31:15.805
10 -	40.974	27.501	1:08.475	63.50	2.750	14:32:24.280

P2 42 GPF Martin PEARSON			Yamaha TZR250 - Viking Inspection			
IDEAL LAP TIME : 1:06.106		BEST LAP TIME : 1:06.423		DIFFERENCE : 0.317		
LAP	SECTOR 1	SECTOR 2	LAP TIME	MPH	DIFF	TIME OF DAY
1 -		27.290	1:13.382	59.25	6.959	14:22:17.083
2 -	40.718	26.734	1:07.452	64.46	1.029	14:23:24.535
3 -	40.214	27.767	1:07.981	63.96	1.558	14:24:32.516
4 -	40.686	26.721	1:07.407 (3)	64.51	0.984	14:25:39.923
5 -	41.901	28.500	1:10.401	61.76	3.978	14:26:50.324
6 -	41.697	27.171	1:08.868	63.14	2.445	14:27:59.192
7 -	40.160	26.263	1:06.423 (1)	65.46		14:29:05.615
8 -	40.056	28.813	1:08.869	63.14	2.446	14:30:14.484
9 -	40.661	26.165	1:06.826 (2)	65.07	0.403	14:31:21.310
10 -	39.941	27.788	1:07.729	64.20	1.306	14:32:29.039

P3 4 GPF James SEATH			Aprilia RS250 - Ovenden Earthmoving			
IDEAL LAP TIME : 1:06.234		BEST LAP TIME : 1:06.425		DIFFERENCE : 0.191		
LAP	SECTOR 1	SECTOR 2	LAP TIME	MPH	DIFF	TIME OF DAY
1 -		27.208	1:11.686	60.66	5.261	14:22:15.387
2 -	40.867	26.802	1:07.669	64.26	1.244	14:23:23.056
3 -	40.859	27.993	1:08.852	63.15	2.427	14:24:31.908
4 -	40.816	26.766	1:07.582	64.34	1.157	14:25:39.490
5 -	41.850	28.392	1:10.242	61.90	3.817	14:26:49.732
6 -	41.689	27.283	1:08.972	63.04	2.547	14:27:58.704
7 -	40.234	26.516	1:06.750 (3)	65.14	0.325	14:29:05.454
8 -	39.914	28.991	1:08.905	63.11	2.480	14:30:14.359
9 -	40.105	26.320	1:06.425 (1)	65.46		14:31:20.784
10 -	39.970	26.763	1:06.733 (2)	65.16	0.308	14:32:27.517

P4 81 Scott GRANT			MZ ETZ 250 - Katie, Mum and Dad			
IDEAL LAP TIME : 1:05.253		BEST LAP TIME : 1:05.540		DIFFERENCE : 0.287		
LAP	SECTOR 1	SECTOR 2	LAP TIME	MPH	DIFF	TIME OF DAY
1 -		27.271	1:42.562	42.39	37.022	14:22:46.263
2 -	40.237	27.345	1:07.582	64.34	2.042	14:23:53.845
3 -	40.056	27.116	1:07.172	64.73	1.632	14:25:01.017
4 -	39.771	26.621	1:06.392	65.49	0.852	14:26:07.409
5 -	39.832	27.394	1:07.226	64.68	1.686	14:27:14.635
6 -	38.938	26.679	1:05.617	66.27	0.077	14:28:20.252
7 -	39.138	26.442	1:05.580 (2)	66.30	0.040	14:29:25.832
8 -	38.924	26.616	1:05.540 (1)	66.35		14:30:31.372
9 -	38.822	26.796	1:05.618	66.27	0.078	14:31:36.990
10 -	39.167	26.431	1:05.598 (3)	66.29	0.058	14:32:42.588

Weather / Track : Cloudy / Dry

Brands Hatch Indy
Circuit Length = 1.2079 miles
Start: 14:21 Flag 14:32 End: 14:33

BMCRC - MRO Championships 2021 - Rnd 6 @ Brands Hatch Indy

Chilton Motors 250MZs & Blue Haze GPF

RACE 8 - SECTOR ANALYSIS



SECTOR 1 = FL to I1, SECTOR 2 = I1 to FL, DIFF = Difference To Personal Best Lap, P = Crossed Finish Line in Pit Lane, D = Time Disallowed

P5 71 GPF Richard HICKLING			Aprilia RS 125 - Millstream Motor Services & Ringwood Tyres			
IDEAL LAP TIME : 1:07.096		BEST LAP TIME : 1:07.096		DIFFERENCE : 0.000		
LAP	SECTOR 1	SECTOR 2	LAP TIME	MPH	DIFF	TIME OF DAY
1 -		28.172	1:16.462	56.87	9.366	14:22:20.163
2 -	42.263	27.689	1:09.952	62.16	2.856	14:23:30.115
3 -	42.059	28.938	1:10.997	61.25	3.901	14:24:41.112
4 -	41.316	27.693	1:09.009	63.01	1.913	14:25:50.121
5 -	40.883	27.503	1:08.386 (2)	63.58	1.290	14:26:58.507
6 -	40.806	29.236	1:10.042	62.08	2.946	14:28:08.549
7 -	40.924	27.747	1:08.671 (3)	63.32	1.575	14:29:17.220
8 -	41.579	27.388	1:08.967	63.05	1.871	14:30:26.187
9 -	41.954	27.713	1:09.667	62.41	2.571	14:31:35.854
10 -	40.162	26.934	1:07.096 (1)	64.81		14:32:42.950

P6 48 GPF Richard PATIENT			Yamaha TZR250 -			
IDEAL LAP TIME : 1:07.471		BEST LAP TIME : 1:07.471		DIFFERENCE : 0.000		
LAP	SECTOR 1	SECTOR 2	LAP TIME	MPH	DIFF	TIME OF DAY
1 -		27.848	1:15.195	57.83	7.724	14:22:18.896
2 -	42.700	27.560	1:10.260	61.89	2.789	14:23:29.156
3 -	42.875	28.040	1:10.915	61.32	3.444	14:24:40.071
4 -	43.236	27.818	1:11.054	61.20	3.583	14:25:51.125
5 -	42.063	27.389	1:09.452	62.61	1.981	14:27:00.577
6 -	41.253	28.256	1:09.509	62.56	2.038	14:28:10.086
7 -	41.227	27.154	1:08.381 (3)	63.59	0.910	14:29:18.467
8 -	41.710	27.553	1:09.263	62.78	1.792	14:30:27.730
9 -	40.919	27.293	1:08.212 (2)	63.75	0.741	14:31:35.942
10 -	40.580	26.891	1:07.471 (1)	64.45		14:32:43.413

P7 75 Peter WOODALL			MZ ETZ 250 - Online Lubricants			
IDEAL LAP TIME : 1:05.568		BEST LAP TIME : 1:05.636		DIFFERENCE : 0.068		
LAP	SECTOR 1	SECTOR 2	LAP TIME	MPH	DIFF	TIME OF DAY
1 -		27.419	1:43.719	41.92	38.083	14:22:47.420
2 -	40.572	27.137	1:07.709	64.22	2.073	14:23:55.129
3 -	39.622	26.773	1:06.395	65.49	0.759	14:25:01.524
4 -	39.947	26.695	1:06.642	65.25	1.006	14:26:08.166
5 -	40.168	26.653	1:06.821	65.07	1.185	14:27:14.987
6 -	39.174	26.466	1:05.640 (2)	66.24	0.004	14:28:20.627
7 -	39.102	26.555	1:05.657 (3)	66.23	0.021	14:29:26.284
8 -	39.118	26.518	1:05.636 (1)	66.25		14:30:31.920
9 -	39.240	26.687	1:05.927	65.96	0.291	14:31:37.847
10 -	39.104	27.066	1:06.170	65.71	0.534	14:32:44.017

P8 85 Andrew WALES			MZ ETZ 250 - Illuminated Design LTD			
IDEAL LAP TIME : 1:06.356		BEST LAP TIME : 1:06.470		DIFFERENCE : 0.114		
LAP	SECTOR 1	SECTOR 2	LAP TIME	MPH	DIFF	TIME OF DAY
1 -		27.449	1:42.938	42.24	36.468	14:22:46.639
2 -	40.196	27.377	1:07.573	64.35	1.103	14:23:54.212
3 -	40.064	27.124	1:07.188	64.72	0.718	14:25:01.400
4 -	39.644	27.019	1:06.663 (3)	65.23	0.193	14:26:08.063
5 -	41.079	27.009	1:08.088	63.86	1.618	14:27:16.151
6 -	39.632	26.891	1:06.523 (2)	65.36	0.053	14:28:22.674
7 -	39.500	26.970	1:06.470 (1)	65.42		14:29:29.144
8 -	40.317	27.887	1:08.204	63.75	1.734	14:30:37.348
9 -	40.842	26.856	1:07.698	64.23	1.228	14:31:45.046
10 -	42.560	28.380	1:10.940	61.29	4.470	14:32:55.986

Weather / Track : Cloudy / Dry

Brands Hatch Indy
Circuit Length = 1.2079 miles
Start: 14:21 Flag 14:32 End: 14:33

BMCRC - MRO Championships 2021 - Rnd 6 @ Brands Hatch Indy

Chilton Motors 250MZs & Blue Haze GPF

RACE 8 - SECTOR ANALYSIS



SECTOR 1 = FL to I1, SECTOR 2 = I1 to FL, DIFF = Difference To Personal Best Lap, P = Crossed Finish Line in Pit Lane, D = Time Disallowed

P9 95		Christopher ROGERS		Mz ETZ 250 - CB Racing		
IDEAL LAP TIME : 1:08.101		BEST LAP TIME : 1:08.206		DIFFERENCE : 0.105		
LAP	SECTOR 1	SECTOR 2	LAP TIME	MPH	DIFF	TIME OF DAY
1 -		27.252	1:43.084	42.18	34.878	14:22:46.785
2 -	40.970	27.407	1:08.377 (3)	63.59	0.171	14:23:55.162
3 -	41.741	27.553	1:09.294	62.75	1.088	14:25:04.456
4 -	40.849	27.451	1:08.300 (2)	63.66	0.094	14:26:12.756
5 -	40.984	28.158	1:09.142	62.89	0.936	14:27:21.898
6 -	41.893	27.344	1:09.237	62.80	1.031	14:28:31.135
7 -	40.882	27.324	1:08.206 (1)	63.75		14:29:39.341
8 -	41.016	27.794	1:08.810	63.19	0.604	14:30:48.151
9 -	41.497	27.744	1:09.241	62.80	1.035	14:31:57.392
10 -	41.619	27.342	1:08.961	63.05	0.755	14:33:06.353

P10 32		John ASHMEAD		Mz ETZ 250 -		
IDEAL LAP TIME : 1:08.596		BEST LAP TIME : 1:08.702		DIFFERENCE : 0.106		
LAP	SECTOR 1	SECTOR 2	LAP TIME	MPH	DIFF	TIME OF DAY
1 -		27.667	1:45.465	41.23	36.763	14:22:49.166
2 -	40.984	27.764	1:08.748 (2)	63.25	0.046	14:23:57.914
3 -	41.028	28.494	1:09.522	62.55	0.820	14:25:07.436
4 -	41.045	27.792	1:08.837 (3)	63.17	0.135	14:26:16.273
5 -	40.936	27.766	1:08.702 (1)	63.29		14:27:24.975
6 -	41.400	27.660	1:09.060	62.96	0.358	14:28:34.035
7 -	41.111	27.962	1:09.073	62.95	0.371	14:29:43.108
8 -	41.128	27.939	1:09.067	62.96	0.365	14:30:52.175
9 -	41.858	28.278	1:10.136	62.00	1.434	14:32:02.311
10 -	42.520	28.572	1:11.092	61.16	2.390	14:33:13.403

P11 96		Chris KENT		MZ ETZ 250 - Powder House Coatings Ltd		
IDEAL LAP TIME : 1:06.900		BEST LAP TIME : 1:07.025		DIFFERENCE : 0.125		
LAP	SECTOR 1	SECTOR 2	LAP TIME	MPH	DIFF	TIME OF DAY
1 -		27.617	1:44.470	41.62	37.445	14:22:48.171
2 -	40.512	27.368	1:07.880 (3)	64.06	0.855	14:23:56.051
3 -	39.897	38.802	1:18.699	55.25	11.674	14:25:14.750
4 -	42.360	27.752	1:10.112	62.02	3.087	14:26:24.862
5 -	40.425	27.898	1:08.323	63.64	1.298	14:27:33.185
6 -	42.077	27.704	1:09.781	62.31	2.756	14:28:42.966
7 -	40.196	27.745	1:07.941	64.00	0.916	14:29:50.907
8 -	39.944	27.081	1:07.025 (1)	64.88		14:30:57.932
9 -	40.202	28.087	1:08.289	63.67	1.264	14:32:06.221
10 -	40.461	27.003	1:07.464 (2)	64.45	0.439	14:33:13.685

P12 69		Alexander MANN		Mz TS 250 - HS RACING		
IDEAL LAP TIME : 1:08.466		BEST LAP TIME : 1:08.896		DIFFERENCE : 0.430		
LAP	SECTOR 1	SECTOR 2	LAP TIME	MPH	DIFF	TIME OF DAY
1 -		28.871	1:47.116	40.59	38.220	14:22:50.817
2 -	43.648	28.854	1:12.502	59.97	3.606	14:24:03.319
3 -	42.510	28.570	1:11.080	61.17	2.184	14:25:14.399
4 -	41.624	27.760	1:09.384 (3)	62.67	0.488	14:26:23.783
5 -	41.023	27.873	1:08.896 (1)	63.11		14:27:32.679
6 -	42.797	27.443	1:10.240	61.91	1.344	14:28:42.919
7 -	41.389	28.012	1:09.401	62.65	0.505	14:29:52.320
8 -	41.316	27.849	1:09.165 (2)	62.87	0.269	14:31:01.485
9 -	41.665	28.105	1:09.770	62.32	0.874	14:32:11.255
10 -	42.626	27.669	1:10.295	61.86	1.399	14:33:21.550

Weather / Track : Cloudy / Dry

Brands Hatch Indy
Circuit Length = 1.2079 miles
Start: 14:21 Flag 14:32 End: 14:33

BMCRC - MRO Championships 2021 - Rnd 6 @ Brands Hatch Indy

Chilton Motors 250MZs & Blue Haze GPF

RACE 8 - SECTOR ANALYSIS



SECTOR 1 = FL to I1, SECTOR 2 = I1 to FL, DIFF = Difference To Personal Best Lap, P = Crossed Finish Line in Pit Lane, D = Time Disallowed

P13 167 GPF Mark BAILEY		Yamaha TZR250 - South Eastern Air Conditioning Ltd				
IDEAL LAP TIME : 1:13.023		BEST LAP TIME : 1:13.243		DIFFERENCE : 0.220		
LAP	SECTOR 1	SECTOR 2	LAP TIME	MPH	DIFF	TIME OF DAY
1 -		28.726	1:19.094	54.98	5.851	14:22:22.795
2 -	44.530	28.736	1:13.266 (2)	59.35	0.023	14:23:36.061
3 -	44.297	28.946	1:13.243 (1)	59.37		14:24:49.304
4 -	44.829	29.730	1:14.559 (3)	58.32	1.316	14:26:03.863
5 -	46.787	30.788	1:17.575	56.05	4.332	14:27:21.438
6 -	45.574	30.081	1:15.655	57.47	2.412	14:28:37.093
7 -	46.440	31.546	1:17.986	55.76	4.743	14:29:55.079
8 -	46.592	31.008	1:17.600	56.03	4.357	14:31:12.679
9 -	46.592	29.724	1:16.316	56.98	3.073	14:32:28.995

P14 5 Garry SAMETT		MZ TS 250 - smallmouse				
IDEAL LAP TIME : 1:10.422		BEST LAP TIME : 1:10.423		DIFFERENCE : 0.001		
LAP	SECTOR 1	SECTOR 2	LAP TIME	MPH	DIFF	TIME OF DAY
1 -		29.677	1:50.375	39.39	39.952	14:22:54.076
2 -	45.126	29.044	1:14.170	58.63	3.747	14:24:08.246
3 -	44.097	28.885	1:12.982	59.58	2.559	14:25:21.228
4 -	44.007	29.055	1:13.062	59.51	2.639	14:26:34.290
5 -	43.010	27.730	1:10.740 (2)	61.47	0.317	14:27:45.030
6 -	42.692	27.731	1:10.423 (1)	61.74		14:28:55.453
7 -	43.500	27.896	1:11.396	60.90	0.973	14:30:06.849
8 -	43.404	27.805	1:11.209 (3)	61.06	0.786	14:31:18.058
9 -	42.750	28.670	1:11.420	60.88	0.997	14:32:29.478

P15 56 Russell TURNER		MZ ETZ 250 - TT Racing				
IDEAL LAP TIME : 1:12.779		BEST LAP TIME : 1:13.004		DIFFERENCE : 0.225		
LAP	SECTOR 1	SECTOR 2	LAP TIME	MPH	DIFF	TIME OF DAY
1 -		30.382	1:52.625	38.61	39.621	14:22:56.326
2 -	44.818	30.539	1:15.357	57.70	2.353	14:24:11.683
3 -	46.540	31.477	1:18.017	55.73	5.013	14:25:29.700
4 -	47.755	29.764	1:17.519	56.09	4.515	14:26:47.219
5 -	45.841	29.555	1:15.396	57.67	2.392	14:28:02.615
6 -	44.467	28.947	1:13.414 (2)	59.23	0.410	14:29:16.029
7 -	44.434	29.253	1:13.687	59.01	0.683	14:30:29.716
8 -	44.700	28.834	1:13.534 (3)	59.13	0.530	14:31:43.250
9 -	43.945	29.059	1:13.004 (1)	59.56		14:32:56.254

P16 108 R Ian KEEBLE		Mz ETC 250 -				
IDEAL LAP TIME : 1:13.319		BEST LAP TIME : 1:13.516		DIFFERENCE : 0.197		
LAP	SECTOR 1	SECTOR 2	LAP TIME	MPH	DIFF	TIME OF DAY
1 -		30.953	1:52.890	38.52	39.374	14:22:56.591
2 -	46.312	30.017	1:16.329	56.97	2.813	14:24:12.920
3 -	45.853	31.123	1:16.976	56.49	3.460	14:25:29.896
4 -	46.386	30.097	1:16.483	56.85	2.967	14:26:46.379
5 -	44.548	29.295	1:13.843 (2)	58.88	0.327	14:28:00.222
6 -	44.345	29.563	1:13.908 (3)	58.83	0.392	14:29:14.130
7 -	45.439	29.586	1:15.025	57.96	1.509	14:30:29.155
8 -	44.230	29.286	1:13.516 (1)	59.15		14:31:42.671
9 -	44.946	29.089	1:14.035	58.73	0.519	14:32:56.706

Weather / Track : Cloudy / Dry

Brands Hatch Indy
Circuit Length = 1.2079 miles
Start: 14:21 Flag 14:32 End: 14:33

BMCRC - MRO Championships 2021 - Rnd 6 @ Brands Hatch Indy

Chilton Motors 250MZs & Blue Haze GPF

RACE 8 - SECTOR ANALYSIS



SECTOR 1 = FL to I1, SECTOR 2 = I1 to FL, DIFF = Difference To Personal Best Lap, P = Crossed Finish Line in Pit Lane, D = Time Disallowed

P17 6		Paul ANSELL		MZ ETZ 250 -		
IDEAL LAP TIME : 1:12.728		BEST LAP TIME : 1:13.454		DIFFERENCE : 0.726		
LAP	SECTOR 1	SECTOR 2	LAP TIME	MPH	DIFF	TIME OF DAY
1 -		32.019	1:57.546	36.99	44.092	14:23:01.247
2 -	45.663	30.346	1:16.009	57.21	2.555	14:24:17.256
3 -	44.762	30.218	1:14.980	57.99	1.526	14:25:32.236
4 -	45.475	30.010	1:15.485	57.60	2.031	14:26:47.721
5 -	45.947	29.757	1:15.704	57.44	2.250	14:28:03.425
6 -	45.161	30.099	1:15.260	57.78	1.806	14:29:18.685
7 -	44.905	30.032	1:14.937 (3)	58.03	1.483	14:30:33.622
8 -	45.643	29.271	1:14.914 (2)	58.04	1.460	14:31:48.536
9 -	43.457	29.997	1:13.454 (1)	59.20		14:33:01.990

P18 67		Giles SPENCER		MZ ETZ 250 -		
IDEAL LAP TIME : 1:12.282		BEST LAP TIME : 1:12.338		DIFFERENCE : 0.056		
LAP	SECTOR 1	SECTOR 2	LAP TIME	MPH	DIFF	TIME OF DAY
1 -		31.971	1:57.027	37.15	44.689	14:23:00.728
2 -	47.372	31.339	1:18.711	55.24	6.373	14:24:19.439
3 -	45.843	30.954	1:16.797	56.62	4.459	14:25:36.236
4 -	45.602	31.170	1:16.772	56.64	4.434	14:26:53.008
5 -	45.922	30.539	1:16.461	56.87	4.123	14:28:09.469
6 -	44.710	29.719	1:14.429	58.42	2.091	14:29:23.898
7 -	44.510	29.389	1:13.899 (3)	58.84	1.561	14:30:37.797
8 -	43.594	28.744	1:12.338 (1)	60.11		14:31:50.135
9 -	43.723	28.688	1:12.411 (2)	60.05	0.073	14:33:02.546

P19 565 R		Louis KERSHAW		MZ ETZ 250 -		
IDEAL LAP TIME : 1:12.380		BEST LAP TIME : 1:12.380		DIFFERENCE : 0.000		
LAP	SECTOR 1	SECTOR 2	LAP TIME	MPH	DIFF	TIME OF DAY
1 -		31.511	2:01.957	35.65	49.577	14:23:05.658
2 -	46.781	31.080	1:17.861	55.85	5.481	14:24:23.519
3 -	45.561	29.873	1:15.434	57.64	3.054	14:25:38.953
4 -	45.097	29.289	1:14.386	58.45	2.006	14:26:53.339
5 -	45.112	30.070	1:15.182	57.84	2.802	14:28:08.521
6 -	46.226	29.339	1:15.565	57.54	3.185	14:29:24.086
7 -	44.422	29.440	1:13.862 (3)	58.87	1.482	14:30:37.948
8 -	43.462	28.918	1:12.380 (1)	60.08		14:31:50.328
9 -	43.588	29.460	1:13.048 (2)	59.53	0.668	14:33:03.376

P20 49		Andy MARKS		MZ ETZ 250 - Kingpin Components		
IDEAL LAP TIME : 1:12.281		BEST LAP TIME : 1:12.281		DIFFERENCE : 0.000		
LAP	SECTOR 1	SECTOR 2	LAP TIME	MPH	DIFF	TIME OF DAY
1 -		31.723	1:57.647	36.96	45.366	14:23:01.348
2 -	47.629	31.056	1:18.685	55.26	6.404	14:24:20.033
3 -	46.072	30.521	1:16.593	56.77	4.312	14:25:36.626
4 -	45.735	31.147	1:16.882	56.56	4.601	14:26:53.508
5 -	45.607	30.135	1:15.742	57.41	3.461	14:28:09.250
6 -	44.171	29.443	1:13.614 (2)	59.07	1.333	14:29:22.864
7 -	43.387	28.894	1:12.281 (1)	60.16		14:30:35.145
8 -	44.423	30.378	1:14.801	58.13	2.520	14:31:49.946
9 -	44.482	29.956	1:14.438 (3)	58.41	2.157	14:33:04.384

Weather / Track : Cloudy / Dry

Brands Hatch Indy
Circuit Length = 1.2079 miles
Start: 14:21 Flag 14:32 End: 14:33

BMCRC - MRO Championships 2021 - Rnd 6 @ Brands Hatch Indy

Chilton Motors 250MZs & Blue Haze GPF

RACE 8 - SECTOR ANALYSIS



SECTOR 1 = FL to I1, SECTOR 2 = I1 to FL, DIFF = Difference To Personal Best Lap, P = Crossed Finish Line in Pit Lane, D = Time Disallowed

P21 46		Steve BRIGDEN		MZ ETZ 250 - Cylera - Healthcare IOT Security		
IDEAL LAP TIME : 1:14.036		BEST LAP TIME : 1:14.557		DIFFERENCE : 0.521		
LAP	SECTOR 1	SECTOR 2	LAP TIME	MPH	DIFF	TIME OF DAY
1 -		30.595	1:53.907	38.17	39.350	14:22:57.608
2 -	44.245	30.312	1:14.557 (1)	58.32		14:24:12.165
3 -	46.192	31.208	1:17.400	56.18	2.843	14:25:29.565
4 -	46.310	30.193	1:16.503	56.84	1.946	14:26:46.068
5 -	46.007	30.645	1:16.652	56.73	2.095	14:28:02.720
6 -	45.419	29.791	1:15.210 (2)	57.81	0.653	14:29:17.930
7 -	45.178	30.412	1:15.590	57.52	1.033	14:30:33.520
8 -	45.264	30.065	1:15.329 (3)	57.72	0.772	14:31:48.849
9 -	45.093	30.615	1:15.708	57.43	1.151	14:33:04.557

P22 66 R		Graeme LEWIS		MZ ETZ 250 -		
IDEAL LAP TIME : 1:14.853		BEST LAP TIME : 1:15.363		DIFFERENCE : 0.510		
LAP	SECTOR 1	SECTOR 2	LAP TIME	MPH	DIFF	TIME OF DAY
1 -		32.920	1:57.824	36.90	42.461	14:23:01.525
2 -	47.747	31.304	1:19.051	55.01	3.688	14:24:20.576
3 -	45.140	30.223	1:15.363 (1)	57.70		14:25:35.939
4 -	45.475	30.375	1:15.850 (3)	57.33	0.487	14:26:51.789
5 -	46.034	30.349	1:16.383	56.93	1.020	14:28:08.172
6 -	45.836	29.713	1:15.549 (2)	57.56	0.186	14:29:23.721
7 -	45.670	30.897	1:16.567	56.79	1.204	14:30:40.288
8 -	47.073	30.483	1:17.556	56.07	2.193	14:31:57.844
9 -	46.235	29.891	1:16.126	57.12	0.763	14:33:13.970

P23 93		Jack HAYES-WOLFF		MZ ETZ 250 - Chilton Motors		
IDEAL LAP TIME : 1:14.560		BEST LAP TIME : 1:14.943		DIFFERENCE : 0.383		
LAP	SECTOR 1	SECTOR 2	LAP TIME	MPH	DIFF	TIME OF DAY
1 -		31.572	1:57.329	37.06	42.386	14:23:01.030
2 -	47.399	31.115	1:18.514	55.38	3.571	14:24:19.544
3 -	44.709	30.234	1:14.943 (1)	58.02		14:25:34.487
4 -	46.174	32.167	1:18.341	55.50	3.398	14:26:52.828
5 -	48.071	30.101	1:18.172	55.62	3.229	14:28:11.000
6 -	45.906	30.122	1:16.028	57.19	1.085	14:29:27.028
7 -	45.438	30.217	1:15.655 (3)	57.47	0.712	14:30:42.683
8 -	45.095	29.877	1:14.972 (2)	58.00	0.029	14:31:57.655
9 -	46.696	29.851	1:16.547	56.80	1.604	14:33:14.202

P24 38		Chris PETTET		MZ ETZ 250 -		
IDEAL LAP TIME : 1:16.022		BEST LAP TIME : 1:16.509		DIFFERENCE : 0.487		
LAP	SECTOR 1	SECTOR 2	LAP TIME	MPH	DIFF	TIME OF DAY
1 -		30.228	1:54.224	38.07	37.715	14:22:57.925
2 -	46.505	30.429	1:16.934 (2)	56.52	0.425	14:24:14.859
3 -	45.794	30.715	1:16.509 (1)	56.83		14:25:31.368
4 -	48.680	30.502	1:19.182	54.91	2.673	14:26:50.550
5 -	47.607	33.936	1:21.543	53.32	5.034	14:28:12.093
6 -	47.753	31.862	1:19.615	54.62	3.106	14:29:31.708
7 -	46.895	30.671	1:17.566 (3)	56.06	1.057	14:30:49.274
8 -	47.290	30.911	1:18.201	55.60	1.692	14:32:07.475
9 -	47.754	30.655	1:18.409	55.46	1.900	14:33:25.884

Weather / Track : Cloudy / Dry

Brands Hatch Indy
Circuit Length = 1.2079 miles
Start: 14:21 Flag 14:32 End: 14:33

BMCRC - MRO Championships 2021 - Rnd 6 @ Brands Hatch Indy

Chilton Motors 250MZs & Blue Haze GPF

RACE 8 - SECTOR ANALYSIS



SECTOR 1 = FL to I1, SECTOR 2 = I1 to FL, DIFF = Difference To Personal Best Lap, P = Crossed Finish Line in Pit Lane, D = Time Disallowed

P25 501 R		Ricky WOOD		MZ ETZ 250 -		
IDEAL LAP TIME : 1:17.187		BEST LAP TIME : 1:17.347		DIFFERENCE : 0.160		
LAP	SECTOR 1	SECTOR 2	LAP TIME	MPH	DIFF	TIME OF DAY
1 -		34.276	2:06.008	34.51	48.661	14:23:09.709
2 -	50.316	32.921	1:23.237	52.24	5.890	14:24:32.946
3 -	50.244	32.706	1:22.950	52.42	5.603	14:25:55.896
4 -	48.394	31.963	1:20.357	54.11	3.010	14:27:16.253
5 -	47.748	31.787	1:19.535	54.67	2.188	14:28:35.788
6 -	47.173	31.541	1:18.714 (3)	55.24	1.367	14:29:54.502
7 -	46.554	30.793	1:17.347 (1)	56.22		14:31:11.849
8 -	47.035	30.633	1:17.668 (2)	55.98	0.321	14:32:29.517

P26 45		Andrew MILES		MZ ETZ 250 -		
IDEAL LAP TIME : 1:23.473		BEST LAP TIME : 1:24.251		DIFFERENCE : 0.778		
LAP	SECTOR 1	SECTOR 2	LAP TIME	MPH	DIFF	TIME OF DAY
1 -		34.333	2:06.288	34.43	42.037	14:23:09.989
2 -	50.511	34.078	1:24.589 (3)	51.40	0.338	14:24:34.578
3 -	50.322	34.582	1:24.904	51.21	0.653	14:25:59.482
4 -	50.367	34.595	1:24.962	51.18	0.711	14:27:24.444
5 -	52.001	34.324	1:26.325	50.37	2.074	14:28:50.769
6 -	51.091	34.266	1:25.357	50.94	1.106	14:30:16.126
7 -	51.054	33.497	1:24.551 (2)	51.43	0.300	14:31:40.677
8 -	49.976	34.275	1:24.251 (1)	51.61		14:33:04.928

P27 13 R		Gordon RYAN		MZ ETZ 250 - Prism Work Psychology		
IDEAL LAP TIME : 1:24.457		BEST LAP TIME : 1:24.710		DIFFERENCE : 0.253		
LAP	SECTOR 1	SECTOR 2	LAP TIME	MPH	DIFF	TIME OF DAY
1 -		34.956	2:05.906	34.53	41.196	14:23:09.607
2 -	51.557	35.185	1:26.742	50.13	2.032	14:24:36.349
3 -	51.297	34.506	1:25.803	50.68	1.093	14:26:02.152
4 -	51.610	33.554	1:25.164 (3)	51.06	0.454	14:27:27.316
5 -	50.908	34.050	1:24.958 (2)	51.18	0.248	14:28:52.274
6 -	51.693	34.120	1:25.813	50.67	1.103	14:30:18.087
7 -	50.903	33.807	1:24.710 (1)	51.33		14:31:42.797
8 -	51.796	34.230	1:26.026	50.54	1.316	14:33:08.823

Weather / Track : Cloudy / Dry

Brands Hatch Indy
Circuit Length = 1.2079 miles
Start: 14:21 Flag 14:32 End: 14:33

BMCRC - MRO Championships 2021 - Rnd 6 @ Brands Hatch Indy

Chilton Motors 250MZs & Blue Haze GPF

RACE 8 - BEST SECTORS

SECTOR 1			SECTOR 2			IDEAL / BEST COMPARISON						
POS	NO	NAME	TIME	NO	NAME	TIME	POS	NO	NAME	IDEAL	BEST	DIFF
									PERFECT LAP	1:04.987		
1	81	GRANT	38.822	42	PEARSON	26.165	1	81	GRANT	1:05.253	1:05.540	0.287
2	75	WOODALL	39.102	4	SEATH	26.320	2	75	WOODALL	1:05.568	1:05.636	0.068
3	14	HALIL	39.400	14	HALIL	26.325	3	14	HALIL	1:05.725	1:05.725	0.000
4	85	WALES	39.500	81	GRANT	26.431	4	42	PEARSON	1:06.106	1:06.423	0.317
5	96	KENT	39.897	75	WOODALL	26.466	5	4	SEATH	1:06.234	1:06.425	0.191
6	4	SEATH	39.914	85	WALES	26.856	6	85	WALES	1:06.356	1:06.470	0.114
7	42	PEARSON	39.941	48	PATIENT	26.891	7	96	KENT	1:06.900	1:07.025	0.125
8	71	HICKLING	40.162	71	HICKLING	26.934	8	71	HICKLING	1:07.096	1:07.096	0.000
9	48	PATIENT	40.580	96	KENT	27.003	9	48	PATIENT	1:07.471	1:07.471	0.000
10	95	ROGERS	40.849	95	ROGERS	27.252	10	95	ROGERS	1:08.101	1:08.206	0.105
11	32	ASHMEAD	40.936	69	MANN	27.443	11	69	MANN	1:08.466	1:08.896	0.430
12	69	MANN	41.023	32	ASHMEAD	27.660	12	32	ASHMEAD	1:08.596	1:08.702	0.106
13	5	SAMETT	42.692	5	SAMETT	27.730	13	5	SAMETT	1:10.422	1:10.423	0.001
14	49	MARKS	43.387	67	SPENCER	28.688	14	49	MARKS	1:12.281	1:12.281	0.000
15	6	ANSELL	43.457	167	BAILEY	28.726	15	67	SPENCER	1:12.282	1:12.338	0.056
16	565	KERSHAW	43.462	56	TURNER	28.834	16	565	KERSHAW	1:12.380	1:12.380	0.000
17	67	SPENCER	43.594	49	MARKS	28.894	17	6	ANSELL	1:12.728	1:13.454	0.726
18	56	TURNER	43.945	565	KERSHAW	28.918	18	56	TURNER	1:12.779	1:13.004	0.225
19	108	KEEBLE	44.230	108	KEEBLE	29.089	19	167	BAILEY	1:13.023	1:13.243	0.220
20	46	BRIGDEN	44.245	6	ANSELL	29.271	20	108	KEEBLE	1:13.319	1:13.516	0.197
21	167	BAILEY	44.297	66	LEWIS	29.713	21	46	BRIGDEN	1:14.036	1:14.557	0.521
22	93	HAYES-WOLFF	44.709	46	BRIGDEN	29.791	22	93	HAYES-WOLFF	1:14.560	1:14.943	0.383
23	66	LEWIS	45.140	93	HAYES-WOLFF	29.851	23	66	LEWIS	1:14.853	1:15.363	0.510
24	38	PETTET	45.794	38	PETTET	30.228	24	38	PETTET	1:16.022	1:16.509	0.487
25	501	WOOD	46.554	501	WOOD	30.633	25	501	WOOD	1:17.187	1:17.347	0.160
26	45	MILES	49.976	45	MILES	33.497	26	45	MILES	1:23.473	1:24.251	0.778
27	13	RYAN	50.903	13	RYAN	33.554	27	13	RYAN	1:24.457	1:24.710	0.253

Weather / Track : Cloudy / Dry

Results can be found at www.tsl-timing.com

Brands Hatch Indy
Circuit Length = 1.2079 miles
Start: 14:21 Flag 14:32 End: 14:33

Printed - 14:34 Saturday, 02 October 2021

BMCRC - MRO Championships 2021 - Rnd 6 @ Brands Hatch Indy

Chilton Motors 250MZs & Blue Haze GPF

RACE 8 - STATISTICS

Competitors Started 27
Planned Start 2021-10-02 @ 14:30:00.000
Actual Start 2021-10-02 @ 14:21:03.700
Finish Time 2021-10-02 @ 14:32:24.279
Track Length 1.2079mi.
Total Laps 252
Total Distance Covered 304.4022mi.

Session Fastest Lap History

NO	CL	NAME	LAP TIME	TIME OF DAY	LAP	VEHICLE
14	GPF	Denis HALIL	1:05.725	14:23:21.059	2	Yamaha TZR
81		Scott GRANT	1:05.617	14:28:20.275	6	MZ ETZ 250
81		Scott GRANT	1:05.580	14:29:25.855	7	MZ ETZ 250
81		Scott GRANT	1:05.540	14:30:31.396	8	MZ ETZ 250

Session Leader History

NO	CL	NAME	FROM LAP	LAPS LED	DISTANCE	VEHICLE
14	GPF	Denis HALIL	1	10	12.07 miles	Yamaha TZR

Flag History

TYPE	TIME OF DAY
GREEN	14:21:03.700
FINISH	14:32:24.279

Flag Statistics

TYPE	COUNT	TOTAL LAPS	TOTAL TIME
Green	1	10	12:26.976
Red	0	0	0.000
Safety Car	0	0	0.000
FCY	0	0	0.000

BMCRC - MRO Championships 2021 - Rnd 6 @ Brands Hatch Indy

Chilton Motors 250MZs & Blue Haze GPF

RACE 8 - STATISTICS

CLASS : GPF

6 Starters

Fastest Lap History

NO	NAME	LAP TIME	TIME OF DAY	LAP	VEHICLE
14	Denis HALIL	1:05.725	14:23:21.059	2	Yamaha TZR

Leader History

NO	NAME	FROM LAP	LAPS LED	DISTANCE	VEHICLE
14	Denis HALIL	1	10	12.07 miles	Yamaha TZR

BMCRC - MRO Championships 2021 - Rnd 6 @ Brands Hatch Indy

Chilton Motors 250MZs & Blue Haze GPF

RACE 8 - STATISTICS

CLASS :

16 Starters

Fastest Lap History

NO	NAME	LAP TIME	TIME OF DAY	LAP	VEHICLE
81	Scott GRANT	1:07.582	14:23:53.870	2	MZ ETZ 250
85	Andrew WALES	1:07.573	14:23:54.245	2	MZ ETZ 250
81	Scott GRANT	1:07.172	14:25:01.042	3	MZ ETZ 250
75	Peter WOODALL	1:06.395	14:25:01.490	3	MZ ETZ 250
81	Scott GRANT	1:06.392	14:26:07.433	4	MZ ETZ 250
81	Scott GRANT	1:05.617	14:28:20.275	6	MZ ETZ 250
81	Scott GRANT	1:05.580	14:29:25.855	7	MZ ETZ 250
81	Scott GRANT	1:05.540	14:30:31.396	8	MZ ETZ 250

Leader History

NO	NAME	FROM LAP	LAPS LED	DISTANCE	VEHICLE
81	Scott GRANT	1	10	12.07 miles	MZ ETZ 250

BMCRC - MRO Championships 2021 - Rnd 6 @ Brands Hatch Indy

Chilton Motors 250MZs & Blue Haze GPF

RACE 8 - STATISTICS

CLASS : R

5 Starters

Fastest Lap History

NO	NAME	LAP TIME	TIME OF DAY	LAP	VEHICLE
108	Ian KEEBLE	1:16.329	14:24:12.957	2	Mz ETC 250
66	Graeme LEWIS	1:15.363	14:25:35.975	3	MZ ETZ 250
565	Louis KERSHAW	1:14.386	14:26:53.374	4	MZ ETZ 250
108	Ian KEEBLE	1:13.843	14:28:00.257	5	Mz ETC 250
108	Ian KEEBLE	1:13.516	14:31:42.707	8	Mz ETC 250
565	Louis KERSHAW	1:12.380	14:31:50.362	8	MZ ETZ 250

Leader History

NO	NAME	FROM LAP	LAPS LED	DISTANCE	VEHICLE
108	Ian KEEBLE	1	9	10.87 miles	Mz ETC 250

BMCRC - MRO Championships 2021 - Rnd 6 @ Brands Hatch Indy

Chilton Motors 250MZs & Blue Haze GPF

RACE 8 - GRID (12 Laps) - AMENDED

ROW 12	36	707	Alex SYMON	35	199	Michael FROST	34	15	Billy PERKINS			
					1:13.243			1:07.471	1:07.096			
ROW 11		33	167	Mark BAILEY	32	48	Richard PATIENT	31	71	Richard HICKLING		
					1:06.425		1:06.423		1:05.725			
ROW 10	30	4	James SEATH	29	42	Martin PEARSON	28	14	Denis HALIL			
ROW 9												
ROW 8				23	114	Ryan ANDERSON	22	3	Max MAUD			
					1:24.710		1:24.251		1:17.347			
ROW 7		21	13	Gordon RYAN	20	45	Andrew MILES	19	501	Ricky WOOD		
					1:16.509		1:15.363		1:14.943			
ROW 6	18	38	Chris PETTET	17	66	Graeme LEWIS	16	93	Jack HAYES-WOLFF			
					1:14.557		1:13.516		1:13.454			
ROW 5				15	46	Steve BRIGDEN	14	108	Ian KEEBLE	13	6	Paul ANSELL
					1:13.004		1:12.380		1:12.338			
ROW 4	12	56	Russell TURNER	11	565	Louis KERSHAW	10	67	Giles SPENCER			
					1:12.281		1:10.423		1:08.896			
ROW 3		9	49	Andy MARKS	8	5	Garry SAMETT	7	69	Alexander MANN		
					1:08.702		1:08.206		1:07.025			
ROW 2	6	32	John ASHMEAD	5	95	Christopher ROGERS	4	96	Chris KENT			
					1:06.470		1:05.636		1:05.540			
ROW 1				3	85	Andrew WALES	2	75	Peter WOODALL	1	81	Scott GRANT
												Pole

Brands Hatch Indy

Circuit Length = 1.2079 miles

These results are provisional until the conclusion of any judicial and technical matters.

Clerk Of Course :	Stewards :	Timekeeper : Alan Povey
-------------------	------------	-------------------------

Results can be found at www.tsl-timing.com

Printed - 15:24 Saturday, 02 October 2021





BMCRC - MRO Championships 2021 - Rnd 6 @ Brands Hatch Indy

Chilton Motors 250MZs & Blue Haze GPF

RACE 8 - CLASSIFICATION

POS	NO	CL	PIC NAME	ENTRY	LAPS	TIME	GAP	DIFF	MPH	BEST	ON
1	85		1 Andrew WALES	MZ ETZ 250 - Illuminated Design LTD	10	9:49.789			73.73	57.803	9
2	15	GPF	1 Billy PERKINS	Yamaha TZR 250 - Ashford tarmac / Barking mad al	10	9:50.533	0.744	0.744	73.63	54.654	2
3	75		2 Peter WOODALL	MZ ETZ 250 - Online Lubricants	10	9:50.593	0.804	0.060	73.63	59.956	7
4	41	GPF	2 David ABRAHAM	Suzuki RG570 - Cambridge Motorcycles	10	9:54.002	4.213	3.409	73.20	54.120	6
5	96		3 Chris KENT	MZ ETZ 250 - Powder House Coatings Ltd	10	9:54.904	5.115	0.902	73.09	58.399	9
6	95		4 Christopher ROGERS	Mz ETZ 250 - CB Racing	10	9:55.590	5.801	0.686	73.01	58.228	8
7	69		5 Alexander MANN	Mz TS 250 - HS RACING	10	9:57.782	7.993	2.192	72.74	58.571	8
8	81		6 Scott GRANT	MZ ETZ 250 - Katie, Mum and Dad	10	9:59.314	9.525	1.532	72.55	58.982	8
9	32		7 John ASHMEAD	Mz ETZ 250 -	10	10:11.891	22.102	12.577	71.06	59.930	2
10	14	GPF	3 Denis HALIL	Yamaha TZR - D & A AUTOS	10	10:13.488	23.699	1.597	70.88	56.840	10
11	4	GPF	4 James SEATH	Aprilia RS250 - Ovenden Earthmoving	10	10:19.131	29.342	5.643	70.23	56.947	8
12	48	GPF	5 Richard PATIENT	Yamaha TZR250 -	10	10:33.454	43.665	14.323	68.64	58.327	9
13	167	GPF	6 Mark BAILEY	Yamaha TZR250 - South Eastern Air Conditioning It	10	10:34.093	44.304	0.639	68.57	58.019	9
14	108	R	1 Ian KEEBLE	Mz ETC 250 -	10	10:37.300	47.511	3.207	68.23	1:02.218	9
15	46		8 Steve BRIGDEN	MZ ETZ 250 - Cylera - Healthcare IOT Security	10	10:37.425	47.636	0.125	68.22	1:02.294	7
16	71	GPF	7 Richard HICKLING	Aprilia RS 125 - Millstream Motor Services & Ringwr	10	10:47.645	57.856	10.220	67.14	59.953	10
17	13	R	2 Gordon RYAN	MZ ETZ 250 - Prism Work Psychology	10	10:52.260	1:02.471	4.615	66.66	1:03.032	9
18	3		9 Max MAUD	MZ ETZ 250 -	9	9:51.375	1 Lap	1 Lap	66.18	1:03.193	9
19	56		10 Russell TURNER	MZ ETZ 250 - TT Racing	9	9:51.416	1 Lap	0.041	66.17	1:03.759	8
20	42	GPF	8 Martin PEARSON	Yamaha TZR250 - Viking Inspection	9	9:57.017	1 Lap	5.601	65.55	1:01.207	8
21	5		11 Garry SAMETT	MZ TS 250 - smallmouse	9	9:59.402	1 Lap	2.385	65.29	1:03.977	8
22	49		12 Andy MARKS	MZ ETZ 250 - Kingpin Components	9	10:02.547	1 Lap	3.145	64.95	1:03.613	9
23	565	R	3 Louis KERSHAW	MZ ETZ 250 -	9	10:05.020	1 Lap	2.473	64.68	1:05.330	9
24	38		13 Chris PETTET	MZ ETZ 250 -	9	10:13.725	1 Lap	8.705	63.77	1:05.783	4
25	6		14 Paul ANSELL	MZ ETZ 250 -	9	10:29.979	1 Lap	16.254	62.12	1:08.258	9

NOT CLASSIFIED

NC	66	R	Graeme LEWIS	MZ ETZ 250 -	9	9:55.637	1 Lap		65.70	1:04.609	8
NC	93		Jack HAYES-WOLFF	MZ ETZ 250 - Chilton Motors	9	9:56.145	1 Lap	0.508	65.65	1:03.583	9

FASTEST LAP

41	GPF	David ABRAHAM	Suzuki RG570 - Cambridge Motorcycles	6	54.120	80.35 mph	129.31 kph
85		Andrew WALES	MZ ETZ 250 - Illuminated Design LTD	9	57.803	75.23 mph	121.07 kph
108	R	Ian KEEBLE	Mz ETC 250 -	9	1:02.218	69.89 mph	112.48 kph

* Bikes 66 and 93 - Not classified

Class - 92.5% of Race Speed = 68.20 mph

Class GPF - 92.5% of Race Speed = 68.10 mph

Class R - 92.5% of Race Speed = 63.11 mph

Brands Hatch Indy: 1.2079 miles
Race Distance: 10 Laps / 12.07 miles
Start: 12:28 Flag 12:38 End: 12:41

Weather / Track : Bright / Dry

These results are provisional until the conclusion of any judicial and technical matters.

Clerk Of Course :	Stewards :	Timekeeper : Alan Povey
-------------------	------------	-------------------------

Results can be found at www.tsl-timing.com

Printed - 12:45 Sunday, 03 October 2021



BMCRC - MRO Championships 2021 - Rnd 6 @ Brands Hatch Indy

Chilton Motors 250MZs & Blue Haze GPF

RACE 8 - LAP CHART

LAP 1 @ 12:29:54.195			LAP 2 @ 12:30:53.133			LAP 3 @ 12:31:51.403			LAP 4 @ 12:32:49.662			LAP 5 @ 12:33:47.963		
NO	BEHIND	LAP TIME	NO	BEHIND	LAP TIME	NO	BEHIND	LAP TIME	NO	BEHIND	LAP TIME	NO	BEHIND	LAP TIME
81		1:05.114	85		58.825	85		58.270	85		58.259	85		58.301
75	0.044	1:05.158	75	0.681	59.575	75	0.642	58.231	75	0.469	58.086	75	0.261	58.093
85	0.113	1:05.227	69	0.760	59.365	69	1.459	58.969	69	2.306	59.106	96	2.755	58.694
69	0.333	1:05.447	81	0.807	59.745	81	1.687	59.150	96	2.362	58.446	95	2.913	58.352
96	1.058	1:06.172	96	1.004	58.884	96	2.175	59.441	81	2.512	59.084	69	3.476	59.471
95	1.326	1:06.440	95	1.443	59.055	95	2.259	59.086	95	2.862	58.862	81	4.032	59.821
32	1.605	1:06.719	32	2.597	59.930	32	4.848	1:00.521	32	7.037	1:00.448	32	9.849	1:01.113
46	5.461	1:10.575	46	10.153	1:03.630	46	15.596	1:03.713	15	19.037	55.789	15	15.818	55.082
108	5.463	1:10.577	108	10.636	1:04.111	108	16.067	1:03.701	46	20.566	1:03.229	41	23.112	55.252
56	8.428	1:13.542	56	15.562	1:06.072	15	21.507	56.722	108	21.235	1:03.427	46	25.111	1:02.846
565	9.144	1:14.258	66	16.030	1:05.632	56	23.144	1:05.852	41	26.161	57.433	108	26.475	1:03.541
66	9.336	1:14.450	93	16.745	1:06.181	66	23.266	1:05.506	56	28.929	1:04.044	14	28.887	57.076
93	9.502	1:14.616	565	17.059	1:06.853	93	23.462	1:04.987	14	30.112	57.706	4	33.854	59.639
38	9.506	1:14.620	13	17.267	1:06.058	3	24.490	1:04.696	66	30.475	1:05.468	56	35.165	1:04.537
13	10.147	1:15.261	3	18.064	1:06.844	13	24.519	1:05.522	3	30.501	1:04.270	3	36.307	1:04.107
3	10.158	1:15.272	38	18.438	1:07.870	565	25.124	1:06.335	93	30.666	1:05.463	13	36.440	1:04.070
5	11.466	1:16.580	5	19.080	1:06.552	38	26.203	1:06.035	13	30.671	1:04.411	66	37.032	1:04.858
49	11.713	1:16.827	49	19.831	1:07.056	41	26.987	55.479	4	32.516	59.865	93	37.085	1:04.720
6	13.905	1:19.019	15	23.055	54.654	5	27.009	1:06.199	38	33.727	1:05.783	48	40.456	1:00.373
15	27.339	1:32.453	6	24.039	1:09.072	49	28.187	1:06.626	565	33.890	1:07.025	38	41.209	1:05.783
41	31.183	1:36.297	41	29.778	57.533	14	30.665	58.091	5	34.753	1:06.003	167	41.569	1:01.316
14	31.324	1:36.438	14	30.844	58.458	4	30.910	58.272	49	35.936	1:06.008	565	42.318	1:06.729
4	31.442	1:36.556	4	30.908	58.404	6	34.116	1:08.347	48	38.384	1:00.212	5	42.361	1:05.909
48	33.684	1:38.798	48	35.062	1:00.316	48	36.431	59.639	167	38.554	59.186	49	43.594	1:05.959
42	35.158	1:40.272	167	37.408	1:00.960	167	37.627	58.489	71	43.713	1:00.508	71	45.544	1:00.132
167	35.386	1:40.500	42	38.668	1:02.448	71	41.464	1:00.411	6	44.929	1:09.072	42	51.557	1:02.571
71	36.308	1:41.422	71	39.323	1:01.953	42	42.808	1:02.410	42	47.287	1:02.738	6	55.773	1:09.145

BMCRC - MRO Championships 2021 - Rnd 6 @ Brands Hatch Indy

Chilton Motors 250MZs & Blue Haze GPF

RACE 8 - LAP CHART

LAP 6 @ 12:34:46.147			LAP 7 @ 12:35:44.174			LAP 8 @ 12:36:42.456			LAP 9 @ 12:37:40.391			LAP 10 @ 12:38:38.870		
NO	BEHIND	LAP TIME	NO	BEHIND	LAP TIME	NO	BEHIND	LAP TIME	NO	BEHIND	LAP TIME	NO	BEHIND	LAP TIME
85		58.184	75		57.956	75		58.282	85		57.803	85		58.479
75	0.071	57.994	85	0.071	58.098	85	0.132	58.343	75	0.114	58.049	15	0.744	56.058
96	3.319	58.748	96	3.925	58.633	565	1 Lap	1:05.780	93	1 Lap	1:04.469	75	0.804	59.169
95	3.437	58.708	95	4.038	58.628	42	1 Lap	1:01.706	15	3.165	54.680	3	1 Lap	1:03.193
69	4.103	58.811	69	4.992	58.916	49	1 Lap	1:05.666	5	1 Lap	1:03.977	56	1 Lap	1:04.036
81	5.428	59.580	81	6.849	59.448	95	3.984	58.228	42	1 Lap	1:01.207	41	4.213	54.625
32	12.508	1:00.843	6	1 Lap	1:08.987	96	4.156	58.513	96	4.620	58.399	96	5.115	58.974
15	12.784	55.150	15	9.958	55.201	38	1 Lap	1:09.153	95	4.908	58.859	95	5.801	59.372
41	19.048	54.120	32	14.899	1:00.418	69	5.281	58.571	69	6.877	59.531	66	1 Lap	1:04.938
14	28.193	57.490	41	15.293	54.272	15	6.420	54.744	49	1 Lap	1:04.523	93	1 Lap	1:03.583
46	29.408	1:02.481	14	27.707	57.541	81	7.549	58.982	41	8.067	54.763	42	1 Lap	1:01.711
108	31.274	1:02.983	4	32.627	57.210	41	11.239	54.228	565	1 Lap	1:05.757	69	7.993	59.595
4	33.444	57.774	46	33.675	1:02.294	32	17.173	1:00.556	81	8.602	58.988	81	9.525	59.402
48	41.589	59.317	108	35.487	1:02.240	6	1 Lap	1:08.737	38	1 Lap	1:09.351	5	1 Lap	1:04.876
56	41.694	1:04.713	48	42.545	58.983	14	26.353	56.928	32	19.758	1:00.520	49	1 Lap	1:03.613
13	41.954	1:03.698	167	43.370	58.669	4	31.292	56.947	14	25.338	56.920	565	1 Lap	1:05.330
3	42.037	1:03.914	13	47.141	1:03.214	46	37.694	1:02.301	4	30.341	56.984	32	22.102	1:00.823
167	42.728	59.343	56	48.528	1:04.861	108	39.452	1:02.247	6	1 Lap	1:09.342	14	23.699	56.840
66	44.205	1:05.357	3	49.271	1:05.261	48	43.130	58.867	46	42.819	1:03.060	38	1 Lap	1:06.648
93	46.542	1:07.641	71	50.759	1:00.151	167	43.863	58.775	48	43.522	58.327	4	29.342	57.480
71	48.635	1:01.275	66	50.997	1:04.819	13	52.351	1:03.492	108	43.735	1:02.218	6	1 Lap	1:08.258
5	49.251	1:05.074	93	53.000	1:04.485	71	53.722	1:01.245	167	43.947	58.019	48	43.665	58.622
565	51.087	1:06.953	5	55.456	1:04.232	56	54.005	1:03.759	71	56.382	1:00.595	167	44.304	58.836
38	51.507	1:08.482				3	54.807	1:03.818	13	57.448	1:03.032	108	47.511	1:02.255
49	51.679	1:06.269				66	57.324	1:04.609				46	47.636	1:03.296
42	55.327	1:01.954										71	57.856	59.953
												13	1:02.471	1:03.502

BMCRC - MRO Championships 2021 - Rnd 6 @ Brands Hatch Indy

Chilton Motors 250MZs & Blue Haze GPF

RACE 8 - SECTOR ANALYSIS



SECTOR 1 = FL to I1, SECTOR 2 = I1 to FL, DIFF = Difference To Personal Best Lap, P = Crossed Finish Line in Pit Lane, D = Time Disallowed

P1 85 Andrew WALES		MZ ETZ 250 - Illuminated Design LTD				
IDEAL LAP TIME : 57.755		BEST LAP TIME : 57.803		DIFFERENCE : 0.048		
LAP	SECTOR 1	SECTOR 2	LAP TIME	MPH	DIFF	TIME OF DAY
1 -		23.905	1:05.227	66.66	7.424	12:29:54.308
2 -	35.106	23.719	58.825	73.92	1.022	12:30:53.133
3 -	34.708	23.562	58.270	74.62	0.467	12:31:51.403
4 -	34.600	23.659	58.259	74.64	0.456	12:32:49.662
5 -	34.721	23.580	58.301	74.58	0.498	12:33:47.963
6 -	34.653	23.531	58.184 (3)	74.73	0.381	12:34:46.147
7 -	34.830	23.268	58.098 (2)	74.84	0.295	12:35:44.245
8 -	34.671	23.672	58.343	74.53	0.540	12:36:42.588
9 -	34.487	23.316	57.803 (1)	75.23		12:37:40.391
10 -	34.671	23.808	58.479	74.36	0.676	12:38:38.870

P2 15 GPF Billy PERKINS		Yamaha TZR 250 - Ashford tarmac / Barking mad about Animals				
IDEAL LAP TIME : 54.446		BEST LAP TIME : 54.654		DIFFERENCE : 0.208		
LAP	SECTOR 1	SECTOR 2	LAP TIME	MPH	DIFF	TIME OF DAY
1 -		22.086	1:32.453	47.03	37.799	12:30:21.534
2 -	32.564	22.090	54.654 (1)	79.56		12:31:16.188
3 -	33.284	23.438	56.722	76.66	2.068	12:32:12.910
4 -	33.162	22.627	55.789	77.94	1.135	12:33:08.699
5 -	33.040	22.042	55.082	78.94	0.428	12:34:03.781
6 -	33.035	22.115	55.150	78.85	0.496	12:34:58.931
7 -	33.055	22.146	55.201	78.77	0.547	12:35:54.132
8 -	32.553	22.191	54.744 (3)	79.43	0.090	12:36:48.876
9 -	32.565	22.115	54.680 (2)	79.52	0.026	12:37:43.556
10 -	34.165	21.893	56.058	77.57	1.404	12:38:39.614

P3 75 Peter WOODALL		MZ ETZ 250 - Online Lubricants				
IDEAL LAP TIME : 57.808		BEST LAP TIME : 57.956		DIFFERENCE : 0.148		
LAP	SECTOR 1	SECTOR 2	LAP TIME	MPH	DIFF	TIME OF DAY
1 -		23.898	1:05.158	66.73	7.202	12:29:54.239
2 -	35.707	23.868	59.575	72.99	1.619	12:30:53.814
3 -	34.749	23.482	58.231	74.67	0.275	12:31:52.045
4 -	34.696	23.390	58.086	74.86	0.130	12:32:50.131
5 -	34.732	23.361	58.093	74.85	0.137	12:33:48.224
6 -	34.639	23.355	57.994 (2)	74.98	0.038	12:34:46.218
7 -	34.629	23.327	57.956 (1)	75.03		12:35:44.174
8 -	34.592	23.690	58.282	74.61	0.326	12:36:42.456
9 -	34.833	23.216	58.049 (3)	74.91	0.093	12:37:40.505
10 -	34.797	24.372	59.169	73.49	1.213	12:38:39.674

P4 41 GPF David ABRAHAM		Suzuki RG570 - Cambridge Motorcycles				
IDEAL LAP TIME : 54.028		BEST LAP TIME : 54.120		DIFFERENCE : 0.092		
LAP	SECTOR 1	SECTOR 2	LAP TIME	MPH	DIFF	TIME OF DAY
1 -		23.664	1:36.297	45.15	42.177	12:30:25.378
2 -	34.943	22.590	57.533	75.58	3.413	12:31:22.911
3 -	33.652	21.827	55.479	78.38	1.359	12:32:18.390
4 -	34.666	22.767	57.433	75.71	3.313	12:33:15.823
5 -	33.054	22.198	55.252	78.70	1.132	12:34:11.075
6 -	32.697	21.423	54.120 (1)	80.35		12:35:05.195
7 -	32.641	21.631	54.272 (3)	80.12	0.152	12:35:59.467
8 -	32.841	21.387	54.228 (2)	80.19	0.108	12:36:53.695
9 -	33.300	21.463	54.763	79.40	0.643	12:37:48.458
10 -	33.205	21.420	54.625	79.60	0.505	12:38:43.083

Weather / Track : Bright / Dry

Brands Hatch Indy
Circuit Length = 1.2079 miles
Start: 12:28 Flag 12:38 End: 12:41

BMCRC - MRO Championships 2021 - Rnd 6 @ Brands Hatch Indy

Chilton Motors 250MZs & Blue Haze GPF

RACE 8 - SECTOR ANALYSIS



SECTOR 1 = FL to I1, SECTOR 2 = I1 to FL, DIFF = Difference To Personal Best Lap, P = Crossed Finish Line in Pit Lane, D = Time Disallowed

P5 96		Chris KENT		MZ ETZ 250 - Powder House Coatings Ltd			
IDEAL LAP TIME : 58.287		BEST LAP TIME : 58.399		DIFFERENCE : 0.112			
LAP	SECTOR 1	SECTOR 2	LAP TIME	MPH	DIFF	TIME OF DAY	
1 -		23.994	1:06.172	65.71	7.773	12:29:55.253	
2 -	35.419	23.465	58.884	73.85	0.485	12:30:54.137	
3 -	35.514	23.927	59.441	73.15	1.042	12:31:53.578	
4 -	34.942	23.504	58.446 (2)	74.40	0.047	12:32:52.024	
5 -	34.946	23.748	58.694	74.08	0.295	12:33:50.718	
6 -	35.086	23.662	58.748	74.02	0.349	12:34:49.466	
7 -	35.118	23.515	58.633	74.16	0.234	12:35:48.099	
8 -	35.168	23.345	58.513 (3)	74.31	0.114	12:36:46.612	
9 -	34.952	23.447	58.399 (1)	74.46		12:37:45.011	
10 -	35.112	23.862	58.974	73.73	0.575	12:38:43.985	

P6 95		Christopher ROGERS		Mz ETZ 250 - CB Racing			
IDEAL LAP TIME : 58.085		BEST LAP TIME : 58.228		DIFFERENCE : 0.143			
LAP	SECTOR 1	SECTOR 2	LAP TIME	MPH	DIFF	TIME OF DAY	
1 -		23.970	1:06.440	65.45	8.212	12:29:55.521	
2 -	35.502	23.553	59.055	73.63	0.827	12:30:54.576	
3 -	35.641	23.445	59.086	73.59	0.858	12:31:53.662	
4 -	35.199	23.663	58.862	73.87	0.634	12:32:52.524	
5 -	34.819	23.533	58.352 (2)	74.52	0.124	12:33:50.876	
6 -	35.254	23.454	58.708	74.07	0.480	12:34:49.584	
7 -	35.319	23.309	58.628 (3)	74.17	0.400	12:35:48.212	
8 -	34.776	23.452	58.228 (1)	74.68		12:36:46.440	
9 -	35.231	23.628	58.859	73.88	0.631	12:37:45.299	
10 -	35.642	23.730	59.372	73.24	1.144	12:38:44.671	

P7 69		Alexander MANN		Mz TS 250 - HS RACING			
IDEAL LAP TIME : 58.571		BEST LAP TIME : 58.571		DIFFERENCE : 0.000			
LAP	SECTOR 1	SECTOR 2	LAP TIME	MPH	DIFF	TIME OF DAY	
1 -		23.682	1:05.447	66.44	6.876	12:29:54.528	
2 -	35.667	23.698	59.365	73.25	0.794	12:30:53.893	
3 -	35.402	23.567	58.969	73.74	0.398	12:31:52.862	
4 -	35.450	23.656	59.106	73.57	0.535	12:32:51.968	
5 -	35.745	23.726	59.471	73.12	0.900	12:33:51.439	
6 -	35.446	23.365	58.811 (2)	73.94	0.240	12:34:50.250	
7 -	35.283	23.633	58.916 (3)	73.81	0.345	12:35:49.166	
8 -	35.246	23.325	58.571 (1)	74.24		12:36:47.737	
9 -	35.670	23.861	59.531	73.04	0.960	12:37:47.268	
10 -	35.695	23.900	59.595	72.96	1.024	12:38:46.863	

P8 81		Scott GRANT		MZ ETZ 250 - Katie, Mum and Dad			
IDEAL LAP TIME : 58.736		BEST LAP TIME : 58.982		DIFFERENCE : 0.246			
LAP	SECTOR 1	SECTOR 2	LAP TIME	MPH	DIFF	TIME OF DAY	
1 -		24.290	1:05.114	66.78	6.132	12:29:54.195	
2 -	35.640	24.105	59.745	72.78	0.763	12:30:53.940	
3 -	35.537	23.613	59.150	73.51	0.168	12:31:53.090	
4 -	35.462	23.622	59.084 (3)	73.60	0.102	12:32:52.174	
5 -	35.448	24.373	59.821	72.69	0.839	12:33:51.995	
6 -	35.487	24.093	59.580	72.98	0.598	12:34:51.575	
7 -	35.426	24.022	59.448	73.14	0.466	12:35:51.023	
8 -	35.123	23.859	58.982 (1)	73.72		12:36:50.005	
9 -	35.252	23.736	58.988 (2)	73.72	0.006	12:37:48.993	
10 -	35.749	23.653	59.402	73.20	0.420	12:38:48.395	

Weather / Track : Bright / Dry

Brands Hatch Indy
Circuit Length = 1.2079 miles
Start: 12:28 Flag 12:38 End: 12:41

BMCRC - MRO Championships 2021 - Rnd 6 @ Brands Hatch Indy

Chilton Motors 250MZs & Blue Haze GPF

RACE 8 - SECTOR ANALYSIS



SECTOR 1 = FL to I1, SECTOR 2 = I1 to FL, DIFF = Difference To Personal Best Lap, P = Crossed Finish Line in Pit Lane, D = Time Disallowed

P9 32		John ASHMEAD		Mz ETZ 250 -		
IDEAL LAP TIME : 59.818		BEST LAP TIME : 59.930		DIFFERENCE : 0.112		
LAP	SECTOR 1	SECTOR 2	LAP TIME	MPH	DIFF	TIME OF DAY
1 -		23.877	1:06.719	65.17	6.789	12:29:55.800
2 -	35.941	23.989	59.930 (1)	72.56		12:30:55.730
3 -	36.184	24.337	1:00.521	71.85	0.591	12:31:56.251
4 -	36.158	24.290	1:00.448 (3)	71.93	0.518	12:32:56.699
5 -	36.802	24.311	1:01.113	71.15	1.183	12:33:57.812
6 -	36.530	24.313	1:00.843	71.47	0.913	12:34:58.655
7 -	36.316	24.102	1:00.418 (2)	71.97	0.488	12:35:59.073
8 -	36.012	24.544	1:00.556	71.81	0.626	12:36:59.629
9 -	36.232	24.288	1:00.520	71.85	0.590	12:38:00.149
10 -	36.482	24.341	1:00.823	71.49	0.893	12:39:00.972

P10 14 GPF		Denis HALIL		Yamaha TZR - D & A AUTOS		
IDEAL LAP TIME : 56.715		BEST LAP TIME : 56.840		DIFFERENCE : 0.125		
LAP	SECTOR 1	SECTOR 2	LAP TIME	MPH	DIFF	TIME OF DAY
1 -		23.679	1:36.438	45.09	39.598	12:30:25.519
2 -	35.233	23.225	58.458	74.38	1.618	12:31:23.977
3 -	34.655	23.436	58.091	74.85	1.251	12:32:22.068
4 -	34.637	23.069	57.706	75.35	0.866	12:33:19.774
5 -	34.202	22.874	57.076	76.18	0.236	12:34:16.850
6 -	34.594	22.896	57.490	75.64	0.650	12:35:14.340
7 -	34.518	23.023	57.541	75.57	0.701	12:36:11.881
8 -	34.160	22.768	56.928 (3)	76.38	0.088	12:37:08.809
9 -	34.091	22.829	56.920 (2)	76.39	0.080	12:38:05.729
10 -	33.947	22.893	56.840 (1)	76.50		12:39:02.569

P11 4 GPF		James SEATH		Aprilia RS250 - Ovenden Earthmoving		
IDEAL LAP TIME : 56.899		BEST LAP TIME : 56.947		DIFFERENCE : 0.048		
LAP	SECTOR 1	SECTOR 2	LAP TIME	MPH	DIFF	TIME OF DAY
1 -		23.907	1:36.556	45.03	39.609	12:30:25.637
2 -	35.416	22.988	58.404	74.45	1.457	12:31:24.041
3 -	34.408	23.864	58.272	74.62	1.325	12:32:22.313
4 -	35.242	24.623	59.865	72.64	2.918	12:33:22.178
5 -	36.118	23.521	59.639	72.91	2.692	12:34:21.817
6 -	35.043	22.731	57.774	75.26	0.827	12:35:19.591
7 -	34.606	22.604	57.210 (3)	76.01	0.263	12:36:16.801
8 -	34.295	22.652	56.947 (1)	76.36		12:37:13.748
9 -	34.297	22.687	56.984 (2)	76.31	0.037	12:38:10.732
10 -	34.623	22.857	57.480	75.65	0.533	12:39:08.212

P12 48 GPF		Richard PATIENT		Yamaha TZR250 -		
IDEAL LAP TIME : 58.327		BEST LAP TIME : 58.327		DIFFERENCE : 0.000		
LAP	SECTOR 1	SECTOR 2	LAP TIME	MPH	DIFF	TIME OF DAY
1 -		24.068	1:38.798	44.01	40.471	12:30:27.879
2 -	36.555	23.761	1:00.316	72.09	1.989	12:31:28.195
3 -	36.112	23.527	59.639	72.91	1.312	12:32:27.834
4 -	36.604	23.608	1:00.212	72.22	1.885	12:33:28.046
5 -	36.056	24.317	1:00.373	72.02	2.046	12:34:28.419
6 -	35.593	23.724	59.317	73.31	0.990	12:35:27.736
7 -	35.701	23.282	58.983	73.72	0.656	12:36:26.719
8 -	35.504	23.363	58.867 (3)	73.87	0.540	12:37:25.586
9 -	35.085	23.242	58.327 (1)	74.55		12:38:23.913
10 -	35.375	23.247	58.622 (2)	74.18	0.295	12:39:22.535

Weather / Track : Bright / Dry

Brands Hatch Indy
Circuit Length = 1.2079 miles
Start: 12:28 Flag 12:38 End: 12:41

BMCRC - MRO Championships 2021 - Rnd 6 @ Brands Hatch Indy

Chilton Motors 250MZs & Blue Haze GPF

RACE 8 - SECTOR ANALYSIS



SECTOR 1 = FL to I1, SECTOR 2 = I1 to FL, DIFF = Difference To Personal Best Lap, P = Crossed Finish Line in Pit Lane, D = Time Disallowed

P13 167 GPF		Mark BAILEY		Yamaha TZR250 - South Eastern Air Conditioning Ltd			
IDEAL LAP TIME : 57.915		BEST LAP TIME : 58.019		DIFFERENCE : 0.104			
LAP	SECTOR 1	SECTOR 2	LAP TIME	MPH	DIFF	TIME OF DAY	
1 -		25.057	1:40.500	43.26	42.481	12:30:29.581	
2 -	37.407	23.553	1:00.960	71.33	2.941	12:31:30.541	
3 -	35.194	23.295	58.489 (2)	74.34	0.470	12:32:29.030	
4 -	35.675	23.511	59.186	73.47	1.167	12:33:28.216	
5 -	35.905	25.411	1:01.316	70.92	3.297	12:34:29.532	
6 -	35.036	24.307	59.343	73.27	1.324	12:35:28.875	
7 -	35.596	23.073	58.669 (3)	74.12	0.650	12:36:27.544	
8 -	35.059	23.716	58.775	73.98	0.756	12:37:26.319	
9 -	34.842	23.177	58.019 (1)	74.95		12:38:24.338	
10 -	35.228	23.608	58.836	73.91	0.817	12:39:23.174	

P14 108 R		Ian KEEBLE		Mz ETC 250 -			
IDEAL LAP TIME : 1:02.109		BEST LAP TIME : 1:02.218		DIFFERENCE : 0.109			
LAP	SECTOR 1	SECTOR 2	LAP TIME	MPH	DIFF	TIME OF DAY	
1 -		26.003	1:10.577	61.61	8.359	12:29:59.658	
2 -	38.548	25.563	1:04.111	67.82	1.893	12:31:03.769	
3 -	38.139	25.562	1:03.701	68.26	1.483	12:32:07.470	
4 -	38.078	25.349	1:03.427	68.56	1.209	12:33:10.897	
5 -	37.901	25.640	1:03.541	68.43	1.323	12:34:14.438	
6 -	37.722	25.261	1:02.983	69.04	0.765	12:35:17.421	
7 -	37.351	24.889	1:02.240 (2)	69.86	0.022	12:36:19.661	
8 -	37.232	25.015	1:02.247 (3)	69.86	0.029	12:37:21.908	
9 -	37.229	24.989	1:02.218 (1)	69.89		12:38:24.126	
10 -	37.375	24.880	1:02.255	69.85	0.037	12:39:26.381	

P15 46		Steve BRIGDEN		MZ ETZ 250 - Cylera - Healthcare IOT Security			
IDEAL LAP TIME : 1:02.029		BEST LAP TIME : 1:02.294		DIFFERENCE : 0.265			
LAP	SECTOR 1	SECTOR 2	LAP TIME	MPH	DIFF	TIME OF DAY	
1 -		25.714	1:10.575	61.61	8.281	12:29:59.656	
2 -	38.396	25.234	1:03.630	68.34	1.336	12:31:03.286	
3 -	38.112	25.601	1:03.713	68.25	1.419	12:32:06.999	
4 -	38.089	25.140	1:03.229	68.77	0.935	12:33:10.228	
5 -	37.808	25.038	1:02.846	69.19	0.552	12:34:13.074	
6 -	37.586	24.895	1:02.481 (3)	69.59	0.187	12:35:15.555	
7 -	37.286	25.008	1:02.294 (1)	69.80		12:36:17.849	
8 -	37.558	24.743	1:02.301 (2)	69.79	0.007	12:37:20.150	
9 -	37.959	25.101	1:03.060	68.95	0.766	12:38:23.210	
10 -	37.946	25.350	1:03.296	68.70	1.002	12:39:26.506	

P16 71 GPF		Richard HICKLING		Aprilia RS 125 - Millstream Motor Services & Ringwood Tyres			
IDEAL LAP TIME : 59.874		BEST LAP TIME : 59.953		DIFFERENCE : 0.079			
LAP	SECTOR 1	SECTOR 2	LAP TIME	MPH	DIFF	TIME OF DAY	
1 -		24.966	1:41.422	42.87	41.469	12:30:30.503	
2 -	37.183	24.770	1:01.953	70.19	2.000	12:31:32.456	
3 -	36.061	24.350	1:00.411	71.98	0.458	12:32:32.867	
4 -	36.061	24.447	1:00.508	71.86	0.555	12:33:33.375	
5 -	35.819	24.313	1:00.132 (2)	72.31	0.179	12:34:33.507	
6 -	36.398	24.877	1:01.275	70.96	1.322	12:35:34.782	
7 -	36.059	24.092	1:00.151 (3)	72.29	0.198	12:36:34.933	
8 -	36.069	25.176	1:01.245	71.00	1.292	12:37:36.178	
9 -	36.127	24.468	1:00.595	71.76	0.642	12:38:36.773	
10 -	35.782	24.171	59.953 (1)	72.53		12:39:36.726	

Weather / Track : Bright / Dry

Brands Hatch Indy
Circuit Length = 1.2079 miles
Start: 12:28 Flag 12:38 End: 12:41

BMCRC - MRO Championships 2021 - Rnd 6 @ Brands Hatch Indy

Chilton Motors 250MZs & Blue Haze GPF

RACE 8 - SECTOR ANALYSIS



SECTOR 1 = FL to I1, SECTOR 2 = I1 to FL, DIFF = Difference To Personal Best Lap, P = Crossed Finish Line in Pit Lane, D = Time Disallowed

P17 13 R		Gordon RYAN		MZ ETZ 250 - Prism Work Psychology			
IDEAL LAP TIME : 1:02.953		BEST LAP TIME : 1:03.032		DIFFERENCE : 0.079			
LAP	SECTOR 1	SECTOR 2	LAP TIME	MPH	DIFF	TIME OF DAY	
1 -		26.333	1:15.261	57.78	12.229	12:30:04.342	
2 -	39.772	26.286	1:06.058	65.83	3.026	12:31:10.400	
3 -	39.636	25.886	1:05.522	66.36	2.490	12:32:15.922	
4 -	39.195	25.216	1:04.411	67.51	1.379	12:33:20.333	
5 -	38.722	25.348	1:04.070	67.87	1.038	12:34:24.403	
6 -	38.529	25.169	1:03.698	68.26	0.666	12:35:28.101	
7 -	38.163	25.051	1:03.214 (2)	68.79	0.182	12:36:31.315	
8 -	38.265	25.227	1:03.492 (3)	68.49	0.460	12:37:34.807	
9 -	37.902	25.130	1:03.032 (1)	68.99		12:38:37.839	
10 -	38.235	25.267	1:03.502	68.47	0.470	12:39:41.341	

P18 3		Max MAUD		MZ ETZ 250 -			
IDEAL LAP TIME : 1:02.973		BEST LAP TIME : 1:03.193		DIFFERENCE : 0.220			
LAP	SECTOR 1	SECTOR 2	LAP TIME	MPH	DIFF	TIME OF DAY	
1 -		26.373	1:15.272	57.77	12.079	12:30:04.353	
2 -	39.310	27.534	1:06.844	65.05	3.651	12:31:11.197	
3 -	38.389	26.307	1:04.696	67.21	1.503	12:32:15.893	
4 -	38.274	25.996	1:04.270	67.66	1.077	12:33:20.163	
5 -	38.492	25.615	1:04.107	67.83	0.914	12:34:24.270	
6 -	37.847	26.067	1:03.914 (3)	68.03	0.721	12:35:28.184	
7 -	39.063	26.198	1:05.261	66.63	2.068	12:36:33.445	
8 -	37.641	26.177	1:03.818 (2)	68.14	0.625	12:37:37.263	
9 -	37.358	25.835	1:03.193 (1)	68.81		12:38:40.456	

P19 56		Russell TURNER		MZ ETZ 250 - TT Racing			
IDEAL LAP TIME : 1:03.532		BEST LAP TIME : 1:03.759		DIFFERENCE : 0.227			
LAP	SECTOR 1	SECTOR 2	LAP TIME	MPH	DIFF	TIME OF DAY	
1 -		26.531	1:13.542	59.13	9.783	12:30:02.623	
2 -	39.443	26.629	1:06.072	65.81	2.313	12:31:08.695	
3 -	39.343	26.509	1:05.852	66.03	2.093	12:32:14.547	
4 -	38.223	25.821	1:04.044 (3)	67.90	0.285	12:33:18.591	
5 -	38.210	26.327	1:04.537	67.38	0.778	12:34:23.128	
6 -	38.417	26.296	1:04.713	67.19	0.954	12:35:27.841	
7 -	39.073	25.788	1:04.861	67.04	1.102	12:36:32.702	
8 -	38.166	25.593	1:03.759 (1)	68.20		12:37:36.461	
9 -	37.939	26.097	1:04.036 (2)	67.90	0.277	12:38:40.497	

P20 42 GPF		Martin PEARSON		Yamaha TZR250 - Viking Inspection			
IDEAL LAP TIME : 1:01.144		BEST LAP TIME : 1:01.207		DIFFERENCE : 0.063			
LAP	SECTOR 1	SECTOR 2	LAP TIME	MPH	DIFF	TIME OF DAY	
1 -		25.265	1:40.272	43.36	39.065	12:30:29.353	
2 -	37.650	24.798	1:02.448	69.63	1.241	12:31:31.801	
3 -	37.758	24.652	1:02.410	69.67	1.203	12:32:34.211	
4 -	37.435	25.303	1:02.738	69.31	1.531	12:33:36.949	
5 -	37.861	24.710	1:02.571	69.49	1.364	12:34:39.520	
6 -	37.527	24.427	1:01.954	70.19	0.747	12:35:41.474	
7 -	36.959	24.747	1:01.706 (2)	70.47	0.499	12:36:43.180	
8 -	36.891	24.316	1:01.207 (1)	71.04		12:37:44.387	
9 -	37.458	24.253	1:01.711 (3)	70.46	0.504	12:38:46.098	

Weather / Track : Bright / Dry

Brands Hatch Indy
Circuit Length = 1.2079 miles
Start: 12:28 Flag 12:38 End: 12:41

BMCRC - MRO Championships 2021 - Rnd 6 @ Brands Hatch Indy

Chilton Motors 250MZs & Blue Haze GPF

RACE 8 - SECTOR ANALYSIS



SECTOR 1 = FL to I1, SECTOR 2 = I1 to FL, DIFF = Difference To Personal Best Lap, P = Crossed Finish Line in Pit Lane, D = Time Disallowed

P21 5		Garry SAMETT		MZ TS 250 - smallmouse			
IDEAL LAP TIME : 1:03.977		BEST LAP TIME : 1:03.977		DIFFERENCE : 0.000			
LAP	SECTOR 1	SECTOR 2	LAP TIME	MPH	DIFF	TIME OF DAY	
1 -		26.601	1:16.580	56.78	12.603	12:30:05.661	
2 -	39.924	26.628	1:06.552	65.34	2.575	12:31:12.213	
3 -	40.034	26.165	1:06.199	65.68	2.222	12:32:18.412	
4 -	39.853	26.150	1:06.003	65.88	2.026	12:33:24.415	
5 -	39.230	26.679	1:05.909	65.97	1.932	12:34:30.324	
6 -	39.288	25.786	1:05.074	66.82	1.097	12:35:35.398	
7 -	38.912	25.320	1:04.232 (2)	67.70	0.255	12:36:39.630	
8 -	38.793	25.184	1:03.977 (1)	67.97		12:37:43.607	
9 -	39.244	25.632	1:04.876 (3)	67.02	0.899	12:38:48.483	

P22 49		Andy MARKS		MZ ETZ 250 - Kingpin Components			
IDEAL LAP TIME : 1:03.613		BEST LAP TIME : 1:03.613		DIFFERENCE : 0.000			
LAP	SECTOR 1	SECTOR 2	LAP TIME	MPH	DIFF	TIME OF DAY	
1 -		27.741	1:16.827	56.60	13.214	12:30:05.908	
2 -	40.308	26.748	1:07.056	64.85	3.443	12:31:12.964	
3 -	40.202	26.424	1:06.626	65.26	3.013	12:32:19.590	
4 -	39.640	26.368	1:06.008	65.87	2.395	12:33:25.598	
5 -	39.306	26.653	1:05.959	65.92	2.346	12:34:31.557	
6 -	39.209	27.060	1:06.269	65.62	2.656	12:35:37.826	
7 -	38.954	26.712	1:05.666 (3)	66.22	2.053	12:36:43.492	
8 -	38.566	25.957	1:04.523 (2)	67.39	0.910	12:37:48.015	
9 -	37.984	25.629	1:03.613 (1)	68.36		12:38:51.628	

P23 565 R		Louis KERSHAW		MZ ETZ 250 -			
IDEAL LAP TIME : 1:05.298		BEST LAP TIME : 1:05.330		DIFFERENCE : 0.032			
LAP	SECTOR 1	SECTOR 2	LAP TIME	MPH	DIFF	TIME OF DAY	
1 -		27.239	1:14.258	58.56	8.928	12:30:03.339	
2 -	39.835	27.018	1:06.853	65.04	1.523	12:31:10.192	
3 -	39.313	27.022	1:06.335	65.55	1.005	12:32:16.527	
4 -	40.118	26.907	1:07.025	64.88	1.695	12:33:23.552	
5 -	39.902	26.827	1:06.729	65.16	1.399	12:34:30.281	
6 -	39.888	27.065	1:06.953	64.95	1.623	12:35:37.234	
7 -	39.156	26.624	1:05.780 (3)	66.10	0.450	12:36:43.014	
8 -	38.992	26.765	1:05.757 (2)	66.13	0.427	12:37:48.771	
9 -	38.674	26.656	1:05.330 (1)	66.56		12:38:54.101	

P24 38		Chris PETTET		MZ ETZ 250 -			
IDEAL LAP TIME : 1:05.316		BEST LAP TIME : 1:05.783		DIFFERENCE : 0.467			
LAP	SECTOR 1	SECTOR 2	LAP TIME	MPH	DIFF	TIME OF DAY	
1 -		26.412	1:14.620	58.27	8.837	12:30:03.701	
2 -	40.262	27.608	1:07.870	64.07	2.087	12:31:11.571	
3 -	39.853	26.182	1:06.035 (3)	65.85	0.252	12:32:17.606	
4 -	39.709	26.074	1:05.783 (1)	66.10		12:33:23.389	
5 -	39.291	26.492	1:05.783 (1)	66.10		12:34:29.172	
6 -	40.578	27.904	1:08.482	63.49	2.699	12:35:37.654	
7 -	41.552	27.601	1:09.153	62.88	3.370	12:36:46.807	
8 -	42.520	26.831	1:09.351	62.70	3.568	12:37:56.158	
9 -	40.623	26.025	1:06.648	65.24	0.865	12:39:02.806	

Weather / Track : Bright / Dry

Brands Hatch Indy
Circuit Length = 1.2079 miles
Start: 12:28 Flag 12:38 End: 12:41

BMCRC - MRO Championships 2021 - Rnd 6 @ Brands Hatch Indy

Chilton Motors 250MZs & Blue Haze GPF

RACE 8 - SECTOR ANALYSIS



SECTOR 1 = FL to I1, SECTOR 2 = I1 to FL, DIFF = Difference To Personal Best Lap, P = Crossed Finish Line in Pit Lane, D = Time Disallowed

P25 6 Paul ANSELL		MZ ETZ 250 -				
IDEAL LAP TIME : 1:07.752		BEST LAP TIME : 1:08.258		DIFFERENCE : 0.506		
LAP	SECTOR 1	SECTOR 2	LAP TIME	MPH	DIFF	TIME OF DAY
1 -		28.024	1:19.019	55.03	10.761	12:30:08.100
2 -	41.210	27.862	1:09.072	62.95	0.814	12:31:17.172
3 -	40.787	27.560	1:08.347 (2)	63.62	0.089	12:32:25.519
4 -	41.227	27.845	1:09.072	62.95	0.814	12:33:34.591
5 -	41.483	27.662	1:09.145	62.89	0.887	12:34:43.736
6 -	41.453	27.534	1:08.987	63.03	0.729	12:35:52.723
7 -	41.258	27.479	1:08.737 (3)	63.26	0.479	12:37:01.460
8 -	41.567	27.775	1:09.342	62.71	1.084	12:38:10.802
9 -	41.293	26.965	1:08.258 (1)	63.70		12:39:19.060

P26 66 R Graeme LEWIS		MZ ETZ 250 -				
IDEAL LAP TIME : 1:04.425		BEST LAP TIME : 1:04.609		DIFFERENCE : 0.184		
LAP	SECTOR 1	SECTOR 2	LAP TIME	MPH	DIFF	TIME OF DAY
1 -		26.703	1:14.450	58.40	9.841	12:30:03.531
2 -	39.391	26.241	1:05.632	66.25	1.023	12:31:09.163
3 -	39.051	26.455	1:05.506	66.38	0.897	12:32:14.669
4 -	39.289	26.179	1:05.468	66.42	0.859	12:33:20.137
5 -	39.018	25.840	1:04.858 (3)	67.04	0.249	12:34:24.995
6 -	39.166	26.191	1:05.357	66.53	0.748	12:35:30.352
7 -	38.783	26.036	1:04.819 (2)	67.08	0.210	12:36:35.171
8 -	38.585	26.024	1:04.609 (1)	67.30		12:37:39.780
9 -	38.995	25.943	1:04.938	66.96	0.329	12:38:44.718

P27 93 Jack HAYES-WOLFF		MZ ETZ 250 - Chilton Motors				
IDEAL LAP TIME : 1:03.583		BEST LAP TIME : 1:03.583		DIFFERENCE : 0.000		
LAP	SECTOR 1	SECTOR 2	LAP TIME	MPH	DIFF	TIME OF DAY
1 -		26.682	1:14.616	58.27	11.033	12:30:03.697
2 -	39.658	26.523	1:06.181	65.70	2.598	12:31:09.878
3 -	39.016	25.971	1:04.987	66.91	1.404	12:32:14.865
4 -	39.354	26.109	1:05.463	66.42	1.880	12:33:20.328
5 -	39.128	25.592	1:04.720	67.19	1.137	12:34:25.048
6 -	39.010	28.631	1:07.641	64.28	4.058	12:35:32.689
7 -	38.925	25.560	1:04.485 (3)	67.43	0.902	12:36:37.174
8 -	39.091	25.378	1:04.469 (2)	67.45	0.886	12:37:41.643
9 -	38.342	25.241	1:03.583 (1)	68.39		12:38:45.226

Weather / Track : Bright / Dry

Brands Hatch Indy
Circuit Length = 1.2079 miles
Start: 12:28 Flag 12:38 End: 12:41

BMCRC - MRO Championships 2021 - Rnd 6 @ Brands Hatch Indy

Chilton Motors 250MZs & Blue Haze GPF

RACE 8 - BEST SECTORS

SECTOR 1			SECTOR 2			IDEAL / BEST COMPARISON						
POS	NO	NAME	TIME	NO	NAME	TIME	POS	NO	NAME	IDEAL	BEST	DIFF
									PERFECT LAP	53.940		
1	15	PERKINS	32.553	41	ABRAHAM	21.387	1	41	ABRAHAM	54.028	54.120	0.092
2	41	ABRAHAM	32.641	15	PERKINS	21.893	2	15	PERKINS	54.446	54.654	0.208
3	14	HALIL	33.947	4	SEATH	22.604	3	14	HALIL	56.715	56.840	0.125
4	4	SEATH	34.295	14	HALIL	22.768	4	4	SEATH	56.899	56.947	0.048
5	85	WALES	34.487	167	BAILEY	23.073	5	85	WALES	57.755	57.803	0.048
6	75	WOODALL	34.592	75	WOODALL	23.216	6	75	WOODALL	57.808	57.956	0.148
7	95	ROGERS	34.776	48	PATIENT	23.242	7	167	BAILEY	57.915	58.019	0.104
8	167	BAILEY	34.842	85	WALES	23.268	8	95	ROGERS	58.085	58.228	0.143
9	96	KENT	34.942	95	ROGERS	23.309	9	96	KENT	58.287	58.399	0.112
10	48	PATIENT	35.085	69	MANN	23.325	10	48	PATIENT	58.327	58.327	0.000
11	81	GRANT	35.123	96	KENT	23.345	11	69	MANN	58.571	58.571	0.000
12	69	MANN	35.246	81	GRANT	23.613	12	81	GRANT	58.736	58.982	0.246
13	71	HICKLING	35.782	32	ASHMEAD	23.877	13	32	ASHMEAD	59.818	59.930	0.112
14	32	ASHMEAD	35.941	71	HICKLING	24.092	14	71	HICKLING	59.874	59.953	0.079
15	42	PEARSON	36.891	42	PEARSON	24.253	15	42	PEARSON	1:01.144	1:01.207	0.063
16	108	KEEBLE	37.229	46	BRIGDEN	24.743	16	46	BRIGDEN	1:02.029	1:02.294	0.265
17	46	BRIGDEN	37.286	108	KEEBLE	24.880	17	108	KEEBLE	1:02.109	1:02.218	0.109
18	3	MAUD	37.358	13	RYAN	25.051	18	13	RYAN	1:02.953	1:03.032	0.079
19	13	RYAN	37.902	5	SAMETT	25.184	19	3	MAUD	1:02.973	1:03.193	0.220
20	56	TURNER	37.939	93	HAYES-WOLFF	25.241	20	56	TURNER	1:03.532	1:03.759	0.227
21	49	MARKS	37.984	56	TURNER	25.593	21	93	HAYES-WOLFF	1:03.583	1:03.583	0.000
22	93	HAYES-WOLFF	38.342	3	MAUD	25.615	22	49	MARKS	1:03.613	1:03.613	0.000
23	66	LEWIS	38.585	49	MARKS	25.629	23	5	SAMETT	1:03.977	1:03.977	0.000
24	565	KERSHAW	38.674	66	LEWIS	25.840	24	66	LEWIS	1:04.425	1:04.609	0.184
25	5	SAMETT	38.793	38	PETTET	26.025	25	565	KERSHAW	1:05.298	1:05.330	0.032
26	38	PETTET	39.291	565	KERSHAW	26.624	26	38	PETTET	1:05.316	1:05.783	0.467
27	6	ANSELL	40.787	6	ANSELL	26.965	27	6	ANSELL	1:07.752	1:08.258	0.506

Weather / Track : Bright / Dry

Results can be found at www.tsl-timing.com

Brands Hatch Indy
Circuit Length = 1.2079 miles
Start: 12:28 Flag 12:38 End: 12:41

Printed - 12:46 Sunday, 03 October 2021

BMCRC - MRO Championships 2021 - Rnd 6 @ Brands Hatch Indy

Chilton Motors 250MZs & Blue Haze GPF

RACE 8 - STATISTICS

Competitors Started 27
Planned Start 2021-10-03 @ 12:15:00.000
Actual Start 2021-10-03 @ 12:28:49.081
Finish Time 2021-10-03 @ 12:38:38.869
Track Length 1.2079mi.
Total Laps 260
Total Distance Covered 314.0658mi.

Session Fastest Lap History

NO	CL	NAME	LAP TIME	TIME OF DAY	LAP	VEHICLE
85		Andrew WALES	58.825	12:30:53.133	2	MZ ETZ 250
15	GPF	Billy PERKINS	54.654	12:31:16.188	2	Yamaha TZR 250
41	GPF	David ABRAHAM	54.120	12:35:05.216	6	Suzuki RG570

Session Leader History

NO	CL	NAME	FROM LAP	LAPS LED	DISTANCE	VEHICLE
81		Scott GRANT	1	1	1.20 miles	MZ ETZ 250
85		Andrew WALES	2	5	6.03 miles	MZ ETZ 250
75		Peter WOODALL	7	2	2.41 miles	MZ ETZ 250
85		Andrew WALES	9	2	2.41 miles	MZ ETZ 250

Flag History

TYPE	TIME OF DAY
GREEN	12:28:49.081
FINISH	12:38:38.869

Flag Statistics

TYPE	COUNT	TOTAL LAPS	TOTAL TIME
Green	1	10	12:31.508
Red	0	0	0.000
Safety Car	0	0	0.000
FCY	0	0	0.000

BMCRC - MRO Championships 2021 - Rnd 6 @ Brands Hatch Indy

Chilton Motors 250MZs & Blue Haze GPF

RACE 8 - STATISTICS

CLASS :

15 Starters

Fastest Lap History

NO	NAME	LAP TIME	TIME OF DAY	LAP	VEHICLE
85	Andrew WALES	58.825	12:30:53.133	2	MZ ETZ 250
85	Andrew WALES	58.270	12:31:51.403	3	MZ ETZ 250
75	Peter WOODALL	58.231	12:31:52.045	3	MZ ETZ 250
75	Peter WOODALL	58.086	12:32:50.131	4	MZ ETZ 250
75	Peter WOODALL	57.994	12:34:46.218	6	MZ ETZ 250
75	Peter WOODALL	57.956	12:35:44.186	7	MZ ETZ 250
85	Andrew WALES	57.803	12:37:40.422	9	MZ ETZ 250

Leader History

NO	NAME	FROM LAP	LAPS LED	DISTANCE	VEHICLE
81	Scott GRANT	1	1	1.20 miles	MZ ETZ 250
85	Andrew WALES	2	5	6.03 miles	MZ ETZ 250
75	Peter WOODALL	7	2	2.41 miles	MZ ETZ 250
85	Andrew WALES	9	2	2.41 miles	MZ ETZ 250

Weather / Track : Bright / Dry

Results can be found at www.tsl-timing.com

Page 2 of 4

Brands Hatch Indy
Circuit Length = 1.2079 miles
Start: 12:28 Flag 12:38 End: 12:41

Printed - 12:46 Sunday, 03 October 2021

BMCRC - MRO Championships 2021 - Rnd 6 @ Brands Hatch Indy

Chilton Motors 250MZs & Blue Haze GPF

RACE 8 - STATISTICS

CLASS : R

4 Starters

Fastest Lap History

NO	NAME	LAP TIME	TIME OF DAY	LAP	VEHICLE
108	Ian KEEBLE	1:04.111	12:31:03.769	2	Mz ETC 250
108	Ian KEEBLE	1:03.701	12:32:07.470	3	Mz ETC 250
108	Ian KEEBLE	1:03.427	12:33:10.897	4	Mz ETC 250
108	Ian KEEBLE	1:02.983	12:35:17.454	6	Mz ETC 250
108	Ian KEEBLE	1:02.240	12:36:19.693	7	Mz ETC 250
108	Ian KEEBLE	1:02.218	12:38:24.158	9	Mz ETC 250

Leader History

NO	NAME	FROM LAP	LAPS LED	DISTANCE	VEHICLE
108	Ian KEEBLE	1	10	12.07 miles	Mz ETC 250

Weather / Track : Bright / Dry

Results can be found at www.tsl-timing.com

Page 3 of 4

Brands Hatch Indy
Circuit Length = 1.2079 miles
Start: 12:28 Flag 12:38 End: 12:41

Printed - 12:46 Sunday, 03 October 2021

BMCRC - MRO Championships 2021 - Rnd 6 @ Brands Hatch Indy

Chilton Motors 250MZs & Blue Haze GPF

RACE 8 - STATISTICS

CLASS : GPF

8 Starters

Fastest Lap History

NO	NAME	LAP TIME	TIME OF DAY	LAP	VEHICLE
15	Billy PERKINS	54.654	12:31:16.188	2	Yamaha TZR 250
41	David ABRAHAM	54.120	12:35:05.216	6	Suzuki RG570

Leader History

NO	NAME	FROM LAP	LAPS LED	DISTANCE	VEHICLE
15	Billy PERKINS	1	10	12.07 miles	Yamaha TZR 250



BMCRC - MRO Championships 2021 - Rnd 6 @ Brands Hatch Indy

Chilton Motors 250MZs & Blue Haze GPF

RACE 19 - GRID (12 Laps)

ROW 13					37	707	Alex SYMON
ROW 12	36	199	Michael FROST	1:01.207	35	42	Martin PEARSON
					34	71	Richard HICKLING
ROW 11				58.327	33	48	Richard PATIENT
					32	167	Mark BAILEY
					31	4	James SEATH
ROW 10	30	14	Denis HALIL	56.840	29	15	Billy PERKINS
				54.654	28	41	David ABRAHAM
ROW 9							
ROW 8					23	501	Ricky WOOD
					22	114	Ryan ANDERSON
ROW 7					21	67	Giles SPENCER
					20	45	Andrew MILES
					19	6	Paul ANSELL
ROW 6	18	38	Chris PETTET	1:05.783	17	565	Louis KERSHAW
				1:05.330	16	66	Graeme LEWIS
ROW 5					15	5	Garry SAMETT
				1:03.977	14	56	Russell TURNER
					13	49	Andy MARKS
ROW 4	12	93	Jack HAYES-WOLFF	1:03.583	11	3	Max MAUD
				1:03.193	10	13	Gordon RYAN
ROW 3					9	46	Steve BRIGDEN
				1:02.294	8	108	Ian KEEBLE
					7	32	John ASHMEAD
ROW 2	6	81	Scott GRANT	58.982	5	69	Alexander MANN
				58.571	4	96	Chris KENT
ROW 1					3	95	Christopher ROGERS
				58.228	2	75	Peter WOODALL
				57.956	1	85	Andrew WALES
							Pole

Brands Hatch Indy

Circuit Length = 1.2079 miles

These results are provisional until the conclusion of any judicial and technical matters.

Clerk Of Course :	Stewards :	Timekeeper : Alan Povey
-------------------	------------	-------------------------

Results can be found at www.tsl-timing.com

Printed - 12:49 Sunday, 03 October 2021





BMCRC - MRO Championships 2021 - Rnd 6 @ Brands Hatch Indy

Chilton Motors 250MZs & Blue Haze GPF

RACE 19 - CLASSIFICATION

POS	NO	CL	PIC NAME	ENTRY	LAPS	TIME	GAP	DIFF	MPH	BEST	ON
1	96		1 Chris KENT	MZ ETZ 250 - Powder House Coatings Ltd	7	7:01.312			72.25	59.197	6
2	81		2 Scott GRANT	MZ ETZ 250 - Katie, Mum and Dad	7	7:01.465	0.153	0.153	72.22	58.531	6
3	75		3 Peter WOODALL	MZ ETZ 250 - Online Lubricants	7	7:01.477	0.165	0.012	72.22	58.606	6
4	85		4 Andrew WALES	MZ ETZ 250 - Illuminated Design LTD	7	7:01.818	0.506	0.341	72.16	58.593	6
5	95		5 Christopher ROGERS	Mz ETZ 250 - CB Racing	7	7:02.115	0.803	0.297	72.11	58.765	6
6	69		6 Alexander MANN	Mz TS 250 - HS RACING	7	7:02.232	0.920	0.117	72.09	58.804	6
7	32		7 John ASHMEAD	Mz ETZ 250 -	7	7:08.118	6.806	5.886	71.10	59.505	4
8	41	GPF	1 David ABRAHAM	Suzuki RG570 - Cambridge Motorcycles	7	7:09.125	7.813	1.007	70.93	55.241	7
9	4	GPF	2 James SEATH	Aprilia RS250 - Ovenden Earthmoving	7	7:15.951	14.639	6.826	69.82	56.379	7
10	14	GPF	3 Denis HALIL	Yamaha TZR - D & A AUTOS	7	7:16.056	14.744	0.105	69.80	56.076	7
11	48	GPF	4 Richard PATIENT	Yamaha TZR250 -	7	7:22.312	21.000	6.256	68.82	57.603	2
12	3		8 Max MAUD	MZ ETZ 250 -	7	7:34.813	33.501	12.501	66.92	1:03.386	4
13	46		9 Steve BRIGDEN	MZ ETZ 250 - Cylera - Healthcare IOT Security	7	7:35.314	34.002	0.501	66.85	1:02.863	6
14	108	R	1 Ian KEEBLE	Mz ETC 250 -	7	7:35.430	34.118	0.116	66.83	1:02.819	6
15	13	R	2 Gordon RYAN	MZ ETZ 250 - Prism Work Psychology	7	7:41.664	40.352	6.234	65.93	1:04.260	4
16	71	GPF	5 Richard HICKLING	Aprilia RS 125 - Millstream Motor Services & Ringwr	7	7:42.100	40.788	0.436	65.87	59.719	7
17	167	GPF	6 Mark BAILEY	Yamaha TZR250 - South Eastern Air Conditioning It	7	7:43.904	42.592	1.804	65.61	1:00.180	7
18	56		10 Russell TURNER	MZ ETZ 250 - TT Racing	7	7:52.038	50.726	8.134	64.48	1:05.626	7
19	5		11 Garry SAMETT	MZ TS 250 - smallmouse	7	7:52.524	51.212	0.486	64.42	1:04.818	7
20	565	R	3 Louis KERSHAW	MZ ETZ 250 -	7	7:52.590	51.278	0.066	64.41	1:05.490	7
21	38		12 Chris PETTET	MZ ETZ 250 -	7	7:54.113	52.801	1.523	64.20	1:05.923	6
22	49		13 Andy MARKS	MZ ETZ 250 - Kingpin Components	7	7:54.346	53.034	0.233	64.17	1:05.002	7
23	45		14 Andrew MILES	MZ ETZ 250 -	5	7:09.016	2 Laps	2 Laps	50.68	1:23.090	5

FASTEST LAP

41	GPF	David ABRAHAM	Suzuki RG570 - Cambridge Motorcycles	7	55.241	78.72 mph	126.68 kph
81		Scott GRANT	MZ ETZ 250 - Katie, Mum and Dad	6	58.531	74.29 mph	119.56 kph
108	R	Ian KEEBLE	Mz ETC 250 -	6	1:02.819	69.22 mph	111.40 kph

Class - 92.5% of Race Speed = 66.83 mph
 Class GPF - 92.5% of Race Speed = 65.61 mph
 Class R - 92.5% of Race Speed = 61.81 mph

Brands Hatch Indy: 1.2079 miles

Race Distance: 7 Laps / 8.45 miles

Start: 17:03 Flag 17:10 End: 17:11

Weather / Track : Sunny / Dry

These results are provisional until the conclusion of any judicial and technical matters.

Clerk Of Course :	Stewards :	Timekeeper : Alan Povey
-------------------	------------	-------------------------

Results can be found at www.tsl-timing.com

Printed - 17:11 Sunday, 03 October 2021



BMCRC - MRO Championships 2021 - Rnd 6 @ Brands Hatch Indy

Chilton Motors 250MZs & Blue Haze GPF

RACE 19 - LAP CHART

LAP 1 @ 17:04:11.604			LAP 2 @ 17:05:11.356			LAP 3 @ 17:06:10.592			LAP 4 @ 17:07:09.813			LAP 5 @ 17:08:09.121		
NO	BEHIND	LAP TIME	NO	BEHIND	LAP TIME	NO	BEHIND	LAP TIME	NO	BEHIND	LAP TIME	NO	BEHIND	LAP TIME
85		1:05.383	96		59.689	96		59.236	96		59.221	96		59.308
96	0.063	1:05.446	85	0.107	59.859	85	0.102	59.231	81	0.875	59.863	85	0.706	59.073
81	0.721	1:06.104	75	0.220	58.954	75	0.184	59.200	85	0.941	1:00.060	81	0.824	59.257
75	1.018	1:06.401	81	0.409	59.440	81	0.233	59.060	95	1.122	58.962	75	0.890	58.677
69	1.295	1:06.678	95	1.519	59.684	95	1.381	59.098	75	1.521	1:00.558	95	1.159	59.345
95	1.587	1:06.970	69	1.824	1:00.281	69	1.894	59.306	69	1.786	59.113	69	1.410	58.932
32	1.714	1:07.097	32	2.461	1:00.499	32	2.967	59.742	32	3.251	59.505	32	4.357	1:00.414
46	5.573	1:10.956	46	9.506	1:03.685	46	14.201	1:03.931	45	1 Lap	1:24.590	41	15.422	56.018
108	5.620	1:11.003	108	10.219	1:04.351	3	15.418	1:04.082	41	18.712	56.777	4	19.834	57.660
3	6.098	1:11.481	3	10.572	1:04.226	108	15.509	1:04.526	46	19.448	1:04.468	14	20.367	57.958
13	6.151	1:11.534	13	11.084	1:04.685	13	16.544	1:04.696	3	19.583	1:03.386	48	22.744	59.047
56	8.923	1:14.306	56	14.839	1:05.668	41	21.156	57.659	108	19.976	1:03.688	3	24.114	1:03.839
38	9.058	1:14.441	38	15.456	1:06.150	56	22.573	1:06.970	4	21.482	57.156	108	26.328	1:05.660
5	9.334	1:14.717	565	16.464	1:06.359	4	23.547	58.368	13	21.583	1:04.260	46	26.419	1:06.279
565	9.857	1:15.240	5	16.625	1:07.043	565	23.608	1:06.380	14	21.717	57.188	13	27.420	1:05.145
49	10.938	1:16.321	49	18.323	1:07.137	14	23.750	58.159	48	23.005	58.072	56	37.450	1:06.683
41	25.717	1:31.100	41	22.733	56.768	38	23.876	1:07.656	56	30.075	1:06.723	565	38.287	1:07.411
4	26.555	1:31.938	4	24.415	57.612	5	24.056	1:06.667	565	30.184	1:05.797	71	38.349	1:01.830
14	26.936	1:32.319	14	24.827	57.643	48	24.154	58.185	38	30.684	1:06.029	38	38.814	1:07.438
45	27.252	1:32.635	48	25.205	57.603	49	26.181	1:07.094	5	31.271	1:06.436	167	39.459	1:04.595
48	27.354	1:32.737	167	31.332	1:01.545	167	32.498	1:00.402	49	33.053	1:06.093	5	39.718	1:07.755
167	29.539	1:34.922	71	33.339	1:01.483	71	34.743	1:00.640	167	34.172	1:00.895	49	41.121	1:07.376
71	31.608	1:36.991	45	51.971	1:24.471				71	35.827	1:00.305	45	1 Lap	1:24.230

Weather / Track : Sunny / Dry

Brands Hatch Indy
Circuit Length = 1.2079 miles
Start: 17:03 Flag 17:10 End: 17:11

BMCRC - MRO Championships 2021 - Rnd 6 @ Brands Hatch Indy

Chilton Motors 250MZs & Blue Haze GPF

RACE 19 - LAP CHART

LAP 6 @ 17:09:08.318			LAP 7 @ 17:10:07.533		
NO	BEHIND	LAP TIME	NO	BEHIND	LAP TIME
96		59.197	96		59.215
85	0.102	58.593	81	0.153	59.210
81	0.158	58.531	75	0.165	59.081
75	0.299	58.606	85	0.506	59.619
95	0.727	58.765	95	0.803	59.291
69	1.017	58.804	69	0.920	59.118
32	5.525	1:00.365	32	6.806	1:00.496
41	11.787	55.562	45	2 Laps	1:23.090
4	17.475	56.838	41	7.813	55.241
14	17.883	56.713	4	14.639	56.379
48	21.809	58.262	14	14.744	56.076
3	28.463	1:03.546	48	21.000	58.406
108	29.950	1:02.819	3	33.501	1:04.253
46	30.085	1:02.863	46	34.002	1:03.132
13	33.759	1:05.536	108	34.118	1:03.383
71	40.284	1:01.132	13	40.352	1:05.808
167	41.627	1:01.365	71	40.788	59.719
56	44.315	1:06.062	167	42.592	1:00.180
565	45.003	1:05.913	56	50.726	1:05.626
38	45.540	1:05.923	5	51.212	1:04.818
5	45.609	1:05.088	565	51.278	1:05.490
49	47.247	1:05.323	38	52.801	1:06.476
			49	53.034	1:05.002

Weather / Track : Sunny / Dry

Results can be found at www.tsl-timing.com

Page 2 of 2

Brands Hatch Indy
Circuit Length = 1.2079 miles
Start: 17:03 Flag 17:10 End: 17:11

Printed - 17:12 Sunday, 03 October 2021

BMCRC - MRO Championships 2021 - Rnd 6 @ Brands Hatch Indy

Chilton Motors 250MZs & Blue Haze GPF

RACE 19 - SECTOR ANALYSIS



SECTOR 1 = FL to I1, SECTOR 2 = I1 to FL, DIFF = Difference To Personal Best Lap, P = Crossed Finish Line in Pit Lane, D = Time Disallowed

P1 96		Chris KENT		MZ ETZ 250 - Powder House Coatings Ltd		
IDEAL LAP TIME : 59.005		BEST LAP TIME : 59.197		DIFFERENCE : 0.192		
LAP	SECTOR 1	SECTOR 2	LAP TIME	MPH	DIFF	TIME OF DAY
1 -		23.963	1:05.446	66.44	6.249	17:04:11.667
2 -	35.655	24.034	59.689	72.85	0.492	17:05:11.356
3 -	35.393	23.843	59.236	73.41	0.039	17:06:10.592
4 -	35.500	23.721	59.221 (3)	73.43	0.024	17:07:09.813
5 -	35.458	23.850	59.308	73.32	0.111	17:08:09.121
6 -	35.284	23.913	59.197 (1)	73.45		17:09:08.318
7 -	35.297	23.918	59.215 (2)	73.43	0.018	17:10:07.533

P2 81		Scott GRANT		MZ ETZ 250 - Katie, Mum and Dad		
IDEAL LAP TIME : 58.531		BEST LAP TIME : 58.531		DIFFERENCE : 0.000		
LAP	SECTOR 1	SECTOR 2	LAP TIME	MPH	DIFF	TIME OF DAY
1 -		24.017	1:06.104	65.78	7.573	17:04:12.325
2 -	35.827	23.613	59.440	73.15	0.909	17:05:11.765
3 -	35.388	23.672	59.060 (2)	73.63	0.529	17:06:10.825
4 -	36.288	23.575	59.863	72.64	1.332	17:07:10.688
5 -	35.712	23.545	59.257	73.38	0.726	17:08:09.945
6 -	35.106	23.425	58.531 (1)	74.29		17:09:08.476
7 -	35.279	23.931	59.210 (3)	73.44	0.679	17:10:07.686

P3 75		Peter WOODALL		MZ ETZ 250 - Online Lubricants		
IDEAL LAP TIME : 58.445		BEST LAP TIME : 58.606		DIFFERENCE : 0.161		
LAP	SECTOR 1	SECTOR 2	LAP TIME	MPH	DIFF	TIME OF DAY
1 -		24.102	1:06.401	65.48	7.795	17:04:12.622
2 -	35.384	23.570	58.954 (3)	73.76	0.348	17:05:11.576
3 -	35.449	23.751	59.200	73.45	0.594	17:06:10.776
4 -	37.138	23.420	1:00.558	71.80	1.952	17:07:11.334
5 -	35.283	23.394	58.677 (2)	74.11	0.071	17:08:10.011
6 -	35.358	23.248	58.606 (1)	74.20		17:09:08.617
7 -	35.197	23.884	59.081	73.60	0.475	17:10:07.698

P4 85		Andrew WALES		MZ ETZ 250 - Illuminated Design LTD		
IDEAL LAP TIME : 58.593		BEST LAP TIME : 58.593		DIFFERENCE : 0.000		
LAP	SECTOR 1	SECTOR 2	LAP TIME	MPH	DIFF	TIME OF DAY
1 -		24.183	1:05.383	66.50	6.790	17:04:11.604
2 -	35.846	24.013	59.859	72.64	1.266	17:05:11.463
3 -	35.377	23.854	59.231 (3)	73.41	0.638	17:06:10.694
4 -	36.261	23.799	1:00.060	72.40	1.467	17:07:10.754
5 -	35.393	23.680	59.073 (2)	73.61	0.480	17:08:09.827
6 -	35.144	23.449	58.593 (1)	74.21		17:09:08.420
7 -	35.613	24.006	59.619	72.93	1.026	17:10:08.039

P5 95		Christopher ROGERS		Mz ETZ 250 - CB Racing		
IDEAL LAP TIME : 58.636		BEST LAP TIME : 58.765		DIFFERENCE : 0.129		
LAP	SECTOR 1	SECTOR 2	LAP TIME	MPH	DIFF	TIME OF DAY
1 -		24.345	1:06.970	64.93	8.205	17:04:13.191
2 -	35.706	23.978	59.684	72.86	0.919	17:05:12.875
3 -	35.530	23.568	59.098 (3)	73.58	0.333	17:06:11.973
4 -	35.579	23.383	58.962 (2)	73.75	0.197	17:07:10.935
5 -	35.810	23.535	59.345	73.27	0.580	17:08:10.280
6 -	35.400	23.365	58.765 (1)	73.99		17:09:09.045
7 -	35.271	24.020	59.291	73.34	0.526	17:10:08.336

Weather / Track : Sunny / Dry

Brands Hatch Indy
 Circuit Length = 1.2079 miles
 Start: 17:03 Flag 17:10 End: 17:11

BMCRC - MRO Championships 2021 - Rnd 6 @ Brands Hatch Indy

Chilton Motors 250MZs & Blue Haze GPF

RACE 19 - SECTOR ANALYSIS



SECTOR 1 = FL to I1, SECTOR 2 = I1 to FL, DIFF = Difference To Personal Best Lap, P = Crossed Finish Line in Pit Lane, D = Time Disallowed

P6 69 Alexander MANN		Mz TS 250 - HS RACING				
IDEAL LAP TIME : 58.656		BEST LAP TIME : 58.804		DIFFERENCE : 0.148		
LAP	SECTOR 1	SECTOR 2	LAP TIME	MPH	DIFF	TIME OF DAY
1 -		24.474	1:06.678	65.21	7.874	17:04:12.899
2 -	36.178	24.103	1:00.281	72.13	1.477	17:05:13.180
3 -	35.748	23.558	59.306	73.32	0.502	17:06:12.486
4 -	35.532	23.581	59.113 (3)	73.56	0.309	17:07:11.599
5 -	35.519	23.413	58.932 (2)	73.79	0.128	17:08:10.531
6 -	35.354	23.450	58.804 (1)	73.95		17:09:09.335
7 -	35.243	23.875	59.118	73.55	0.314	17:10:08.453

P7 32 John ASHMEAD		Mz ETZ 250 -				
IDEAL LAP TIME : 59.253		BEST LAP TIME : 59.505		DIFFERENCE : 0.252		
LAP	SECTOR 1	SECTOR 2	LAP TIME	MPH	DIFF	TIME OF DAY
1 -		24.049	1:07.097	64.80	7.592	17:04:13.318
2 -	36.088	24.411	1:00.499	71.87	0.994	17:05:13.817
3 -	35.995	23.747	59.742 (2)	72.78	0.237	17:06:13.559
4 -	35.506	23.999	59.505 (1)	73.07		17:07:13.064
5 -	36.081	24.333	1:00.414	71.98	0.909	17:08:13.478
6 -	36.026	24.339	1:00.365 (3)	72.03	0.860	17:09:13.843
7 -	36.238	24.258	1:00.496	71.88	0.991	17:10:14.339

P8 41 GPF David ABRAHAM		Suzuki RG570 - Cambridge Motorcycles				
IDEAL LAP TIME : 55.197		BEST LAP TIME : 55.241		DIFFERENCE : 0.044		
LAP	SECTOR 1	SECTOR 2	LAP TIME	MPH	DIFF	TIME OF DAY
1 -		22.927	1:31.100	47.73	35.859	17:04:37.321
2 -	34.409	22.359	56.768	76.60	1.527	17:05:34.089
3 -	34.826	22.833	57.659	75.41	2.418	17:06:31.748
4 -	34.079	22.698	56.777	76.59	1.536	17:07:28.525
5 -	33.926	22.092	56.018 (3)	77.62	0.777	17:08:24.543
6 -	33.749	21.813	55.562 (2)	78.26	0.321	17:09:20.105
7 -	33.384	21.857	55.241 (1)	78.72		17:10:15.346

P9 4 GPF James SEATH		Aprilia RS250 - Ovenden Earthmoving				
IDEAL LAP TIME : 56.379		BEST LAP TIME : 56.379		DIFFERENCE : 0.000		
LAP	SECTOR 1	SECTOR 2	LAP TIME	MPH	DIFF	TIME OF DAY
1 -		22.985	1:31.938	47.29	35.559	17:04:38.159
2 -	34.796	22.816	57.612	75.48	1.233	17:05:35.771
3 -	34.402	23.966	58.368	74.50	1.989	17:06:34.139
4 -	34.617	22.539	57.156 (3)	76.08	0.777	17:07:31.295
5 -	35.049	22.611	57.660	75.41	1.281	17:08:28.955
6 -	34.406	22.432	56.838 (2)	76.50	0.459	17:09:25.793
7 -	34.059	22.320	56.379 (1)	77.13		17:10:22.172

P10 14 GPF Denis HALIL		Yamaha TZR - D & A AUTOS				
IDEAL LAP TIME : 56.076		BEST LAP TIME : 56.076		DIFFERENCE : 0.000		
LAP	SECTOR 1	SECTOR 2	LAP TIME	MPH	DIFF	TIME OF DAY
1 -		23.292	1:32.319	47.10	36.243	17:04:38.540
2 -	34.505	23.138	57.643	75.44	1.567	17:05:36.183
3 -	34.197	23.962	58.159	74.77	2.083	17:06:34.342
4 -	34.645	22.543	57.188 (3)	76.04	1.112	17:07:31.530
5 -	35.384	22.574	57.958	75.03	1.882	17:08:29.488
6 -	34.021	22.692	56.713 (2)	76.67	0.637	17:09:26.201
7 -	33.701	22.375	56.076 (1)	77.54		17:10:22.277

Weather / Track : Sunny / Dry

Brands Hatch Indy
Circuit Length = 1.2079 miles
Start: 17:03 Flag 17:10 End: 17:11

BMCRC - MRO Championships 2021 - Rnd 6 @ Brands Hatch Indy

Chilton Motors 250MZs & Blue Haze GPF

RACE 19 - SECTOR ANALYSIS



SECTOR 1 = FL to I1, SECTOR 2 = I1 to FL, DIFF = Difference To Personal Best Lap, P = Crossed Finish Line in Pit Lane, D = Time Disallowed

P11 48 GPF		Richard PATIENT		Yamaha TZR250 -		
IDEAL LAP TIME : 57.575		BEST LAP TIME : 57.603		DIFFERENCE : 0.028		
LAP	SECTOR 1	SECTOR 2	LAP TIME	MPH	DIFF	TIME OF DAY
1 -		23.332	1:32.737	46.89	35.134	17:04:38.958
2 -	34.502	23.101	57.603 (1)	75.49		17:05:36.561
3 -	34.661	23.524	58.185 (3)	74.73	0.582	17:06:34.746
4 -	34.957	23.115	58.072 (2)	74.88	0.469	17:07:32.818
5 -	35.943	23.104	59.047	73.64	1.444	17:08:31.865
6 -	35.189	23.073	58.262	74.63	0.659	17:09:30.127
7 -	35.113	23.293	58.406	74.45	0.803	17:10:28.533

P12 3		Max MAUD		MZ ETZ 250 -		
IDEAL LAP TIME : 1:03.326		BEST LAP TIME : 1:03.386		DIFFERENCE : 0.060		
LAP	SECTOR 1	SECTOR 2	LAP TIME	MPH	DIFF	TIME OF DAY
1 -		26.037	1:11.481	60.83	8.095	17:04:17.702
2 -	38.636	25.590	1:04.226	67.70	0.840	17:05:21.928
3 -	38.357	25.725	1:04.082	67.85	0.696	17:06:26.010
4 -	37.932	25.454	1:03.386 (1)	68.60		17:07:29.396
5 -	38.262	25.577	1:03.839 (3)	68.11	0.453	17:08:33.235
6 -	37.872	25.674	1:03.546 (2)	68.43	0.160	17:09:36.781
7 -	38.155	26.098	1:04.253	67.67	0.867	17:10:41.034

P13 46		Steve BRIGDEN		MZ ETZ 250 - Cylera - Healthcare IOT Security		
IDEAL LAP TIME : 1:02.697		BEST LAP TIME : 1:02.863		DIFFERENCE : 0.166		
LAP	SECTOR 1	SECTOR 2	LAP TIME	MPH	DIFF	TIME OF DAY
1 -		26.054	1:10.956	61.28	8.093	17:04:17.177
2 -	38.286	25.399	1:03.685 (3)	68.28	0.822	17:05:20.862
3 -	38.432	25.499	1:03.931	68.02	1.068	17:06:24.793
4 -	38.974	25.494	1:04.468	67.45	1.605	17:07:29.261
5 -	40.753	25.526	1:06.279	65.61	3.416	17:08:35.540
6 -	37.703	25.160	1:02.863 (1)	69.17		17:09:38.403
7 -	38.138	24.994	1:03.132 (2)	68.88	0.269	17:10:41.535

P14 108 R		Ian KEEBLE		Mz ETC 250 -		
IDEAL LAP TIME : 1:02.586		BEST LAP TIME : 1:02.819		DIFFERENCE : 0.233		
LAP	SECTOR 1	SECTOR 2	LAP TIME	MPH	DIFF	TIME OF DAY
1 -		26.256	1:11.003	61.24	8.184	17:04:17.224
2 -	38.830	25.521	1:04.351	67.57	1.532	17:05:21.575
3 -	38.840	25.686	1:04.526	67.39	1.707	17:06:26.101
4 -	38.346	25.342	1:03.688 (3)	68.27	0.869	17:07:29.789
5 -	40.420	25.240	1:05.660	66.22	2.841	17:08:35.449
6 -	37.593	25.226	1:02.819 (1)	69.22		17:09:38.268
7 -	38.390	24.993	1:03.383 (2)	68.60	0.564	17:10:41.651

P15 13 R		Gordon RYAN		MZ ETZ 250 - Prism Work Psychology		
IDEAL LAP TIME : 1:04.216		BEST LAP TIME : 1:04.260		DIFFERENCE : 0.044		
LAP	SECTOR 1	SECTOR 2	LAP TIME	MPH	DIFF	TIME OF DAY
1 -		25.690	1:11.534	60.79	7.274	17:04:17.755
2 -	38.897	25.788	1:04.685 (2)	67.22	0.425	17:05:22.440
3 -	39.010	25.686	1:04.696 (3)	67.21	0.436	17:06:27.136
4 -	38.863	25.397	1:04.260 (1)	67.67		17:07:31.396
5 -	39.792	25.353	1:05.145	66.75	0.885	17:08:36.541
6 -	39.541	25.995	1:05.536	66.35	1.276	17:09:42.077
7 -	39.745	26.063	1:05.808	66.08	1.548	17:10:47.885

Weather / Track : Sunny / Dry

Brands Hatch Indy
Circuit Length = 1.2079 miles
Start: 17:03 Flag 17:10 End: 17:11

BMCRC - MRO Championships 2021 - Rnd 6 @ Brands Hatch Indy

Chilton Motors 250MZs & Blue Haze GPF

RACE 19 - SECTOR ANALYSIS



SECTOR 1 = FL to I1, SECTOR 2 = I1 to FL, DIFF = Difference To Personal Best Lap, P = Crossed Finish Line in Pit Lane, D = Time Disallowed

P16 71 GPF		Richard HICKLING		Aprilia RS 125 - Millstream Motor Services & Ringwood Tyres			
IDEAL LAP TIME : 59.719		BEST LAP TIME : 59.719		DIFFERENCE : 0.000			
LAP	SECTOR 1	SECTOR 2	LAP TIME	MPH	DIFF	TIME OF DAY	
1 -		24.720	1:36.991	44.83	37.272	17:04:43.212	
2 -	36.893	24.590	1:01.483	70.72	1.764	17:05:44.695	
3 -	36.153	24.487	1:00.640 (3)	71.71	0.921	17:06:45.335	
4 -	36.084	24.221	1:00.305 (2)	72.11	0.586	17:07:45.640	
5 -	36.089	25.741	1:01.830	70.33	2.111	17:08:47.470	
6 -	36.618	24.514	1:01.132	71.13	1.413	17:09:48.602	
7 -	35.858	23.861	59.719 (1)	72.81		17:10:48.321	

P17 167 GPF		Mark BAILEY		Yamaha TZR250 - South Eastern Air Conditioning Ltd			
IDEAL LAP TIME : 59.709		BEST LAP TIME : 1:00.180		DIFFERENCE : 0.471			
LAP	SECTOR 1	SECTOR 2	LAP TIME	MPH	DIFF	TIME OF DAY	
1 -		23.680	1:34.922	45.81	34.742	17:04:41.143	
2 -	37.240	24.305	1:01.545	70.65	1.365	17:05:42.688	
3 -	36.155	24.247	1:00.402 (2)	71.99	0.222	17:06:43.090	
4 -	36.738	24.157	1:00.895 (3)	71.41	0.715	17:07:43.985	
5 -	37.309	27.286	1:04.595	67.32	4.415	17:08:48.580	
6 -	37.523	23.842	1:01.365	70.86	1.185	17:09:49.945	
7 -	36.029	24.151	1:00.180 (1)	72.25		17:10:50.125	

P18 56		Russell TURNER		MZ ETZ 250 - TT Racing			
IDEAL LAP TIME : 1:04.920		BEST LAP TIME : 1:05.626		DIFFERENCE : 0.706			
LAP	SECTOR 1	SECTOR 2	LAP TIME	MPH	DIFF	TIME OF DAY	
1 -		27.412	1:14.306	58.52	8.680	17:04:20.527	
2 -	39.398	26.270	1:05.668 (2)	66.22	0.042	17:05:26.195	
3 -	40.227	26.743	1:06.970	64.93	1.344	17:06:33.165	
4 -	39.640	27.083	1:06.723	65.17	1.097	17:07:39.888	
5 -	39.578	27.105	1:06.683	65.21	1.057	17:08:46.571	
6 -	40.127	25.935	1:06.062 (3)	65.82	0.436	17:09:52.633	
7 -	38.985	26.641	1:05.626 (1)	66.26		17:10:58.259	

P19 5		Garry SAMETT		MZ TS 250 - smallmouse			
IDEAL LAP TIME : 1:04.818		BEST LAP TIME : 1:04.818		DIFFERENCE : 0.000			
LAP	SECTOR 1	SECTOR 2	LAP TIME	MPH	DIFF	TIME OF DAY	
1 -		26.743	1:14.717	58.20	9.899	17:04:20.938	
2 -	40.563	26.480	1:07.043	64.86	2.225	17:05:27.981	
3 -	39.984	26.683	1:06.667	65.22	1.849	17:06:34.648	
4 -	39.825	26.611	1:06.436 (3)	65.45	1.618	17:07:41.084	
5 -	39.677	28.078	1:07.755	64.18	2.937	17:08:48.839	
6 -	39.416	25.672	1:05.088 (2)	66.81	0.270	17:09:53.927	
7 -	39.246	25.572	1:04.818 (1)	67.08		17:10:58.745	

P20 565 R		Louis KERSHAW		MZ ETZ 250 -			
IDEAL LAP TIME : 1:05.490		BEST LAP TIME : 1:05.490		DIFFERENCE : 0.000			
LAP	SECTOR 1	SECTOR 2	LAP TIME	MPH	DIFF	TIME OF DAY	
1 -		27.325	1:15.240	57.79	9.750	17:04:21.461	
2 -	39.671	26.688	1:06.359	65.53	0.869	17:05:27.820	
3 -	39.487	26.893	1:06.380	65.51	0.890	17:06:34.200	
4 -	39.041	26.756	1:05.797 (2)	66.09	0.307	17:07:39.997	
5 -	39.744	27.667	1:07.411	64.50	1.921	17:08:47.408	
6 -	39.260	26.653	1:05.913 (3)	65.97	0.423	17:09:53.321	
7 -	39.035	26.455	1:05.490 (1)	66.40		17:10:58.811	

Weather / Track : Sunny / Dry

Brands Hatch Indy
Circuit Length = 1.2079 miles
Start: 17:03 Flag 17:10 End: 17:11

BMCRC - MRO Championships 2021 - Rnd 6 @ Brands Hatch Indy

Chilton Motors 250MZs & Blue Haze GPF

RACE 19 - SECTOR ANALYSIS



SECTOR 1 = FL to I1, SECTOR 2 = I1 to FL, DIFF = Difference To Personal Best Lap, P = Crossed Finish Line in Pit Lane, D = Time Disallowed

P21 38		Chris PETTET		MZ ETZ 250 -			
IDEAL LAP TIME : 1:05.768		BEST LAP TIME : 1:05.923		DIFFERENCE : 0.155			
LAP	SECTOR 1	SECTOR 2	LAP TIME	MPH	DIFF	TIME OF DAY	
1 -		27.314	1:14.441	58.41	8.518	17:04:20.662	
2 -	39.582	26.568	1:06.150 (3)	65.73	0.227	17:05:26.812	
3 -	40.000	27.656	1:07.656	64.27	1.733	17:06:34.468	
4 -	39.200	26.829	1:06.029 (2)	65.85	0.106	17:07:40.497	
5 -	39.826	27.612	1:07.438	64.48	1.515	17:08:47.935	
6 -	39.351	26.572	1:05.923 (1)	65.96		17:09:53.858	
7 -	39.790	26.686	1:06.476	65.41	0.553	17:11:00.334	

P22 49		Andy MARKS		MZ ETZ 250 - Kingpin Components			
IDEAL LAP TIME : 1:05.002		BEST LAP TIME : 1:05.002		DIFFERENCE : 0.000			
LAP	SECTOR 1	SECTOR 2	LAP TIME	MPH	DIFF	TIME OF DAY	
1 -		27.602	1:16.321	56.97	11.319	17:04:22.542	
2 -	40.326	26.811	1:07.137	64.77	2.135	17:05:29.679	
3 -	40.145	26.949	1:07.094	64.81	2.092	17:06:36.773	
4 -	39.520	26.573	1:06.093 (3)	65.79	1.091	17:07:42.866	
5 -	39.384	27.992	1:07.376	64.54	2.374	17:08:50.242	
6 -	39.165	26.158	1:05.323 (2)	66.57	0.321	17:09:55.565	
7 -	38.978	26.024	1:05.002 (1)	66.89		17:11:00.567	

P23 45		Andrew MILES		MZ ETZ 250 -			
IDEAL LAP TIME : 1:22.931		BEST LAP TIME : 1:23.090		DIFFERENCE : 0.159			
LAP	SECTOR 1	SECTOR 2	LAP TIME	MPH	DIFF	TIME OF DAY	
1 -		34.001	1:32.635	46.94	9.545	17:04:38.856	
2 -	49.988	34.483	1:24.471 (3)	51.48	1.381	17:06:03.327	
3 -	50.766	33.824	1:24.590	51.40	1.500	17:07:27.917	
4 -	50.665	33.565	1:24.230 (2)	51.62	1.140	17:08:52.147	
5 -	49.366	33.724	1:23.090 (1)	52.33		17:10:15.237	

Weather / Track : Sunny / Dry

Brands Hatch Indy
 Circuit Length = 1.2079 miles
 Start: 17:03 Flag 17:10 End: 17:11

BMCRC - MRO Championships 2021 - Rnd 6 @ Brands Hatch Indy

Chilton Motors 250MZs & Blue Haze GPF

RACE 19 - BEST SECTORS

SECTOR 1			SECTOR 2			IDEAL / BEST COMPARISON						
POS	NO	NAME	TIME	NO	NAME	TIME	POS	NO	NAME	IDEAL	BEST	DIFF
									PERFECT LAP	55.197		
1	41	ABRAHAM	33.384	41	ABRAHAM	21.813	1	41	ABRAHAM	55.197	55.241	0.044
2	14	HALIL	33.701	4	SEATH	22.320	2	14	HALIL	56.076	56.076	0.000
3	4	SEATH	34.059	14	HALIL	22.375	3	4	SEATH	56.379	56.379	0.000
4	48	PATIENT	34.502	48	PATIENT	23.073	4	48	PATIENT	57.575	57.603	0.028
5	81	GRANT	35.106	75	WOODALL	23.248	5	75	WOODALL	58.445	58.606	0.161
6	85	WALES	35.144	95	ROGERS	23.365	6	81	GRANT	58.531	58.531	0.000
7	75	WOODALL	35.197	69	MANN	23.413	7	85	WALES	58.593	58.593	0.000
8	69	MANN	35.243	81	GRANT	23.425	8	95	ROGERS	58.636	58.765	0.129
9	95	ROGERS	35.271	85	WALES	23.449	9	69	MANN	58.656	58.804	0.148
10	96	KENT	35.284	167	BAILEY	23.680	10	96	KENT	59.005	59.197	0.192
11	32	ASHMEAD	35.506	96	KENT	23.721	11	32	ASHMEAD	59.253	59.505	0.252
12	71	HICKLING	35.858	32	ASHMEAD	23.747	12	167	BAILEY	59.709	1:00.180	0.471
13	167	BAILEY	36.029	71	HICKLING	23.861	13	71	HICKLING	59.719	59.719	0.000
14	108	KEEBLE	37.593	108	KEEBLE	24.993	14	108	KEEBLE	1:02.586	1:02.819	0.233
15	46	BRIGDEN	37.703	46	BRIGDEN	24.994	15	46	BRIGDEN	1:02.697	1:02.863	0.166
16	3	MAUD	37.872	13	RYAN	25.353	16	3	MAUD	1:03.326	1:03.386	0.060
17	13	RYAN	38.863	3	MAUD	25.454	17	13	RYAN	1:04.216	1:04.260	0.044
18	49	MARKS	38.978	5	SAMETT	25.572	18	5	SAMETT	1:04.818	1:04.818	0.000
19	56	TURNER	38.985	56	TURNER	25.935	19	56	TURNER	1:04.920	1:05.626	0.706
20	565	KERSHAW	39.035	49	MARKS	26.024	20	49	MARKS	1:05.002	1:05.002	0.000
21	38	PETTET	39.200	565	KERSHAW	26.455	21	565	KERSHAW	1:05.490	1:05.490	0.000
22	5	SAMETT	39.246	38	PETTET	26.568	22	38	PETTET	1:05.768	1:05.923	0.155
23	45	MILES	49.366	45	MILES	33.565	23	45	MILES	1:22.931	1:23.090	0.159

Weather / Track : Sunny / Dry

Results can be found at www.tsl-timing.com

Brands Hatch Indy
Circuit Length = 1.2079 miles
Start: 17:03 Flag 17:10 End: 17:11

Printed - 17:12 Sunday, 03 October 2021

BMCRC - MRO Championships 2021 - Rnd 6 @ Brands Hatch Indy

Chilton Motors 250MZs & Blue Haze GPF

RACE 19 - STATISTICS

Competitors Started 23
Planned Start 2021-10-03 @ 16:20:00.000
Actual Start 2021-10-03 @ 17:03:06.220
Finish Time 2021-10-03 @ 17:10:07.532
Track Length 1.2079mi.
Total Laps 159
Total Distance Covered 192.0633mi.

Session Fastest Lap History

NO	CL	NAME	LAP TIME	TIME OF DAY	LAP	VEHICLE
96		Chris KENT	59.689	17:05:11.369	2	MZ ETZ 250
75		Peter WOODALL	58.954	17:05:11.588	2	MZ ETZ 250
41	GPF	David ABRAHAM	56.768	17:05:34.111	2	Suzuki RG570
41	GPF	David ABRAHAM	56.018	17:08:24.565	5	Suzuki RG570
41	GPF	David ABRAHAM	55.562	17:09:20.124	6	Suzuki RG570
41	GPF	David ABRAHAM	55.241	17:10:15.361	7	Suzuki RG570

Session Leader History

NO	CL	NAME	FROM LAP	LAPS LED	DISTANCE	VEHICLE
85		Andrew WALES	1	1	1.20 miles	MZ ETZ 250
96		Chris KENT	2	6	7.24 miles	MZ ETZ 250

Flag History

TYPE	TIME OF DAY
GREEN	17:03:06.220
FINISH	17:10:07.532

Flag Statistics

TYPE	COUNT	TOTAL LAPS	TOTAL TIME
Green	1	7	8:16.178
Red	0	0	0.000
Safety Car	0	0	0.000
FCY	0	0	0.000

BMCRC - MRO Championships 2021 - Rnd 6 @ Brands Hatch Indy

Chilton Motors 250MZs & Blue Haze GPF

RACE 19 - STATISTICS

CLASS :

14 Starters

Fastest Lap History

NO	NAME	LAP TIME	TIME OF DAY	LAP	VEHICLE
96	Chris KENT	59.689	17:05:11.369	2	MZ ETZ 250
75	Peter WOODALL	58.954	17:05:11.588	2	MZ ETZ 250
75	Peter WOODALL	58.677	17:08:10.011	5	MZ ETZ 250
85	Andrew WALES	58.593	17:09:08.451	6	MZ ETZ 250
81	Scott GRANT	58.531	17:09:08.476	6	MZ ETZ 250

Leader History

NO	NAME	FROM LAP	LAPS LED	DISTANCE	VEHICLE
85	Andrew WALES	1	1	1.20 miles	MZ ETZ 250
96	Chris KENT	2	6	7.24 miles	MZ ETZ 250

BMCRC - MRO Championships 2021 - Rnd 6 @ Brands Hatch Indy

Chilton Motors 250MZs & Blue Haze GPF

RACE 19 - STATISTICS

CLASS : R

3 Starters

Fastest Lap History

NO	NAME	LAP TIME	TIME OF DAY	LAP	VEHICLE
108	Ian KEEBLE	1:04.351	17:05:21.608	2	Mz ETC 250
108	Ian KEEBLE	1:03.688	17:07:29.821	4	Mz ETC 250
108	Ian KEEBLE	1:02.819	17:09:38.300	6	Mz ETC 250

Leader History

NO	NAME	FROM LAP	LAPS LED	DISTANCE	VEHICLE
108	Ian KEEBLE	1	7	8.45 miles	Mz ETC 250

BMCRC - MRO Championships 2021 - Rnd 6 @ Brands Hatch Indy

Chilton Motors 250MZs & Blue Haze GPF

RACE 19 - STATISTICS

CLASS : GPF

6 Starters

Fastest Lap History

NO	NAME	LAP TIME	TIME OF DAY	LAP	VEHICLE
41	David ABRAHAM	56.768	17:05:34.111	2	Suzuki RG570
41	David ABRAHAM	56.018	17:08:24.565	5	Suzuki RG570
41	David ABRAHAM	55.562	17:09:20.124	6	Suzuki RG570
41	David ABRAHAM	55.241	17:10:15.361	7	Suzuki RG570

Leader History

NO	NAME	FROM LAP	LAPS LED	DISTANCE	VEHICLE
41	David ABRAHAM	1	7	8.45 miles	Suzuki RG570

BMCRC-MRO Championships 2021



EDiasia FORMULA 400 & BLUE HAZE GP

Brands Hatch Indy

2nd / 3rd October 2021



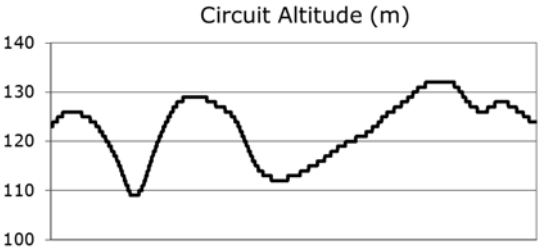
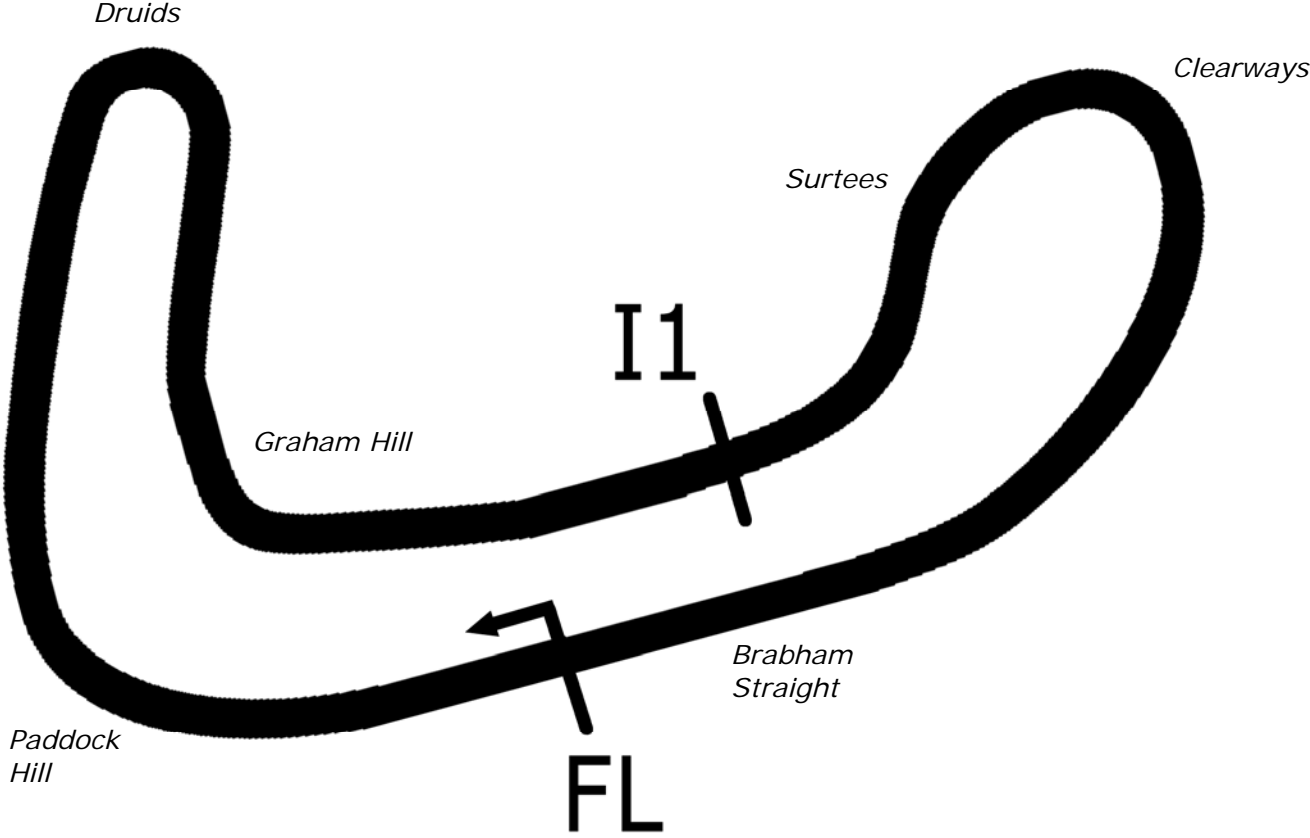
Results Provided by Timing Solutions Ltd
www.tsl-timing.com

Brands Hatch Indy



SPORTS TIMING

TIMING SOLUTIONS LTD



Length	1.2079 miles	1944.0 m	
FL		51.36032 N	0.26032 E
I1	1112m	51.35934 N	0.25955 E
Pit Entry	1669m	51.35911 N	0.25743 E
Pit Exit	26m after FL	51.36027 N	0.26078 E
Pit Entry–Pit Exit 277m, 16.6s @60kph, 12.4s @80kph			

BMCRC - MRO Championships 2021 - Rnd 6 @ Brands Hatch Indy

EDlasia Formula 400 & Blue Haze GP

QUALIFYING - CLASSIFICATION



POS	NO	CL	PIC NAME	ENTRY	TIME	ON	LAPS	GAP	DIFF	MPH
1	1	GP	1 Phil ATKINSON	Yamaha TZ350 - Rose mot centre	52.733	8	9			82.46
2	92	GP	2 Jordan WAINWRIGHT	Yamaha TZ T -	55.233	7	10	2.500	2.500	78.73
3	85		1 James ROBINSON	Kawasaki ZXR400 - claire palastanga ceramics	55.484	6	10	2.751	0.251	78.37
4	3	GP	3 Tom BARRETT	Honda RS250 - The Two Stroke Workshop	55.497	6	10	2.764	0.013	78.35
5	4		2 James SEATH	Kawasaki ZXR400 L9 - Ovenden Earthmoving	55.659	6	10	2.926	0.162	78.12
6	51	GP	4 Kevin WHOLEY	Yamaha TZ 250 - Twistgrip Motorcycles	55.695	7	10	2.962	0.036	78.07
7	30	S	1 Alan COOPER	Yamaha TZR250 - twistgrip motorcycles	55.875	7	9	3.142	0.180	77.82
8	47		3 Allan CLARK	Kawasaki ZXR400 - A Clark & Sons Builders	56.114	7	10	3.381	0.239	77.49
9	188	S	2 Michael STANLEY	-	56.145	10	10	3.412	0.031	77.45
10	96	GP	5 Neil GREGORY	Yamaha TZ250 - SNC Scaffolding	56.367	7	10	3.634	0.222	77.14
11	75		4 Gary FRASER	Kawasaki ZXR400 -	56.945	5	7	4.212	0.578	76.36
12	25	R/S	1 Haydon SMITH	Kawasaki ZXR400 - HI-Precision Engineering Ltd	57.022	8	10	4.289	0.077	76.26
13	55	S	3 Paul TOLAND	- Kippers keys	57.044	6	10	4.311	0.022	76.23
14	351	S	4 Sam DIGBY-BAKER	Kawasaki ZXR400 -	57.107	6	10	4.374	0.063	76.14
15	60	S	5 Daniel GOUGH	Yamaha TZR 250 - G Force Motorcycles	57.431	10	10	4.698	0.324	75.71
16	119		5 James O'MARA	Kawasaki NINJA 300 - BRP Machining Ltd	57.582	6	9	4.849	0.151	75.52
17	42		6 David ATKINS	Honda CBR 400 NC29 - DA PLUMBING and MECHAN	57.934	8	10	5.201	0.352	75.06
18	12	GP	6 Adrian MARTIN	Yamaha TZ250 - Strategic business development &sup	58.006	8	10	5.273	0.072	74.96
19	27	S	6 Richard HAYWARD	Yamaha TZR - Hazel Motors/ Gforce	58.035	6	8	5.302	0.029	74.93
20	138		7 Andrew Finlay HOWE	Kawasaki Ninja 300 - Finlay Howe Ltd	58.494	6	10	5.761	0.459	74.34
21	45	R	1 Jake MARSH	Kawasaki NINJA 300 - Zipped Up Racing	59.213	6	6	6.480	0.719	73.44
22	73	R/S	2 Colvin TURNER	Yamaha TZR250 -	1:00.560	4	8	7.827	1.347	71.80
23	26	GP	7 Josh WAINWRIGHT	Yamaha TZ250 - JW MOT Centre	1:00.627	2	5	7.894	0.067	71.72
24	88	GP	8 George PRINOS	Yamaha TZ250 - KAPPA PLANNING LTD	1:01.407	9	9	8.674	0.780	70.81
25	999	S	7 Jim DALTON	Kawasaki ZXR400L1 -	1:02.129	3	5	9.396	0.722	69.99
26	183		8 Simon CHAPPELL	Kawasaki NINJA 300 -	1:05.628	7	8	12.895	3.499	66.26

Weather / Track : Cloudy / Dry

These results are provisional until the conclusion of any judicial and technical matters.

Brands Hatch Indy

Circuit Length = 1.2079 miles

Start: 09:00 Flag 09:10 End: 09:11

Clerk Of Course :	Stewards :	Timekeeper :
-------------------	------------	--------------

Results can be found at www.tsl-timing.com

Printed - 09:14 Saturday, 02 October 2021



BMCRC - MRO Championships 2021 - Rnd 6 @ Brands Hatch Indy

EDlasia Formula 400 & Blue Haze GP

QUALIFYING - SECTOR ANALYSIS



SECTOR 1 = FL to I1, SECTOR 2 = I1 to FL, DIFF = Difference To Personal Best Lap, P = Crossed Finish Line in Pit Lane, D = Time Disallowed

P1		1 GP		Phil ATKINSON		Yamaha TZ350 - Rose mot centre	
IDEAL LAP TIME : 52.524		BEST LAP TIME : 52.733		DIFFERENCE : 0.209			
LAP	SECTOR 1	SECTOR 2	LAP TIME	MPH	DIFF	TIME OF DAY	
1 -	38.391	23.845	1:02.236	69.87	9.503	09:01:54.550	
2 -	37.119	22.802	59.921	72.57	7.188	09:02:54.471	
3 -	34.151	21.937	56.088	77.53	3.355	09:03:50.559	
4 -	33.737	21.841	55.578	78.24	2.845	09:04:46.137	
5 -	34.008	21.482	55.490	78.36	2.757	09:05:41.627	
6 -	31.883	21.247	53.130 (2)	81.84	0.397	09:06:34.757	
7 -	32.031	21.486	53.517 (3)	81.25	0.784	09:07:28.274	
8 -	31.700	21.033	52.733 (1)	82.46		09:08:21.007	
9 -	31.491	23.496	54.987	79.08	2.254	09:09:15.994	

P2		92 GP		Jordan WAINWRIGHT		Yamaha TZ T -	
IDEAL LAP TIME : 55.233		BEST LAP TIME : 55.233		DIFFERENCE : 0.000			
LAP	SECTOR 1	SECTOR 2	LAP TIME	MPH	DIFF	TIME OF DAY	
1 -	39.510	24.767	1:04.277	67.65	9.044	09:02:07.692	
2 -	36.928	23.315	1:00.243	72.18	5.010	09:03:07.935	
3 -	35.849	23.302	59.151	73.51	3.918	09:04:07.086	
4 -	34.962	22.548	57.510	75.61	2.277	09:05:04.596	
5 -	34.156	22.094	56.250 (2)	77.30	1.017	09:06:00.846	
6 -	34.790	22.580	57.370	75.79	2.137	09:06:58.216	
7 -	33.251	21.982	55.233 (1)	78.73		09:07:53.449	
8 -	34.456	22.383	56.839 (3)	76.50	1.606	09:08:50.288	
9 -	34.022	23.470	57.492	75.63	2.259	09:09:47.780	
10 -	34.593	22.671	57.264	75.93	2.031	09:10:45.044	

P3		85		James ROBINSON		Kawasaki ZXR400 - claire palastanga ceramics	
IDEAL LAP TIME : 55.470		BEST LAP TIME : 55.484		DIFFERENCE : 0.014			
LAP	SECTOR 1	SECTOR 2	LAP TIME	MPH	DIFF	TIME OF DAY	
1 -	36.651	23.953	1:00.604	71.75	5.120	09:01:55.624	
2 -	34.718	22.655	57.373	75.79	1.889	09:02:52.997	
3 -	34.194	22.562	56.756	76.61	1.272	09:03:49.753	
4 -	34.902	22.350	57.252	75.95	1.768	09:04:47.005	
5 -	33.828	23.131	56.959	76.34	1.475	09:05:43.964	
6 -	33.120	22.364	55.484 (1)	78.37		09:06:39.448	
7 -	33.369	22.571	55.940 (3)	77.73	0.456	09:07:35.388	
8 -	33.559	22.621	56.180	77.40	0.696	09:08:31.568	
9 -	33.215	22.490	55.705 (2)	78.06	0.221	09:09:27.273	
10 -	33.763	22.455	56.218	77.35	0.734	09:10:23.491	

P4		3 GP		Tom BARRETT		Honda RS250 - The Two Stroke Workshop	
IDEAL LAP TIME : 55.348		BEST LAP TIME : 55.497		DIFFERENCE : 0.149			
LAP	SECTOR 1	SECTOR 2	LAP TIME	MPH	DIFF	TIME OF DAY	
1 -	40.018	24.606	1:04.624	67.29	9.127	09:02:23.649	
2 -	35.634	23.207	58.841	73.90	3.344	09:03:22.490	
3 -	34.269	22.314	56.583	76.85	1.086	09:04:19.073	
4 -	35.020	22.151	57.171	76.06	1.674	09:05:16.244	
5 -	33.598	22.154	55.752 (2)	77.99	0.255	09:06:11.996	
6 -	33.651	21.846	55.497 (1)	78.35		09:07:07.493	
7 -	34.869	21.934	56.803	76.55	1.306	09:08:04.296	
8 -	35.107	22.825	57.932	75.06	2.435	09:09:02.228	
9 -	33.854	22.347	56.201	77.37	0.704	09:09:58.429	
10 -	33.502	22.634	56.136 (3)	77.46	0.639	09:10:54.565	

Weather / Track : Cloudy / Dry

Brands Hatch Indy
Circuit Length = 1.2079 miles
Start: 09:00 Flag 09:10 End: 09:11

BMCRC - MRO Championships 2021 - Rnd 6 @ Brands Hatch Indy

EDlasia Formula 400 & Blue Haze GP

QUALIFYING - SECTOR ANALYSIS



SECTOR 1 = FL to I1, SECTOR 2 = I1 to FL, DIFF = Difference To Personal Best Lap, P = Crossed Finish Line in Pit Lane, D = Time Disallowed

P5		4		James SEATH		Kawasaki ZXR400 L9 - Ovenden Earthmoving	
IDEAL LAP TIME : 55.474		BEST LAP TIME : 55.659		DIFFERENCE : 0.185			
LAP	SECTOR 1	SECTOR 2	LAP TIME	MPH	DIFF	TIME OF DAY	
1 -	36.800	23.614	1:00.414	71.98	4.755	09:01:49.110	
2 -	34.674	22.896	57.570	75.53	1.911	09:02:46.680	
3 -	34.459	22.561	57.020	76.26	1.361	09:03:43.700	
4 -	34.196	22.972	57.168	76.06	1.509	09:04:40.868	
5 -	33.655	22.265	55.920	77.76	0.261	09:05:36.788	
6 -	33.480	22.179	55.659 (1)	78.12		09:06:32.447	
7 -	33.653	22.260	55.913 (3)	77.77	0.254	09:07:28.360	
8 -	33.706	22.235	55.941	77.73	0.282	09:08:24.301	
9 -	33.295	22.516	55.811 (2)	77.91	0.152	09:09:20.112	
10 -	35.566	22.994	58.560	74.25	2.901	09:10:18.672	

P6		51 GP		Kevin WHOLEY		Yamaha TZ 250 - Twistgrip Motorcycles	
IDEAL LAP TIME : 55.695		BEST LAP TIME : 55.695		DIFFERENCE : 0.000			
LAP	SECTOR 1	SECTOR 2	LAP TIME	MPH	DIFF	TIME OF DAY	
1 -	36.867	24.613	1:01.480	70.73	5.785	09:02:13.477	
2 -	35.732	23.358	59.090	73.59	3.395	09:03:12.567	
3 -	35.492	23.304	58.796	73.96	3.101	09:04:11.363	
4 -	34.802	22.649	57.451	75.69	1.756	09:05:08.814	
5 -	34.754	22.740	57.494	75.63	1.799	09:06:06.308	
6 -	34.418	22.645	57.063	76.20	1.368	09:07:03.371	
7 -	33.436	22.259	55.695 (1)	78.07		09:07:59.066	
8 -	34.125	22.366	56.491 (3)	76.97	0.796	09:08:55.557	
9 -	33.629	22.538	56.167 (2)	77.42	0.472	09:09:51.724	
10 -	34.253	22.500	56.753	76.62	1.058	09:10:48.477	

P7		30 S		Alan COOPER		Yamaha TZR250 - twistgrip motorcycles	
IDEAL LAP TIME : 55.447		BEST LAP TIME : 55.875		DIFFERENCE : 0.428			
LAP	SECTOR 1	SECTOR 2	LAP TIME	MPH	DIFF	TIME OF DAY	
1 -	36.158	23.911	1:00.069	72.39	4.194	09:02:10.784	
2 -	34.186	23.437	57.623	75.46	1.748	09:03:08.407	
3 -	34.709	23.725	58.434	74.41	2.559	09:04:06.841	
4 -	33.591	22.608	56.199 (3)	77.37	0.324	09:05:03.040	
5 -	33.972	22.329	56.301	77.23	0.426	09:05:59.341	
6 -	33.586	22.342	55.928 (2)	77.75	0.053	09:06:55.269	
7 -	33.118	22.757	55.875 (1)	77.82		09:07:51.144	
8 -	34.889	23.180	58.069	74.88	2.194	09:08:49.213	
9 -	34.706	24.076	58.782	73.97	2.907	09:09:47.995	

P8		47		Allan CLARK		Kawasaki ZXR400 - A Clark & Sons Builders	
IDEAL LAP TIME : 56.114		BEST LAP TIME : 56.114		DIFFERENCE : 0.000			
LAP	SECTOR 1	SECTOR 2	LAP TIME	MPH	DIFF	TIME OF DAY	
1 -	38.110	24.351	1:02.461	69.62	6.347	09:02:16.098	
2 -	35.724	23.452	59.176	73.48	3.062	09:03:15.274	
3 -	34.708	23.594	58.302	74.58	2.188	09:04:13.576	
4 -	34.552	22.610	57.162	76.07	1.048	09:05:10.738	
5 -	34.746	23.082	57.828	75.19	1.714	09:06:08.566	
6 -	33.875	22.731	56.606 (3)	76.82	0.492	09:07:05.172	
7 -	33.632	22.482	56.114 (1)	77.49		09:08:01.286	
8 -	35.115	22.950	58.065	74.89	1.951	09:08:59.351	
9 -	33.852	22.538	56.390 (2)	77.11	0.276	09:09:55.741	
10 -	35.240	22.693	57.933	75.06	1.819	09:10:53.674	

Weather / Track : Cloudy / Dry

Brands Hatch Indy
Circuit Length = 1.2079 miles
Start: 09:00 Flag 09:10 End: 09:11

BMCRC - MRO Championships 2021 - Rnd 6 @ Brands Hatch Indy

EDlasia Formula 400 & Blue Haze GP

QUALIFYING - SECTOR ANALYSIS



SECTOR 1 = FL to I1, SECTOR 2 = I1 to FL, DIFF = Difference To Personal Best Lap, P = Crossed Finish Line in Pit Lane, D = Time Disallowed

P9		188 S		Michael STANLEY		-	
IDEAL LAP TIME : 56.145		BEST LAP TIME : 56.145		DIFFERENCE : 0.000			
LAP	SECTOR 1	SECTOR 2	LAP TIME	MPH	DIFF	TIME OF DAY	
1 -	36.135	23.710	59.845	72.66	3.700	09:01:52.483	
2 -	34.893	23.271	58.164	74.76	2.019	09:02:50.647	
3 -	34.367	22.955	57.322	75.86	1.177	09:03:47.969	
4 -	34.890	22.995	57.885	75.12	1.740	09:04:45.854	
5 -	34.771	24.206	58.977	73.73	2.832	09:05:44.831	
6 -	33.893	22.874	56.767 (2)	76.60	0.622	09:06:41.598	
7 -	33.978	23.309	57.287	75.90	1.142	09:07:38.885	
8 -	34.074	23.188	57.262 (3)	75.94	1.117	09:08:36.147	
9 -	34.530	23.660	58.190	74.73	2.045	09:09:34.337	
10 -	33.510	22.635	56.145 (1)	77.45		09:10:30.482	

P10		96 GP		Neil GREGORY		Yamaha TZ250 - SNC Scaffolding	
IDEAL LAP TIME : 56.079		BEST LAP TIME : 56.367		DIFFERENCE : 0.288			
LAP	SECTOR 1	SECTOR 2	LAP TIME	MPH	DIFF	TIME OF DAY	
1 -	38.138	24.091	1:02.229	69.88	5.862	09:02:07.742	
2 -	36.459	23.201	59.660	72.88	3.293	09:03:07.402	
3 -	35.215	22.905	58.120	74.82	1.753	09:04:05.522	
4 -	34.984	23.078	58.062	74.89	1.695	09:05:03.584	
5 -	34.355	22.455	56.810	76.54	0.443	09:06:00.394	
6 -	35.055	22.920	57.975	75.00	1.608	09:06:58.369	
7 -	34.126	22.241	56.367 (1)	77.14		09:07:54.736	
8 -	34.039	22.339	56.378 (2)	77.13	0.011	09:08:51.114	
9 -	33.838	22.958	56.796 (3)	76.56	0.429	09:09:47.910	
10 -	34.760	22.718	57.478	75.65	1.111	09:10:45.388	

P11		75		Gary FRASER		Kawasaki ZXR400 -	
IDEAL LAP TIME : 56.880		BEST LAP TIME : 56.945		DIFFERENCE : 0.065			
LAP	SECTOR 1	SECTOR 2	LAP TIME	MPH	DIFF	TIME OF DAY	
1 -	37.354	24.489	1:01.843	70.31	4.898	09:02:13.141	
2 -	35.751	23.501	59.252	73.39	2.307	09:03:12.393	
3 -	36.127	24.002	1:00.129	72.32	3.184	09:04:12.522	
4 -	34.952	22.626	57.578	75.52	0.633	09:05:10.100	
5 -	34.327	22.618	56.945 (1)	76.36		09:06:07.045	
6 -	34.275	22.741	57.016 (2)	76.26	0.071	09:07:04.061	
7 -	34.427	22.605	57.032 (3)	76.24	0.087	09:08:01.093	

P12		25 R/S		Haydon SMITH		Kawasaki ZXR400 - HI-Precision Engineering Ltd	
IDEAL LAP TIME : 56.595		BEST LAP TIME : 57.022		DIFFERENCE : 0.427			
LAP	SECTOR 1	SECTOR 2	LAP TIME	MPH	DIFF	TIME OF DAY	
1 -	41.657	25.416	1:07.073	64.83	10.051	09:02:11.408	
2 -	37.320	23.506	1:00.826	71.49	3.804	09:03:12.234	
3 -	36.206	23.800	1:00.006	72.46	2.984	09:04:12.240	
4 -	35.611	22.668	58.279	74.61	1.257	09:05:10.519	
5 -	34.578	23.400	57.978	75.00	0.956	09:06:08.497	
6 -	34.917	23.033	57.950	75.04	0.928	09:07:06.447	
7 -	35.385	22.376	57.761	75.28	0.739	09:08:04.208	
8 -	34.788	22.234	57.022 (1)	76.26		09:09:01.230	
9 -	34.361	22.772	57.133 (2)	76.11	0.111	09:09:58.363	
10 -	34.706	22.656	57.362 (3)	75.80	0.340	09:10:55.725	

Weather / Track : Cloudy / Dry

Brands Hatch Indy
Circuit Length = 1.2079 miles
Start: 09:00 Flag 09:10 End: 09:11

BMCRC - MRO Championships 2021 - Rnd 6 @ Brands Hatch Indy

EDlasia Formula 400 & Blue Haze GP

QUALIFYING - SECTOR ANALYSIS



SECTOR 1 = FL to I1, SECTOR 2 = I1 to FL, DIFF = Difference To Personal Best Lap, P = Crossed Finish Line in Pit Lane, D = Time Disallowed

P13 55 S		Paul TOLAND		- Kippers keys		
IDEAL LAP TIME : 56.985		BEST LAP TIME : 57.044		DIFFERENCE : 0.059		
LAP	SECTOR 1	SECTOR 2	LAP TIME	MPH	DIFF	TIME OF DAY
1 -	36.509	23.468	59.977	72.50	2.933	09:01:52.941
2 -	34.895	23.184	58.079	74.87	1.035	09:02:51.020
3 -	34.695	22.991	57.686	75.38	0.642	09:03:48.706
4 -	34.903	23.197	58.100	74.84	1.056	09:04:46.806
5 -	34.753	23.686	58.439	74.41	1.395	09:05:45.245
6 -	34.198	22.846	57.044 (1)	76.23		09:06:42.289
7 -	34.357	22.879	57.236 (2)	75.97	0.192	09:07:39.525
8 -	34.139	23.149	57.288 (3)	75.90	0.244	09:08:36.813
9 -	34.224	23.833	58.057	74.90	1.013	09:09:34.870
10 -	34.414	23.055	57.469	75.66	0.425	09:10:32.339

P14 351 S		Sam DIGBY-BAKER		Kawasaki ZXR400 -		
IDEAL LAP TIME : 56.996		BEST LAP TIME : 57.107		DIFFERENCE : 0.111		
LAP	SECTOR 1	SECTOR 2	LAP TIME	MPH	DIFF	TIME OF DAY
1 -	36.648	23.883	1:00.531	71.84	3.424	09:01:49.776
2 -	35.143	23.321	58.464	74.38	1.357	09:02:48.240
3 -	34.977	23.186	58.163	74.76	1.056	09:03:46.403
4 -	34.785	23.217	58.002	74.97	0.895	09:04:44.405
5 -	36.072	23.409	59.481	73.10	2.374	09:05:43.886
6 -	34.404	22.703	57.107 (1)	76.14		09:06:40.993
7 -	34.446	23.029	57.475 (3)	75.66	0.368	09:07:38.468
8 -	34.319	23.170	57.489	75.64	0.382	09:08:35.957
9 -	34.585	24.051	58.636	74.16	1.529	09:09:34.593
10 -	34.497	22.677	57.174 (2)	76.05	0.067	09:10:31.767

P15 60 S		Daniel GOUGH		Yamaha TZR 250 - G Force Motorcycles		
IDEAL LAP TIME : 57.393		BEST LAP TIME : 57.431		DIFFERENCE : 0.038		
LAP	SECTOR 1	SECTOR 2	LAP TIME	MPH	DIFF	TIME OF DAY
1 -	36.928	23.837	1:00.765	71.56	3.334	09:02:00.908
2 -	35.881	23.533	59.414	73.19	1.983	09:03:00.322
3 -	35.585	23.261	58.846	73.89	1.415	09:03:59.168
4 -	35.142	23.475	58.617	74.18	1.186	09:04:57.785
5 -	35.160	22.962	58.122	74.81	0.691	09:05:55.907
6 -	34.606	22.962	57.568 (2)	75.53	0.137	09:06:53.475
7 -	34.887	23.230	58.117	74.82	0.686	09:07:51.592
8 -	34.744	23.113	57.857 (3)	75.16	0.426	09:08:49.449
9 -	34.647	24.711	59.358	73.26	1.927	09:09:48.807
10 -	34.431	23.000	57.431 (1)	75.71		09:10:46.238

P16 119		James O'MARA		Kawasaki NINJA 300 - BRP Machining Ltd		
IDEAL LAP TIME : 57.582		BEST LAP TIME : 57.582		DIFFERENCE : 0.000		
LAP	SECTOR 1	SECTOR 2	LAP TIME	MPH	DIFF	TIME OF DAY
1 -	37.274	25.487	1:02.761	69.28	5.179	09:02:12.359
2 -	36.019	24.421	1:00.440	71.94	2.858	09:03:12.799
3 -	36.444	25.452	1:01.896	70.25	4.314	09:04:14.695
4 -	35.655	24.626	1:00.281	72.13	2.699	09:05:14.976
5 -	35.209	23.817	59.026 (2)	73.67	1.444	09:06:14.002
6 -	34.196	23.386	57.582 (1)	75.52		09:07:11.584
7 -	39.392	24.297	1:03.689	68.27	6.107	09:08:15.273
8 -	35.026	24.181	59.207 (3)	73.44	1.625	09:09:14.480
9 -	38.419	27.030	1:05.449	66.44	7.867	09:10:19.929

Weather / Track : Cloudy / Dry

Brands Hatch Indy
Circuit Length = 1.2079 miles
Start: 09:00 Flag 09:10 End: 09:11

BMCRC - MRO Championships 2021 - Rnd 6 @ Brands Hatch Indy

EDlasia Formula 400 & Blue Haze GP

QUALIFYING - SECTOR ANALYSIS



SECTOR 1 = FL to I1, SECTOR 2 = I1 to FL, DIFF = Difference To Personal Best Lap, P = Crossed Finish Line in Pit Lane, D = Time Disallowed

P17 42		David ATKINS		Honda CBR 400 NC29 - DA PLUMBING and MECHANICAL LTI			
IDEAL LAP TIME : 57.770		BEST LAP TIME : 57.934		DIFFERENCE : 0.164			
LAP	SECTOR 1	SECTOR 2	LAP TIME	MPH	DIFF	TIME OF DAY	
1 -	40.665	25.182	1:05.847	66.04	7.913	09:02:13.596	
2 -	36.286	23.821	1:00.107	72.34	2.173	09:03:13.703	
3 -	35.761	24.200	59.961	72.52	2.027	09:04:13.664	
4 -	36.003	23.761	59.764	72.76	1.830	09:05:13.428	
5 -	35.363	23.308	58.671	74.11	0.737	09:06:12.099	
6 -	34.620	23.593	58.213	74.70	0.279	09:07:10.312	
7 -	34.710	23.304	58.014	74.95	0.080	09:08:08.326	
8 -	34.639	23.295	57.934 (1)	75.06		09:09:06.260	
9 -	34.793	23.150	57.943 (2)	75.04	0.009	09:10:04.203	
10 -	34.811	23.183	57.994 (3)	74.98	0.060	09:11:02.197	

P18 12 GP		Adrian MARTIN		Yamaha TZ250 - Strategic business development & support ltd			
IDEAL LAP TIME : 57.923		BEST LAP TIME : 58.006		DIFFERENCE : 0.083			
LAP	SECTOR 1	SECTOR 2	LAP TIME	MPH	DIFF	TIME OF DAY	
1 -	38.154	23.938	1:02.092	70.03	4.086	09:01:56.961	
2 -	35.725	23.496	59.221	73.43	1.215	09:02:56.182	
3 -	35.184	23.430	58.614	74.19	0.608	09:03:54.796	
4 -	35.360	23.201	58.561	74.25	0.555	09:04:53.357	
5 -	36.982	23.287	1:00.269	72.15	2.263	09:05:53.626	
6 -	35.279	23.263	58.542	74.28	0.536	09:06:52.168	
7 -	34.921	23.475	58.396 (3)	74.46	0.390	09:07:50.564	
8 -	34.915	23.091	58.006 (1)	74.96		09:08:48.570	
9 -	34.844	23.728	58.572	74.24	0.566	09:09:47.142	
10 -	35.049	23.079	58.128 (2)	74.81	0.122	09:10:45.270	

P19 27 S		Richard HAYWARD		Yamaha TZR - Hazel Motors/ Gforce			
IDEAL LAP TIME : 58.028		BEST LAP TIME : 58.035		DIFFERENCE : 0.007			
LAP	SECTOR 1	SECTOR 2	LAP TIME	MPH	DIFF	TIME OF DAY	
1 -	38.292	25.042	1:03.334	68.66	5.299	09:02:06.650	
2 -	37.265	24.121	1:01.386	70.84	3.351	09:03:08.036	
3 -	36.379	23.510	59.889	72.61	1.854	09:04:07.925	
4 -	35.753	23.999	59.752	72.77	1.717	09:05:07.677	
5 -	35.901	23.531	59.432	73.16	1.397	09:06:07.109	
6 -	35.003	23.032	58.035 (1)	74.93		09:07:05.144	
7 -	34.996	23.618	58.614 (2)	74.19	0.579	09:08:03.758	
8 -	35.287	23.495	58.782 (3)	73.97	0.747	09:09:02.540	

P20 138		Andrew Finlay HOWE		Kawasaki Ninja 300 - Finlay Howe Ltd			
IDEAL LAP TIME : 58.216		BEST LAP TIME : 58.494		DIFFERENCE : 0.278			
LAP	SECTOR 1	SECTOR 2	LAP TIME	MPH	DIFF	TIME OF DAY	
1 -	39.881	25.573	1:05.454	66.43	6.960	09:02:11.097	
2 -	36.790	23.925	1:00.715	71.62	2.221	09:03:11.812	
3 -	36.432	24.267	1:00.699	71.64	2.205	09:04:12.511	
4 -	37.074	24.152	1:01.226	71.02	2.732	09:05:13.737	
5 -	35.544	23.009	58.553 (2)	74.26	0.059	09:06:12.290	
6 -	35.502	22.992	58.494 (1)	74.34		09:07:10.784	
7 -	35.224	23.916	59.140 (3)	73.53	0.646	09:08:09.924	
8 -	35.344	24.308	59.652	72.89	1.158	09:09:09.576	
9 -	35.907	23.771	59.678	72.86	1.184	09:10:09.254	
10 -	36.061	23.675	59.736	72.79	1.242	09:11:08.990	

Weather / Track : Cloudy / Dry

Brands Hatch Indy
Circuit Length = 1.2079 miles
Start: 09:00 Flag 09:10 End: 09:11

BMCRC - MRO Championships 2021 - Rnd 6 @ Brands Hatch Indy

EDlasia Formula 400 & Blue Haze GP

QUALIFYING - SECTOR ANALYSIS



SECTOR 1 = FL to I1, SECTOR 2 = I1 to FL, DIFF = Difference To Personal Best Lap, P = Crossed Finish Line in Pit Lane, D = Time Disallowed

P21 45 R		Jake MARSH		Kawasaki NINJA 300 - Zipped Up Racing		
IDEAL LAP TIME : 59.188		BEST LAP TIME : 59.213		DIFFERENCE : 0.025		
LAP	SECTOR 1	SECTOR 2	LAP TIME	MPH	DIFF	TIME OF DAY
1 -	OUTLAP	25.992	1:12.999	59.57	13.786	09:05:56.663
2 -	37.986	25.215	1:03.201	68.80	3.988	09:06:59.864
3 -	37.086	24.346	1:01.432	70.78	2.219	09:08:01.296
4 -	36.157	24.317	1:00.474 (3)	71.90	1.261	09:09:01.770
5 -	35.882	23.839	59.721 (2)	72.81	0.508	09:10:01.491
6 -	35.349	23.864	59.213 (1)	73.44		09:11:00.704

P22 73 R/S		Colvin TURNER		Yamaha TZR250 -		
IDEAL LAP TIME : 1:00.049		BEST LAP TIME : 1:00.560		DIFFERENCE : 0.511		
LAP	SECTOR 1	SECTOR 2	LAP TIME	MPH	DIFF	TIME OF DAY
1 -	40.311	25.563	1:05.874	66.01	5.314	09:01:59.772
2 -	39.031	25.486	1:04.517	67.40	3.957	09:03:04.289
3 -	38.538	24.472	1:03.010	69.01	2.450	09:04:07.299
4 -	36.148	24.412	1:00.560 (1)	71.80		09:05:07.859
5 -	36.601	24.122	1:00.723 (2)	71.61	0.163	09:06:08.582
6 -	37.664	23.901	1:01.565	70.63	1.005	09:07:10.147
7 -	36.613	24.205	1:00.818 (3)	71.50	0.258	09:08:10.965
8 -	36.461	24.671	1:01.132	71.13	0.572	09:09:12.097

P23 26 GP		Josh WAINWRIGHT		Yamaha TZ250 - JW MOT Centre		
IDEAL LAP TIME : 1:00.130		BEST LAP TIME : 1:00.627		DIFFERENCE : 0.497		
LAP	SECTOR 1	SECTOR 2	LAP TIME	MPH	DIFF	TIME OF DAY
1 -	38.231	24.465	1:02.696 (3)	69.36	2.069	09:01:55.658
2 -	36.298	24.329	1:00.627 (1)	71.72		09:02:56.285
3 -	39.962	IN PIT	3:05.889 P	23.39	2:05.262	09:06:02.174
4 -	OUTLAP	23.832	1:04.450	67.47	3.823	09:07:06.624
5 -	38.434	24.026	1:02.460 (2)	69.62	1.833	09:08:09.084

P24 88 GP		George PRINOS		Yamaha TZ250 - KAPPA PLANNING LTD		
IDEAL LAP TIME : 1:01.299		BEST LAP TIME : 1:01.407		DIFFERENCE : 0.108		
LAP	SECTOR 1	SECTOR 2	LAP TIME	MPH	DIFF	TIME OF DAY
1 -	42.094	27.136	1:09.230	62.81	7.823	09:02:27.213
2 -	42.157	27.170	1:09.327	62.72	7.920	09:03:36.540
3 -	39.761	25.308	1:05.069	66.83	3.662	09:04:41.609
4 -	38.670	25.339	1:04.009	67.93	2.602	09:05:45.618
5 -	38.175	25.087	1:03.262	68.73	1.855	09:06:48.880
6 -	37.188	24.682	1:01.870 (3)	70.28	0.463	09:07:50.750
7 -	37.057	24.510	1:01.567 (2)	70.63	0.160	09:08:52.317
8 -	37.913	24.350	1:02.263	69.84	0.856	09:09:54.580
9 -	36.949	24.458	1:01.407 (1)	70.81		09:10:55.987

P25 999 S		Jim DALTON		Kawasaki ZXR400L1 -		
IDEAL LAP TIME : 1:00.838		BEST LAP TIME : 1:02.129		DIFFERENCE : 1.291		
LAP	SECTOR 1	SECTOR 2	LAP TIME	MPH	DIFF	TIME OF DAY
1 -	41.499	25.831	1:07.330	64.58	5.201	09:02:11.014
2 -	39.123	24.742	1:03.865	68.09	1.736	09:03:14.879
3 -	37.643	24.486	1:02.129 (1)	69.99		09:04:17.008
4 -	38.515	23.796	1:02.311 (3)	69.78	0.182	09:05:19.319
5 -	37.042	25.239	1:02.281 (2)	69.82	0.152	09:06:21.600

Weather / Track : Cloudy / Dry

Brands Hatch Indy
Circuit Length = 1.2079 miles
Start: 09:00 Flag 09:10 End: 09:11

BMCRC - MRO Championships 2021 - Rnd 6 @ Brands Hatch Indy

EDlasia Formula 400 & Blue Haze GP

QUALIFYING - SECTOR ANALYSIS



SECTOR 1 = FL to I1, SECTOR 2 = I1 to FL, DIFF = Difference To Personal Best Lap, P = Crossed Finish Line in Pit Lane, D = Time Disallowed

P26 183		Simon CHAPPELL		Kawasaki NINJA 300 -			
IDEAL LAP TIME : 1:05.270		BEST LAP TIME : 1:05.628		DIFFERENCE : 0.358			
LAP	SECTOR 1	SECTOR 2	LAP TIME	MPH	DIFF	TIME OF DAY	
1 -	45.547	28.268	1:13.815	58.91	8.187	09:02:32.570	
2 -	43.509	26.679	1:10.188	61.95	4.560	09:03:42.758	
3 -	42.732	26.270	1:09.002	63.02	3.374	09:04:51.760	
4 -	41.632	25.486	1:07.118	64.79	1.490	09:05:58.878	
5 -	40.184	26.377	1:06.561	65.33	0.933	09:07:05.439	
6 -	40.032	25.858	1:05.890 (3)	65.99	0.262	09:08:11.329	
7 -	39.784	25.844	1:05.628 (1)	66.26		09:09:16.957	
8 -	40.108	25.677	1:05.785 (2)	66.10	0.157	09:10:22.742	

Weather / Track : Cloudy / Dry

Brands Hatch Indy
 Circuit Length = 1.2079 miles
 Start: 09:00 Flag 09:10 End: 09:11

BMCRC - MRO Championships 2021 - Rnd 6 @ Brands Hatch Indy

EDlasia Formula 400 & Blue Haze GP

QUALIFYING - BEST SECTORS

SECTOR 1			SECTOR 2			IDEAL / BEST COMPARISON						
POS	NO	NAME	TIME	NO	NAME	TIME	POS	NO	NAME	IDEAL	BEST	DIFF
									PERFECT LAP	52.524		
1	1	ATKINSON	31.491	1	ATKINSON	21.033	1	1	ATKINSON	52.524	52.733	0.209
2	30	COOPER	33.118	3	BARRETT	21.846	2	92	WAINWRIGHT	55.233	55.233	0.000
3	85	ROBINSON	33.120	92	WAINWRIGHT	21.982	3	3	BARRETT	55.348	55.497	0.149
4	92	WAINWRIGHT	33.251	4	SEATH	22.179	4	30	COOPER	55.447	55.875	0.428
5	4	SEATH	33.295	25	SMITH	22.234	5	85	ROBINSON	55.470	55.484	0.014
6	51	WHOLEY	33.436	96	GREGORY	22.241	6	4	SEATH	55.474	55.659	0.185
7	3	BARRETT	33.502	51	WHOLEY	22.259	7	51	WHOLEY	55.695	55.695	0.000
8	188	STANLEY	33.510	30	COOPER	22.329	8	96	GREGORY	56.079	56.367	0.288
9	47	CLARK	33.632	85	ROBINSON	22.350	9	47	CLARK	56.114	56.114	0.000
10	96	GREGORY	33.838	47	CLARK	22.482	10	188	STANLEY	56.145	56.145	0.000
11	55	TOLAND	34.139	75	FRASER	22.605	11	25	SMITH	56.595	57.022	0.427
12	119	O'MARA	34.196	188	STANLEY	22.635	12	75	FRASER	56.880	56.945	0.065
13	75	FRASER	34.275	351	DIGBY-BAKER	22.677	13	55	TOLAND	56.985	57.044	0.059
14	351	DIGBY-BAKER	34.319	55	TOLAND	22.846	14	351	DIGBY-BAKER	56.996	57.107	0.111
15	25	SMITH	34.361	60	GOUGH	22.962	15	60	GOUGH	57.393	57.431	0.038
16	60	GOUGH	34.431	138	HOWE	22.992	16	119	O'MARA	57.582	57.582	0.000
17	42	ATKINS	34.620	27	HAYWARD	23.032	17	42	ATKINS	57.770	57.934	0.164
18	12	MARTIN	34.844	12	MARTIN	23.079	18	12	MARTIN	57.923	58.006	0.083
19	27	HAYWARD	34.996	42	ATKINS	23.150	19	27	HAYWARD	58.028	58.035	0.007
20	138	HOWE	35.224	119	O'MARA	23.386	20	138	HOWE	58.216	58.494	0.278
21	45	MARSH	35.349	999	DALTON	23.796	21	45	MARSH	59.188	59.213	0.025
22	73	TURNER	36.148	26	WAINWRIGHT	23.832	22	73	TURNER	1:00.049	1:00.560	0.511
23	26	WAINWRIGHT	36.298	45	MARSH	23.839	23	26	WAINWRIGHT	1:00.130	1:00.627	0.497
24	88	PRINOS	36.949	73	TURNER	23.901	24	999	DALTON	1:00.838	1:02.129	1.291
25	999	DALTON	37.042	88	PRINOS	24.350	25	88	PRINOS	1:01.299	1:01.407	0.108
26	183	CHAPPELL	39.784	183	CHAPPELL	25.486	26	183	CHAPPELL	1:05.270	1:05.628	0.358

Weather / Track : Cloudy / Dry

Results can be found at www.tsl-timing.com

Brands Hatch Indy
Circuit Length = 1.2079 miles
Start: 09:00 Flag 09:10 End: 09:11

Printed - 09:14 Saturday, 02 October 2021

BMCRC - MRO Championships 2021 - Rnd 6 @ Brands Hatch Indy

EDlasia Formula 400 & Blue Haze GP

QUALIFYING - STATISTICS

Competitors Started 26
Planned Start 2021-10-02 @ 09:00:00.000
Actual Start 2021-10-02 @ 09:00:18.784
Finish Time 2021-10-02 @ 09:10:10.084
Track Length 1.2079mi.
Total Laps 233
Total Distance Covered 281.4513mi.

Session Fastest Lap History

NO	CL	NAME	LAP TIME	TIME OF DAY	LAP	VEHICLE
4		James SEATH	1:00.414	09:01:49.137	1	Kawasaki ZXR400 L9
188	S	Michael STANLEY	59.845	09:01:52.498	1	
4		James SEATH	57.570	09:02:46.707	2	Kawasaki ZXR400 L9
85		James ROBINSON	57.373	09:02:53.007	2	Kawasaki ZXR400
4		James SEATH	57.020	09:03:43.727	3	Kawasaki ZXR400 L9
85		James ROBINSON	56.756	09:03:49.763	3	Kawasaki ZXR400
1	GP	Phil ATKINSON	56.088	09:03:50.568	3	Yamaha TZ350
1	GP	Phil ATKINSON	55.578	09:04:46.145	4	Yamaha TZ350
1	GP	Phil ATKINSON	55.490	09:05:41.635	5	Yamaha TZ350
1	GP	Phil ATKINSON	53.130	09:06:34.766	6	Yamaha TZ350
1	GP	Phil ATKINSON	52.733	09:08:21.015	8	Yamaha TZ350

Flag History

TYPE	TIME OF DAY
GREEN	09:00:18.784
FINISH	09:10:10.084

Flag Statistics

TYPE	COUNT	TOTAL LAPS	TOTAL TIME
Green	1	10	10:54.187
Red	0	0	0.000
Safety Car	0	0	0.000
FCY	0	0	0.000

BMCRC - MRO Championships 2021 - Rnd 6 @ Brands Hatch Indy

EDlasia Formula 400 & Blue Haze GP

QUALIFYING - STATISTICS

CLASS :

8 Starters

Fastest Lap History

NO	NAME	LAP TIME	TIME OF DAY	LAP	VEHICLE
4	James SEATH	1:00.414	09:01:49.137	1	Kawasaki ZXR400 L9
4	James SEATH	57.570	09:02:46.707	2	Kawasaki ZXR400 L9
85	James ROBINSON	57.373	09:02:53.007	2	Kawasaki ZXR400
4	James SEATH	57.020	09:03:43.727	3	Kawasaki ZXR400 L9
85	James ROBINSON	56.756	09:03:49.763	3	Kawasaki ZXR400
4	James SEATH	55.920	09:05:36.815	5	Kawasaki ZXR400 L9
4	James SEATH	55.659	09:06:32.473	6	Kawasaki ZXR400 L9
85	James ROBINSON	55.484	09:06:39.458	6	Kawasaki ZXR400

Weather / Track : Cloudy / Dry

Results can be found at www.tsl-timing.com

Page 2 of 6

Brands Hatch Indy
Circuit Length = 1.2079 miles
Start: 09:00 Flag 09:10 End: 09:11

Printed - 09:14 Saturday, 02 October 2021

BMCRC - MRO Championships 2021 - Rnd 6 @ Brands Hatch Indy

EDlasia Formula 400 & Blue Haze GP

QUALIFYING - STATISTICS

CLASS : R

1 Starters

Fastest Lap History

NO	NAME	LAP TIME	TIME OF DAY	LAP	VEHICLE
45	Jake MARSH	1:03.201	09:06:59.875	2	Kawasaki NINJA 300
45	Jake MARSH	1:01.432	09:08:01.296	3	Kawasaki NINJA 300
45	Jake MARSH	1:00.474	09:09:01.780	4	Kawasaki NINJA 300
45	Jake MARSH	59.721	09:10:01.501	5	Kawasaki NINJA 300
45	Jake MARSH	59.213	09:11:00.714	6	Kawasaki NINJA 300

Weather / Track : Cloudy / Dry

Results can be found at www.tsl-timing.com

Page 3 of 6

Brands Hatch Indy
Circuit Length = 1.2079 miles
Start: 09:00 Flag 09:10 End: 09:11

Printed - 09:14 Saturday, 02 October 2021

BMCRC - MRO Championships 2021 - Rnd 6 @ Brands Hatch Indy

EDlasia Formula 400 & Blue Haze GP

QUALIFYING - STATISTICS

CLASS : S

7 Starters

Fastest Lap History

NO	NAME	LAP TIME	TIME OF DAY	LAP	VEHICLE
351	Sam DIGBY-BAKER	1:00.531	09:01:49.803	1	Kawasaki ZXR400
188	Michael STANLEY	59.845	09:01:52.498	1	
351	Sam DIGBY-BAKER	58.464	09:02:48.267	2	Kawasaki ZXR400
188	Michael STANLEY	58.164	09:02:50.662	2	
55	Paul TOLAND	58.079	09:02:51.033	2	
30	Alan COOPER	57.623	09:03:08.434	2	Yamaha TZR250
188	Michael STANLEY	57.322	09:03:47.984	3	
30	Alan COOPER	56.199	09:05:03.066	4	Yamaha TZR250
30	Alan COOPER	55.928	09:06:55.295	6	Yamaha TZR250
30	Alan COOPER	55.875	09:07:51.170	7	Yamaha TZR250

Weather / Track : Cloudy / Dry

Results can be found at www.tsl-timing.com

Page 4 of 6

Brands Hatch Indy
Circuit Length = 1.2079 miles
Start: 09:00 Flag 09:10 End: 09:11

Printed - 09:14 Saturday, 02 October 2021

BMCRC - MRO Championships 2021 - Rnd 6 @ Brands Hatch Indy

EDlasia Formula 400 & Blue Haze GP

QUALIFYING - STATISTICS

CLASS : GP

8 Starters

Fastest Lap History

NO	NAME	LAP TIME	TIME OF DAY	LAP	VEHICLE
1	Phil ATKINSON	1:02.236	09:01:54.560	1	Yamaha TZ350
12	Adrian MARTIN	1:02.092	09:01:56.969	1	Yamaha TZ250
51	Kevin WHOLEY	1:01.480	09:02:13.497	1	Yamaha TZ 250
1	Phil ATKINSON	59.921	09:02:54.480	2	Yamaha TZ350
12	Adrian MARTIN	59.221	09:02:56.189	2	Yamaha TZ250
51	Kevin WHOLEY	59.090	09:03:12.587	2	Yamaha TZ 250
3	Tom BARRETT	58.841	09:03:22.496	2	Honda RS250
1	Phil ATKINSON	56.088	09:03:50.568	3	Yamaha TZ350
1	Phil ATKINSON	55.578	09:04:46.145	4	Yamaha TZ350
1	Phil ATKINSON	55.490	09:05:41.635	5	Yamaha TZ350
1	Phil ATKINSON	53.130	09:06:34.766	6	Yamaha TZ350
1	Phil ATKINSON	52.733	09:08:21.015	8	Yamaha TZ350

Weather / Track : Cloudy / Dry

Results can be found at www.tsl-timing.com

Page 5 of 6

Brands Hatch Indy
Circuit Length = 1.2079 miles
Start: 09:00 Flag 09:10 End: 09:11

Printed - 09:14 Saturday, 02 October 2021

BMCRC - MRO Championships 2021 - Rnd 6 @ Brands Hatch Indy

EDlasia Formula 400 & Blue Haze GP

QUALIFYING - STATISTICS

CLASS : R/S

2 Starters

Fastest Lap History

NO	NAME	LAP TIME	TIME OF DAY	LAP	VEHICLE
73	Colvin TURNER	1:05.874	09:01:59.807	1	Yamaha TZR250
73	Colvin TURNER	1:04.517	09:03:04.323	2	Yamaha TZR250
25	Haydon SMITH	1:00.826	09:03:12.245	2	Kawasaki ZXR400
25	Haydon SMITH	1:00.006	09:04:12.251	3	Kawasaki ZXR400
25	Haydon SMITH	58.279	09:05:10.530	4	Kawasaki ZXR400
25	Haydon SMITH	57.978	09:06:08.508	5	Kawasaki ZXR400
25	Haydon SMITH	57.950	09:07:06.458	6	Kawasaki ZXR400
25	Haydon SMITH	57.761	09:08:04.219	7	Kawasaki ZXR400
25	Haydon SMITH	57.022	09:09:01.241	8	Kawasaki ZXR400

Weather / Track : Cloudy / Dry

Results can be found at www.tsl-timing.com

Page 6 of 6

Brands Hatch Indy
Circuit Length = 1.2079 miles
Start: 09:00 Flag 09:10 End: 09:11

Printed - 09:14 Saturday, 02 October 2021

BMCRC - MRO Championships 2021 - Rnd 6 @ Brands Hatch Indy




EDlasia Formula 400 & Blue Haze GP



RACE 1 - GRID (10 Laps)

ROW 10				28	53	Mark WHITING				
ROW 9		27	22	Rik BALLERINI	26	183	Simon CHAPPELL	25	999	Jim DALTON
ROW 8	24	88	George PRINOS	23	26	Josh WAINWRIGHT	22	73	Colvin TURNER	
ROW 7		21	45	Jake MARSH	20	138	Andrew Finlay HOWE	19	27	Richard HAYWARD
ROW 6	18	12	Adrian MARTIN	17	42	David ATKINS	16	119	James O'MARA	
ROW 5		15	60	Daniel GOUGH	14	351	Sam DIGBY-BAKER	13	55	Paul TOLAND
ROW 4	12	25	Haydon SMITH	11	75	Gary FRASER	10	96	Neil GREGORY	
ROW 3		9	188	Michael STANLEY	8	47	Allan CLARK	7	30	Alan COOPER
ROW 2	6	51	Kevin WHOLEY	5	4	James SEATH	4	3	Tom BARRETT	
ROW 1		3	85	James ROBINSON	2	92	Jordan WAINWRIGHT	1	1	Phil ATKINSON
										Pole



These results are provisional until the conclusion of any judicial and technical matters.

Brands Hatch Indy
Circuit Length = 1.2079 miles

Clerk Of Course :	Stewards :	Timekeeper : Alan Povey
-------------------	------------	-------------------------

Results can be found at www.tsl-timing.com

Printed - 09:15 Saturday, 02 October 2021



BMCRC - MRO Championships 2021 - Rnd 6 @ Brands Hatch Indy

EDlasia Formula 400 & Blue Haze GP

RACE 1 - CLASSIFICATION



POS	NO	CL	PIC NAME	ENTRY	LAPS	TIME	GAP	DIFF	MPH	BEST	ON
1	351	S	1 Sam DIGBY-BAKER	Kawasaki ZXR400 -	10	10:22.113			69.90	1:01.043	3
2	85		1 James ROBINSON	Kawasaki ZXR400 - claire palastanga ceramics	10	10:27.373	5.260	5.260	69.31	1:00.929	4
3	51	GP	1 Kevin WHOLEY	Yamaha TZ 250 - Twistgrip Motorcycles	10	10:41.414	19.301	14.041	67.79	1:00.732	10
4	96	GP	2 Neil GREGORY	Yamaha TZ250 - SNC Scaffolding	10	10:42.355	20.242	0.941	67.69	1:01.030	10
5	12	GP	3 Adrian MARTIN	Yamaha TZ250 - Strategic business development &	10	10:47.378	25.265	5.023	67.17	1:02.916	10
6	30	S	2 Alan COOPER	Yamaha TZR250 - twistgrip motorcycles	10	10:48.429	26.316	1.051	67.06	1:03.192	10
7	55	S	3 Paul TOLAND	- Kippers keys	10	10:48.568	26.455	0.139	67.04	1:03.034	10
8	3	GP	4 Tom BARRETT	Honda RS250 - The Two Stroke Workshop	10	10:48.570	26.457	0.002	67.04	1:02.692	8
9	53	GP	5 Mark WHITING	Yamaha TZ250 - Mark whiting	10	10:53.636	31.523	5.066	66.52	1:03.355	10
10	4*		2 James SEATH	Kawasaki ZXR400 L9 - Ovenden Earthmoving	10	10:53.722	31.609	0.086	66.52	1:01.762	8
11	47		3 Allan CLARK	Kawasaki ZXR400 - A Clark & Sons Builders	10	10:54.806	32.693	1.084	66.41	1:03.597	10
12	60	S	4 Daniel GOUGH	Yamaha TZR 250 - G Force Motorcycles	10	10:55.030	32.917	0.224	66.38	1:03.410	10
13	119		4 James O'MARA	Kawasaki NINJA 300 - BRP Machining Ltd	10	10:55.930	33.817	0.900	66.29	1:03.444	9
14	188	S	5 Michael STANLEY	-	10	10:56.404	34.291	0.474	66.24	1:03.567	10
15	45	R	1 Jake MARSH	Kawasaki NINJA 300 - Zipped Up Racing	10	10:58.180	36.067	1.776	66.07	1:03.824	10
16	42		5 David ATKINS	Honda CBR 400 NC29 - DA PLUMBING and MECH	10	11:05.659	43.546	7.479	65.32	1:04.296	9
17	138		6 Andrew Finlay HOWE	Kawasaki Ninja 300 - Finlay Howe Ltd	10	11:06.205	44.092	0.546	65.27	1:04.369	9
18	999	S	6 Jim DALTON	Kawasaki ZXR400L1 -	10	11:15.932	53.819	9.727	64.33	1:04.836	9
19	183		7 Simon CHAPPELL	Kawasaki NINJA 300 -	9	11:07.060	1 Lap	1 Lap	58.67	1:11.998	9
20	73	R/S	1 Colvin TURNER	Yamaha TZR250 -	8	10:21.087	2 Laps	1 Lap	56.01	1:14.036	2

NOT CLASSIFIED

DNF	25	R/S	Haydon SMITH	Kawasaki ZXR400 - HI-Precision Engineering Ltd	4	4:27.498	6 Laps	4 Laps	65.02	1:04.555	3
DNF	75		Gary FRASER	Kawasaki ZXR400 -	4	4:27.919	6 Laps	0.421	64.92	1:04.137	4
DNF	92	GP	Jordan WAINWRIGHT	Yamaha TZ T -	1	1:08.732	9 Laps	3 Laps	63.26		

FASTEST LAP

	51	GP	Kevin WHOLEY	Yamaha TZ 250 - Twistgrip Motorcycles	10	1:00.732			71.60 mph	115.23 kph	
	85		James ROBINSON	Kawasaki ZXR400 - claire palastanga ceramics	4	1:00.929			71.37 mph	114.86 kph	
	351	S	Sam DIGBY-BAKER	Kawasaki ZXR400 -	3	1:01.043			71.23 mph	114.64 kph	
	45	R	Jake MARSH	Kawasaki NINJA 300 - Zipped Up Racing	10	1:03.824			68.13 mph	109.65 kph	
	25	R/S	Haydon SMITH	Kawasaki ZXR400 - HI-Precision Engineering Ltd	3	1:04.555			67.36 mph	108.40 kph	

* Bike 4 - 10 second penalty applied for jump start

Weather / Track : Rain / Wet

These results are provisional until the conclusion of any judicial and technical matters.

Brands Hatch Indy: 1.2079 miles
Race Distance: 10 Laps / 12.07 miles
Start: 11:36 Flag 11:46 End: 11:47

Clerk Of Course :	Stewards :	Timekeeper : Alan Povey
-------------------	------------	-------------------------

Results can be found at www.tsl-timing.com

Printed - 11:48 Saturday, 02 October 2021



BMCRC - MRO Championships 2021 - Rnd 6 @ Brands Hatch Indy

EDlasia Formula 400 & Blue Haze GP

RACE 1 - LAP CHART

LAP 1 @ 11:37:19.465			LAP 2 @ 11:38:20.574			LAP 3 @ 11:39:21.617			LAP 4 @ 11:40:23.160			LAP 5 @ 11:41:25.374		
NO	BEHIND	LAP TIME	NO	BEHIND	LAP TIME	NO	BEHIND	LAP TIME	NO	BEHIND	LAP TIME	NO	BEHIND	LAP TIME
351		1:08.302	351		1:01.109	351		1:01.043	351		1:01.543	351		1:02.214
92	0.430	1:08.732	51	5.170	1:04.303	85	7.206	1:02.185	85	6.592	1:00.929	85	5.368	1:00.990
51	1.976	1:10.278	3	5.709	1:04.273	51	9.590	1:05.463	51	12.652	1:04.605	96	14.410	1:03.187
3	2.545	1:10.847	4	5.806	1:04.206	3	9.848	1:05.182	30	13.009	1:04.280	51	14.540	1:04.102
4	2.709	1:11.011	85	6.064	1:03.988	30	10.272	1:05.078	96	13.437	1:04.223	12	14.729	1:03.368
30	2.990	1:11.292	30	6.237	1:04.356	96	10.757	1:04.483	12	13.575	1:04.039	30	14.932	1:04.137
85	3.185	1:11.487	96	7.317	1:04.136	12	11.079	1:04.558	3	13.586	1:05.281	3	15.299	1:03.927
55	4.144	1:12.446	12	7.564	1:03.892	4	11.331	1:06.568	4	14.900	1:05.112	4	15.803	1:03.117
188	4.174	1:12.476	55	7.934	1:04.899	47	12.126	1:04.511	47	15.219	1:04.636	55	17.018	1:03.878
96	4.290	1:12.592	47	8.658	1:05.322	55	12.329	1:05.438	55	15.354	1:04.568	47	17.127	1:04.122
47	4.445	1:12.747	25	8.924	1:05.082	25	12.436	1:04.555	25	15.501	1:04.608	53	19.490	1:04.154
12	4.781	1:13.083	188	9.305	1:06.240	75	13.328	1:04.772	75	15.922	1:04.137	60	19.620	1:04.484
25	4.951	1:13.253	75	9.599	1:04.344	188	13.792	1:05.530	188	17.218	1:04.969	188	21.325	1:06.321
75	6.364	1:14.666	60	10.988	1:05.257	60	14.783	1:04.838	60	17.350	1:04.110	45	21.634	1:04.112
119	6.725	1:15.027	53	11.991	1:04.684	53	15.441	1:04.493	53	17.550	1:03.652	119	21.664	1:04.923
60	6.840	1:15.142	45	12.094	1:05.479	119	16.162	1:04.712	119	18.955	1:04.336	42	25.209	1:05.563
45	7.724	1:16.026	119	12.493	1:06.877	45	17.005	1:05.954	45	19.736	1:04.274	138	25.313	1:05.527
138	8.219	1:16.521	42	13.584	1:06.443	42	18.238	1:05.697	42	21.860	1:05.165	999	34.514	1:07.401
42	8.250	1:16.552	138	14.889	1:07.779	138	18.882	1:05.036	138	22.000	1:04.661	183	1:01.099	1:13.980
53	8.416	1:16.718	999	19.266	1:08.994	999	25.405	1:07.182	999	29.327	1:05.465			
999	11.381	1:19.683	183	25.706	1:14.088	183	37.714	1:13.051	183	49.333	1:13.162			
183	12.727	1:21.029	73	26.539	1:14.036	73	40.632	1:15.136	73	55.872	1:16.783			
73	13.612	1:21.914												

Weather / Track : Rain / Wet

Results can be found at www.tsl-timing.com

Page 1 of 2

Brands Hatch Indy
Circuit Length = 1.2079 miles
Start: 11:36 Flag 11:46 End: 11:47

Printed - 11:49 Saturday, 02 October 2021

BMCRC - MRO Championships 2021 - Rnd 6 @ Brands Hatch Indy

EDlasia Formula 400 & Blue Haze GP

RACE 1 - LAP CHART

LAP 6 @ 11:42:27.938			LAP 7 @ 11:43:29.410			LAP 8 @ 11:44:30.678			LAP 9 @ 11:45:31.912			LAP 10 @ 11:46:33.276		
NO	BEHIND	LAP TIME	NO	BEHIND	LAP TIME	NO	BEHIND	LAP TIME	NO	BEHIND	LAP TIME	NO	BEHIND	LAP TIME
351		1:02.564	351		1:01.472	351		1:01.268	351		1:01.234	351		1:01.364
85	4.723	1:01.919	85	4.972	1:01.721	85	4.961	1:01.257	85	5.192	1:01.465	85	5.260	1:01.432
73	1 Lap	1:17.425	183	1 Lap	1:15.346	96	18.968	1:03.550	51	19.933	1:02.067	51	19.301	1:00.732
96	15.198	1:03.352	96	16.686	1:02.960	51	19.100	1:02.502	96	20.576	1:02.842	96	20.242	1:01.030
51	15.791	1:03.815	51	17.866	1:03.547	4	20.129	1:01.762	4	20.689	1:01.794	4	21.609	1:02.284
12	16.201	1:04.036	12	18.627	1:03.898	12	21.652	1:04.293	12	23.713	1:03.295	12	25.265	1:02.916
30	17.358	1:04.990	30	19.600	1:03.714	30	22.336	1:04.004	30	24.488	1:03.386	30	26.316	1:03.192
3	17.460	1:04.725	4	19.635	1:03.357	55	22.709	1:03.107	55	24.785	1:03.310	55	26.455	1:03.034
4	17.750	1:04.511	55	20.870	1:03.877	3	23.019	1:02.692	3	24.822	1:03.037	3	26.457	1:02.999
55	18.465	1:04.011	3	21.595	1:05.607	183	1 Lap	1:12.060	53	29.532	1:03.748	53	31.523	1:03.355
47	18.660	1:04.097	47	23.841	1:06.653	47	26.980	1:04.407	47	30.460	1:04.714	47	32.693	1:03.597
53	21.380	1:04.454	53	24.111	1:04.203	53	27.018	1:04.175	60	30.871	1:04.615	60	32.917	1:03.410
60	22.098	1:05.042	73	1 Lap	1:17.528	60	27.490	1:03.756	119	31.697	1:03.444	119	33.817	1:03.484
188	23.578	1:04.817	60	25.002	1:04.376	188	29.005	1:04.092	188	32.088	1:04.317	188	34.291	1:03.567
119	23.998	1:04.898	188	26.181	1:04.075	119	29.487	1:03.995	45	33.607	1:04.479	45	36.067	1:03.824
45	24.414	1:05.344	119	26.760	1:04.234	45	30.362	1:04.372	183	1 Lap	1:12.346	42	43.546	1:04.776
138	27.970	1:05.221	45	27.258	1:04.316	42	37.072	1:05.246	42	40.134	1:04.296	138	44.092	1:04.754
42	28.346	1:05.701	138	32.921	1:06.423	138	37.567	1:05.914	138	40.702	1:04.369	183	1 Lap	1:11.998
999	38.761	1:06.811	42	33.094	1:06.220	73	1 Lap	1:18.582	999	50.026	1:04.836	999	53.819	1:05.157
			999	42.809	1:05.520	999	46.424	1:04.883	73	1 Lap	1:19.683			

Weather / Track : Rain / Wet

Results can be found at www.tsl-timing.com

Page 2 of 2

Brands Hatch Indy
Circuit Length = 1.2079 miles
Start: 11:36 Flag 11:46 End: 11:47

Printed - 11:49 Saturday, 02 October 2021

BMCRC - MRO Championships 2021 - Rnd 6 @ Brands Hatch Indy

EDlasia Formula 400 & Blue Haze GP

RACE 1 - SECTOR ANALYSIS



SECTOR 1 = FL to I1, SECTOR 2 = I1 to FL, DIFF = Difference To Personal Best Lap, P = Crossed Finish Line in Pit Lane, D = Time Disallowed

P1 351 S		Sam DIGBY-BAKER		Kawasaki ZXR400 -		
IDEAL LAP TIME : 1:00.899		BEST LAP TIME : 1:01.043		DIFFERENCE : 0.144		
LAP	SECTOR 1	SECTOR 2	LAP TIME	MPH	DIFF	TIME OF DAY
1 -		24.554	1:08.302	63.66	7.259	11:37:19.465
2 -	36.701	24.408	1:01.109 (2)	71.16	0.066	11:38:20.574
3 -	36.491	24.552	1:01.043 (1)	71.23		11:39:21.617
4 -	36.959	24.584	1:01.543	70.65	0.500	11:40:23.160
5 -	37.408	24.806	1:02.214	69.89	1.171	11:41:25.374
6 -	37.858	24.706	1:02.564	69.50	1.521	11:42:27.938
7 -	36.946	24.526	1:01.472	70.74	0.429	11:43:29.410
8 -	36.723	24.545	1:01.268	70.97	0.225	11:44:30.678
9 -	36.515	24.719	1:01.234 (3)	71.01	0.191	11:45:31.912
10 -	36.798	24.566	1:01.364	70.86	0.321	11:46:33.276

P2 85		James ROBINSON		Kawasaki ZXR400 - claire palastanga ceramics		
IDEAL LAP TIME : 1:00.669		BEST LAP TIME : 1:00.929		DIFFERENCE : 0.260		
LAP	SECTOR 1	SECTOR 2	LAP TIME	MPH	DIFF	TIME OF DAY
1 -		25.544	1:11.487	60.83	10.558	11:37:22.650
2 -	39.277	24.711	1:03.988	67.95	3.059	11:38:26.638
3 -	38.003	24.182	1:02.185	69.93	1.256	11:39:28.823
4 -	36.663	24.266	1:00.929 (1)	71.37		11:40:29.752
5 -	36.655	24.335	1:00.990 (2)	71.30	0.061	11:41:30.742
6 -	36.659	25.260	1:01.919	70.23	0.990	11:42:32.661
7 -	37.197	24.524	1:01.721	70.45	0.792	11:43:34.382
8 -	36.487	24.770	1:01.257 (3)	70.98	0.328	11:44:35.639
9 -	36.716	24.749	1:01.465	70.74	0.536	11:45:37.104
10 -	36.829	24.603	1:01.432	70.78	0.503	11:46:38.536

P3 51 GP		Kevin WHOLEY		Yamaha TZ 250 - Twistgrip Motorcycles		
IDEAL LAP TIME : 1:00.732		BEST LAP TIME : 1:00.732		DIFFERENCE : 0.000		
LAP	SECTOR 1	SECTOR 2	LAP TIME	MPH	DIFF	TIME OF DAY
1 -		25.313	1:10.278	61.87	9.546	11:37:21.441
2 -	39.179	25.124	1:04.303	67.62	3.571	11:38:25.744
3 -	39.865	25.598	1:05.463	66.42	4.731	11:39:31.207
4 -	39.341	25.264	1:04.605	67.31	3.873	11:40:35.812
5 -	38.911	25.191	1:04.102	67.83	3.370	11:41:39.914
6 -	38.952	24.863	1:03.815	68.14	3.083	11:42:43.729
7 -	38.887	24.660	1:03.547	68.43	2.815	11:43:47.276
8 -	38.106	24.396	1:02.502 (3)	69.57	1.770	11:44:49.778
9 -	37.984	24.083	1:02.067 (2)	70.06	1.335	11:45:51.845
10 -	36.818	23.914	1:00.732 (1)	71.60		11:46:52.577

P4 96 GP		Neil GREGORY		Yamaha TZ250 - SNC Scaffolding		
IDEAL LAP TIME : 1:01.030		BEST LAP TIME : 1:01.030		DIFFERENCE : 0.000		
LAP	SECTOR 1	SECTOR 2	LAP TIME	MPH	DIFF	TIME OF DAY
1 -		25.421	1:12.592	59.90	11.562	11:37:23.755
2 -	38.711	25.425	1:04.136	67.80	3.106	11:38:27.891
3 -	39.213	25.270	1:04.483	67.43	3.453	11:39:32.374
4 -	39.255	24.968	1:04.223	67.71	3.193	11:40:36.597
5 -	38.450	24.737	1:03.187	68.82	2.157	11:41:39.784
6 -	38.467	24.885	1:03.352	68.64	2.322	11:42:43.136
7 -	38.124	24.836	1:02.960 (3)	69.06	1.930	11:43:46.096
8 -	38.581	24.969	1:03.550	68.42	2.520	11:44:49.646
9 -	38.174	24.668	1:02.842 (2)	69.19	1.812	11:45:52.488
10 -	36.866	24.164	1:01.030 (1)	71.25		11:46:53.518

Weather / Track : Rain / Wet

Brands Hatch Indy
Circuit Length = 1.2079 miles
Start: 11:36 Flag 11:46 End: 11:47

BMCRC - MRO Championships 2021 - Rnd 6 @ Brands Hatch Indy

EDlasia Formula 400 & Blue Haze GP

RACE 1 - SECTOR ANALYSIS



SECTOR 1 = FL to I1, SECTOR 2 = I1 to FL, DIFF = Difference To Personal Best Lap, P = Crossed Finish Line in Pit Lane, D = Time Disallowed

P5 12 GP		Adrian MARTIN		Yamaha TZ250 - Strategic business development & support ltd			
IDEAL LAP TIME : 1:02.558		BEST LAP TIME : 1:02.916		DIFFERENCE : 0.358			
LAP	SECTOR 1	SECTOR 2	LAP TIME	MPH	DIFF	TIME OF DAY	
1 -		25.524	1:13.083	59.50	10.167	11:37:24.246	
2 -	38.878	25.014	1:03.892	68.06	0.976	11:38:28.138	
3 -	39.567	24.991	1:04.558	67.35	1.642	11:39:32.696	
4 -	39.573	24.466	1:04.039	67.90	1.123	11:40:36.735	
5 -	38.874	24.494	1:03.368 (3)	68.62	0.452	11:41:40.103	
6 -	39.687	24.349	1:04.036	67.90	1.120	11:42:44.139	
7 -	39.200	24.698	1:03.898	68.05	0.982	11:43:48.037	
8 -	38.366	25.927	1:04.293	67.63	1.377	11:44:52.330	
9 -	38.818	24.477	1:03.295 (2)	68.70	0.379	11:45:55.625	
10 -	38.209	24.707	1:02.916 (1)	69.11		11:46:58.541	

P6 30 S		Alan COOPER		Yamaha TZR250 - twistgrip motorcycles			
IDEAL LAP TIME : 1:02.522		BEST LAP TIME : 1:03.192		DIFFERENCE : 0.670			
LAP	SECTOR 1	SECTOR 2	LAP TIME	MPH	DIFF	TIME OF DAY	
1 -		25.569	1:11.292	60.99	8.100	11:37:22.455	
2 -	39.334	25.022	1:04.356	67.57	1.164	11:38:26.811	
3 -	40.187	24.891	1:05.078	66.82	1.886	11:39:31.889	
4 -	39.352	24.928	1:04.280	67.65	1.088	11:40:36.169	
5 -	39.182	24.955	1:04.137	67.80	0.945	11:41:40.306	
6 -	39.780	25.210	1:04.990	66.91	1.798	11:42:45.296	
7 -	38.219	25.495	1:03.714 (3)	68.25	0.522	11:43:49.010	
8 -	38.226	25.778	1:04.004	67.94	0.812	11:44:53.014	
9 -	38.378	25.008	1:03.386 (2)	68.60	0.194	11:45:56.400	
10 -	37.631	25.561	1:03.192 (1)	68.81		11:46:59.592	

P7 55 S		Paul TOLAND		- Kippers keys			
IDEAL LAP TIME : 1:02.720		BEST LAP TIME : 1:03.034		DIFFERENCE : 0.314			
LAP	SECTOR 1	SECTOR 2	LAP TIME	MPH	DIFF	TIME OF DAY	
1 -		26.605	1:12.446	60.02	9.412	11:37:23.609	
2 -	39.194	25.705	1:04.899	67.00	1.865	11:38:28.508	
3 -	39.478	25.960	1:05.438	66.45	2.404	11:39:33.946	
4 -	39.083	25.485	1:04.568	67.34	1.534	11:40:38.514	
5 -	38.338	25.540	1:03.878	68.07	0.844	11:41:42.392	
6 -	38.641	25.370	1:04.011	67.93	0.977	11:42:46.403	
7 -	37.956	25.921	1:03.877	68.07	0.843	11:43:50.280	
8 -	37.396	25.711	1:03.107 (2)	68.90	0.073	11:44:53.387	
9 -	37.986	25.324	1:03.310 (3)	68.68	0.276	11:45:56.697	
10 -	37.639	25.395	1:03.034 (1)	68.98		11:46:59.731	

P8 3 GP		Tom BARRETT		Honda RS250 - The Two Stroke Workshop			
IDEAL LAP TIME : 1:02.613		BEST LAP TIME : 1:02.692		DIFFERENCE : 0.079			
LAP	SECTOR 1	SECTOR 2	LAP TIME	MPH	DIFF	TIME OF DAY	
1 -		25.883	1:10.847	61.37	8.155	11:37:22.010	
2 -	38.953	25.320	1:04.273	67.65	1.581	11:38:26.283	
3 -	40.027	25.155	1:05.182	66.71	2.490	11:39:31.465	
4 -	40.510	24.771	1:05.281	66.61	2.589	11:40:36.746	
5 -	39.089	24.838	1:03.927	68.02	1.235	11:41:40.673	
6 -	39.630	25.095	1:04.725	67.18	2.033	11:42:45.398	
7 -	38.695	26.912	1:05.607	66.28	2.915	11:43:51.005	
8 -	37.842	24.850	1:02.692 (1)	69.36		11:44:53.697	
9 -	38.035	25.002	1:03.037 (3)	68.98	0.345	11:45:56.734	
10 -	37.847	25.152	1:02.999 (2)	69.02	0.307	11:46:59.733	

Weather / Track : Rain / Wet

Brands Hatch Indy
Circuit Length = 1.2079 miles
Start: 11:36 Flag 11:46 End: 11:47

BMCRC - MRO Championships 2021 - Rnd 6 @ Brands Hatch Indy

EDlasia Formula 400 & Blue Haze GP

RACE 1 - SECTOR ANALYSIS



SECTOR 1 = FL to I1, SECTOR 2 = I1 to FL, DIFF = Difference To Personal Best Lap, P = Crossed Finish Line in Pit Lane, D = Time Disallowed

P9 53 GP Mark WHITING			Yamaha TZ250 - Mark whiting			
IDEAL LAP TIME : 1:02.795		BEST LAP TIME : 1:03.355		DIFFERENCE : 0.560		
LAP	SECTOR 1	SECTOR 2	LAP TIME	MPH	DIFF	TIME OF DAY
1 -		26.856	1:16.718	56.68	13.363	11:37:27.881
2 -	39.283	25.401	1:04.684	67.22	1.329	11:38:32.565
3 -	39.382	25.111	1:04.493	67.42	1.138	11:39:37.058
4 -	38.586	25.066	1:03.652 (2)	68.31	0.297	11:40:40.710
5 -	38.919	25.235	1:04.154	67.78	0.799	11:41:44.864
6 -	38.784	25.670	1:04.454	67.46	1.099	11:42:49.318
7 -	39.105	25.098	1:04.203	67.73	0.848	11:43:53.521
8 -	38.504	25.671	1:04.175	67.76	0.820	11:44:57.696
9 -	38.910	24.838	1:03.748 (3)	68.21	0.393	11:46:01.444
10 -	37.957	25.398	1:03.355 (1)	68.63		11:47:04.799

P10 4 James SEATH			Kawasaki ZXR400 L9 - Ovenden Earthmoving			
IDEAL LAP TIME : 1:01.684		BEST LAP TIME : 1:01.762		DIFFERENCE : 0.078		
LAP	SECTOR 1	SECTOR 2	LAP TIME	MPH	DIFF	TIME OF DAY
1 -		25.756	1:11.011	61.23	9.249	11:37:22.174
2 -	39.051	25.155	1:04.206	67.72	2.444	11:38:26.380
3 -	40.914	25.654	1:06.568	65.32	4.806	11:39:32.948
4 -	39.462	25.650	1:05.112	66.78	3.350	11:40:38.060
5 -	38.115	25.002	1:03.117	68.89	1.355	11:41:41.177
6 -	39.488	25.023	1:04.511	67.40	2.749	11:42:45.688
7 -	38.143	25.214	1:03.357	68.63	1.595	11:43:49.045
8 -	37.290	24.472	1:01.762 (1)	70.40		11:44:50.807
9 -	37.212	24.582	1:01.794 (2)	70.37	0.032	11:45:52.601
10 -	37.651	24.633	1:02.284 (3)	69.81	0.522	11:46:54.885

P11 47 Allan CLARK			Kawasaki ZXR400 - A Clark & Sons Builders			
IDEAL LAP TIME : 1:03.274		BEST LAP TIME : 1:03.597		DIFFERENCE : 0.323		
LAP	SECTOR 1	SECTOR 2	LAP TIME	MPH	DIFF	TIME OF DAY
1 -		26.006	1:12.747	59.77	9.150	11:37:23.910
2 -	39.907	25.415	1:05.322	66.57	1.725	11:38:29.232
3 -	39.241	25.270	1:04.511	67.40	0.914	11:39:33.743
4 -	38.972	25.664	1:04.636	67.27	1.039	11:40:38.379
5 -	38.711	25.411	1:04.122 (3)	67.81	0.525	11:41:42.501
6 -	38.788	25.309	1:04.097 (2)	67.84	0.500	11:42:46.598
7 -	38.230	28.423	1:06.653	65.24	3.056	11:43:53.251
8 -	38.656	25.751	1:04.407	67.51	0.810	11:44:57.658
9 -	39.546	25.168	1:04.714	67.19	1.117	11:46:02.372
10 -	38.106	25.491	1:03.597 (1)	68.37		11:47:05.969

P12 60 S Daniel GOUGH			Yamaha TZR 250 - G Force Motorcycles			
IDEAL LAP TIME : 1:03.196		BEST LAP TIME : 1:03.410		DIFFERENCE : 0.214		
LAP	SECTOR 1	SECTOR 2	LAP TIME	MPH	DIFF	TIME OF DAY
1 -		26.987	1:15.142	57.87	11.732	11:37:26.305
2 -	39.773	25.484	1:05.257	66.63	1.847	11:38:31.562
3 -	39.254	25.584	1:04.838	67.06	1.428	11:39:36.400
4 -	38.915	25.195	1:04.110 (3)	67.83	0.700	11:40:40.510
5 -	38.397	26.087	1:04.484	67.43	1.074	11:41:44.994
6 -	39.140	25.902	1:05.042	66.85	1.632	11:42:50.036
7 -	38.680	25.696	1:04.376	67.55	0.966	11:43:54.412
8 -	38.068	25.688	1:03.756 (2)	68.20	0.346	11:44:58.168
9 -	39.376	25.239	1:04.615	67.30	1.205	11:46:02.783
10 -	38.282	25.128	1:03.410 (1)	68.57		11:47:06.193

Weather / Track : Rain / Wet

Brands Hatch Indy
Circuit Length = 1.2079 miles
Start: 11:36 Flag 11:46 End: 11:47

BMCRC - MRO Championships 2021 - Rnd 6 @ Brands Hatch Indy

EDlasia Formula 400 & Blue Haze GP

RACE 1 - SECTOR ANALYSIS



SECTOR 1 = FL to I1, SECTOR 2 = I1 to FL, DIFF = Difference To Personal Best Lap, P = Crossed Finish Line in Pit Lane, D = Time Disallowed

P13 119		James O'MARA		Kawasaki NINJA 300 - BRP Machining Ltd			
IDEAL LAP TIME : 1:03.184		BEST LAP TIME : 1:03.444		DIFFERENCE : 0.260			
LAP	SECTOR 1	SECTOR 2	LAP TIME	MPH	DIFF	TIME OF DAY	
1 -		26.865	1:15.027	57.95	11.583	11:37:26.190	
2 -	40.401	26.476	1:06.877	65.02	3.433	11:38:33.067	
3 -	38.906	25.806	1:04.712	67.19	1.268	11:39:37.779	
4 -	38.422	25.914	1:04.336	67.59	0.892	11:40:42.115	
5 -	38.213	26.710	1:04.923	66.98	1.479	11:41:47.038	
6 -	38.876	26.022	1:04.898	67.00	1.454	11:42:51.936	
7 -	38.519	25.715	1:04.234	67.69	0.790	11:43:56.170	
8 -	38.572	25.423	1:03.995 (3)	67.95	0.551	11:45:00.165	
9 -	37.761	25.683	1:03.444 (1)	68.54		11:46:03.609	
10 -	37.956	25.528	1:03.484 (2)	68.49	0.040	11:47:07.093	

P14 188 S		Michael STANLEY		-			
IDEAL LAP TIME : 1:03.230		BEST LAP TIME : 1:03.567		DIFFERENCE : 0.337			
LAP	SECTOR 1	SECTOR 2	LAP TIME	MPH	DIFF	TIME OF DAY	
1 -		26.486	1:12.476	59.99	8.909	11:37:23.639	
2 -	39.994	26.246	1:06.240	65.64	2.673	11:38:29.879	
3 -	39.410	26.120	1:05.530	66.36	1.963	11:39:35.409	
4 -	39.230	25.739	1:04.969	66.93	1.402	11:40:40.378	
5 -	39.663	26.658	1:06.321	65.56	2.754	11:41:46.699	
6 -	39.129	25.688	1:04.817	67.09	1.250	11:42:51.516	
7 -	38.476	25.599	1:04.075 (2)	67.86	0.508	11:43:55.591	
8 -	38.867	25.225	1:04.092 (3)	67.84	0.525	11:44:59.683	
9 -	38.468	25.849	1:04.317	67.61	0.750	11:46:04.000	
10 -	38.005	25.562	1:03.567 (1)	68.40		11:47:07.567	

P15 45 R		Jake MARSH		Kawasaki NINJA 300 - Zipped Up Racing			
IDEAL LAP TIME : 1:03.352		BEST LAP TIME : 1:03.824		DIFFERENCE : 0.472			
LAP	SECTOR 1	SECTOR 2	LAP TIME	MPH	DIFF	TIME OF DAY	
1 -		27.214	1:16.026	57.19	12.202	11:37:27.189	
2 -	39.595	25.884	1:05.479	66.41	1.655	11:38:32.668	
3 -	40.035	25.919	1:05.954	65.93	2.130	11:39:38.622	
4 -	38.730	25.544	1:04.274 (3)	67.65	0.450	11:40:42.896	
5 -	38.030	26.082	1:04.112 (2)	67.82	0.288	11:41:47.008	
6 -	39.538	25.806	1:05.344	66.54	1.520	11:42:52.352	
7 -	38.890	25.426	1:04.316	67.61	0.492	11:43:56.668	
8 -	39.050	25.322	1:04.372	67.55	0.548	11:45:01.040	
9 -	38.326	26.153	1:04.479	67.44	0.655	11:46:05.519	
10 -	38.356	25.468	1:03.824 (1)	68.13		11:47:09.343	

P16 42		David ATKINS		Honda CBR 400 NC29 - DA PLUMBING and MECHANICAL LTI			
IDEAL LAP TIME : 1:04.296		BEST LAP TIME : 1:04.296		DIFFERENCE : 0.000			
LAP	SECTOR 1	SECTOR 2	LAP TIME	MPH	DIFF	TIME OF DAY	
1 -		27.300	1:16.552	56.80	12.256	11:37:27.715	
2 -	40.375	26.068	1:06.443	65.44	2.147	11:38:34.158	
3 -	39.481	26.216	1:05.697	66.19	1.401	11:39:39.855	
4 -	39.329	25.836	1:05.165 (3)	66.73	0.869	11:40:45.020	
5 -	39.666	25.897	1:05.563	66.32	1.267	11:41:50.583	
6 -	39.511	26.190	1:05.701	66.18	1.405	11:42:56.284	
7 -	39.955	26.265	1:06.220	65.66	1.924	11:44:02.504	
8 -	38.956	26.290	1:05.246	66.64	0.950	11:45:07.750	
9 -	38.510	25.786	1:04.296 (1)	67.63		11:46:12.046	
10 -	38.730	26.046	1:04.776 (2)	67.13	0.480	11:47:16.822	

Weather / Track : Rain / Wet

Brands Hatch Indy
Circuit Length = 1.2079 miles
Start: 11:36 Flag 11:46 End: 11:47

BMCRC - MRO Championships 2021 - Rnd 6 @ Brands Hatch Indy

EDlasia Formula 400 & Blue Haze GP

RACE 1 - SECTOR ANALYSIS



SECTOR 1 = FL to I1, SECTOR 2 = I1 to FL, DIFF = Difference To Personal Best Lap, P = Crossed Finish Line in Pit Lane, D = Time Disallowed

P17 138		Andrew Finlay HOWE		Kawasaki Ninja 300 - Finlay Howe Ltd			
IDEAL LAP TIME : 1:03.978		BEST LAP TIME : 1:04.369		DIFFERENCE : 0.391			
LAP	SECTOR 1	SECTOR 2	LAP TIME	MPH	DIFF	TIME OF DAY	
1 -		27.182	1:16.521	56.82	12.152	11:37:27.684	
2 -	41.890	25.889	1:07.779	64.15	3.410	11:38:35.463	
3 -	39.926	25.110	1:05.036	66.86	0.667	11:39:40.499	
4 -	39.555	25.106	1:04.661 (2)	67.25	0.292	11:40:45.160	
5 -	40.064	25.463	1:05.527	66.36	1.158	11:41:50.687	
6 -	40.155	25.066	1:05.221	66.67	0.852	11:42:55.908	
7 -	40.557	25.866	1:06.423	65.46	2.054	11:44:02.331	
8 -	39.527	26.387	1:05.914	65.97	1.545	11:45:08.245	
9 -	39.026	25.343	1:04.369 (1)	67.55		11:46:12.614	
10 -	38.912	25.842	1:04.754 (3)	67.15	0.385	11:47:17.368	

P18 999 S		Jim DALTON		Kawasaki ZXR400L1 -			
IDEAL LAP TIME : 1:04.778		BEST LAP TIME : 1:04.836		DIFFERENCE : 0.058			
LAP	SECTOR 1	SECTOR 2	LAP TIME	MPH	DIFF	TIME OF DAY	
1 -		27.760	1:19.683	54.57	14.847	11:37:30.846	
2 -	42.656	26.338	1:08.994	63.02	4.158	11:38:39.840	
3 -	41.095	26.087	1:07.182	64.72	2.346	11:39:47.022	
4 -	39.774	25.691	1:05.465	66.42	0.629	11:40:52.487	
5 -	41.280	26.121	1:07.401	64.51	2.565	11:41:59.888	
6 -	40.950	25.861	1:06.811	65.08	1.975	11:43:06.699	
7 -	39.908	25.612	1:05.520	66.37	0.684	11:44:12.219	
8 -	39.658	25.225	1:04.883 (2)	67.02	0.047	11:45:17.102	
9 -	39.716	25.120	1:04.836 (1)	67.07		11:46:21.938	
10 -	39.904	25.253	1:05.157 (3)	66.74	0.321	11:47:27.095	

P19 183		Simon CHAPPELL		Kawasaki NINJA 300 -			
IDEAL LAP TIME : 1:11.373		BEST LAP TIME : 1:11.998		DIFFERENCE : 0.625			
LAP	SECTOR 1	SECTOR 2	LAP TIME	MPH	DIFF	TIME OF DAY	
1 -		28.822	1:21.029	53.66	9.031	11:37:32.192	
2 -	45.319	28.769	1:14.088	58.69	2.090	11:38:46.280	
3 -	44.630	28.421	1:13.051	59.52	1.053	11:39:59.331	
4 -	45.268	27.894	1:13.162	59.43	1.164	11:41:12.493	
5 -	44.862	29.118	1:13.980	58.78	1.982	11:42:26.473	
6 -	46.757	28.589	1:15.346	57.71	3.348	11:43:41.819	
7 -	44.248	27.812	1:12.060 (2)	60.34	0.062	11:44:53.879	
8 -	43.750	28.596	1:12.346 (3)	60.10	0.348	11:46:06.225	
9 -	43.561	28.437	1:11.998 (1)	60.39		11:47:18.223	

P20 73 R/S		Colvin TURNER		Yamaha TZR250 -			
IDEAL LAP TIME : 1:14.036		BEST LAP TIME : 1:14.036		DIFFERENCE : 0.000			
LAP	SECTOR 1	SECTOR 2	LAP TIME	MPH	DIFF	TIME OF DAY	
1 -		29.026	1:21.914	53.08	7.878	11:37:33.077	
2 -	45.110	28.926	1:14.036 (1)	58.73		11:38:47.113	
3 -	45.251	29.885	1:15.136 (2)	57.87	1.100	11:40:02.249	
4 -	46.556	30.227	1:16.783 (3)	56.63	2.747	11:41:19.032	
5 -	46.928	30.497	1:17.425	56.16	3.389	11:42:36.457	
6 -	47.300	30.228	1:17.528	56.09	3.492	11:43:53.985	
7 -	47.092	31.490	1:18.582	55.33	4.546	11:45:12.567	
8 -	48.202	31.481	1:19.683	54.57	5.647	11:46:32.250	

Weather / Track : Rain / Wet

Brands Hatch Indy
Circuit Length = 1.2079 miles
Start: 11:36 Flag 11:46 End: 11:47

BMCRC - MRO Championships 2021 - Rnd 6 @ Brands Hatch Indy

EDlasia Formula 400 & Blue Haze GP

RACE 1 - SECTOR ANALYSIS



SECTOR 1 = FL to I1, SECTOR 2 = I1 to FL, DIFF = Difference To Personal Best Lap, P = Crossed Finish Line in Pit Lane, D = Time Disallowed

P21 25 R/S		Haydon SMITH		Kawasaki ZXR400 - HI-Precision Engineering Ltd			
IDEAL LAP TIME : 1:04.146		BEST LAP TIME : 1:04.555		DIFFERENCE : 0.409			
LAP	SECTOR 1	SECTOR 2	LAP TIME	MPH	DIFF	TIME OF DAY	
1 -		25.937	1:13.253	59.36	8.698	11:37:24.416	
2 -	39.826	25.256	1:05.082 (3)	66.81	0.527	11:38:29.498	
3 -	39.327	25.228	1:04.555 (1)	67.36		11:39:34.053	
4 -	39.206	25.402	1:04.608 (2)	67.30	0.053	11:40:38.661	

P22 75		Gary FRASER		Kawasaki ZXR400 -			
IDEAL LAP TIME : 1:04.087		BEST LAP TIME : 1:04.137		DIFFERENCE : 0.050			
LAP	SECTOR 1	SECTOR 2	LAP TIME	MPH	DIFF	TIME OF DAY	
1 -		26.213	1:14.666	58.24	10.529	11:37:25.829	
2 -	39.097	25.247	1:04.344 (2)	67.58	0.207	11:38:30.173	
3 -	39.439	25.333	1:04.772 (3)	67.13	0.635	11:39:34.945	
4 -	38.840	25.297	1:04.137 (1)	67.80		11:40:39.082	

P23 92 GP		Jordan WAINWRIGHT		Yamaha TZ T -			
IDEAL LAP TIME :		BEST LAP TIME :		DIFFERENCE :			
LAP	SECTOR 1	SECTOR 2	LAP TIME	MPH	DIFF	TIME OF DAY	
1 -		24.559	1:08.732	63.26		11:37:19.895	

BMCRC - MRO Championships 2021 - Rnd 6 @ Brands Hatch Indy

EDlasia Formula 400 & Blue Haze GP

RACE 1 - BEST SECTORS

SECTOR 1			SECTOR 2			IDEAL / BEST COMPARISON						
POS	NO	NAME	TIME	NO	NAME	TIME	POS	NO	NAME	IDEAL	BEST	DIFF
									PERFECT LAP	1:00.401		
1	85	ROBINSON	36.487	51	WHOLEY	23.914	1	85	ROBINSON	1:00.669	1:00.929	0.260
2	351	DIGBY-BAKER	36.491	96	GREGORY	24.164	2	51	WHOLEY	1:00.732	1:00.732	0.000
3	51	WHOLEY	36.818	85	ROBINSON	24.182	3	351	DIGBY-BAKER	1:00.899	1:01.043	0.144
4	96	GREGORY	36.866	12	MARTIN	24.349	4	96	GREGORY	1:01.030	1:01.030	0.000
5	4	SEATH	37.212	351	DIGBY-BAKER	24.408	5	4	SEATH	1:01.684	1:01.762	0.078
6	55	TOLAND	37.396	4	SEATH	24.472	6	30	COOPER	1:02.522	1:03.192	0.670
7	30	COOPER	37.631	92	WAINWRIGHT	24.559	7	12	MARTIN	1:02.558	1:02.916	0.358
8	119	O'MARA	37.761	3	BARRETT	24.771	8	3	BARRETT	1:02.613	1:02.692	0.079
9	3	BARRETT	37.842	53	WHITING	24.838	9	55	TOLAND	1:02.720	1:03.034	0.314
10	53	WHITING	37.957	30	COOPER	24.891	10	53	WHITING	1:02.795	1:03.355	0.560
11	188	STANLEY	38.005	138	HOWE	25.066	11	119	O'MARA	1:03.184	1:03.444	0.260
12	45	MARSH	38.030	999	DALTON	25.120	12	60	GOUGH	1:03.196	1:03.410	0.214
13	60	GOUGH	38.068	60	GOUGH	25.128	13	188	STANLEY	1:03.230	1:03.567	0.337
14	47	CLARK	38.106	47	CLARK	25.168	14	47	CLARK	1:03.274	1:03.597	0.323
15	12	MARTIN	38.209	188	STANLEY	25.225	15	45	MARSH	1:03.352	1:03.824	0.472
16	42	ATKINS	38.510	25	SMITH	25.228	16	138	HOWE	1:03.978	1:04.369	0.391
17	75	FRASER	38.840	75	FRASER	25.247	17	75	FRASER	1:04.087	1:04.137	0.050
18	138	HOWE	38.912	45	MARSH	25.322	18	25	SMITH	1:04.146	1:04.555	0.409
19	25	SMITH	38.918	55	TOLAND	25.324	19	42	ATKINS	1:04.296	1:04.296	0.000
20	999	DALTON	39.658	119	O'MARA	25.423	20	999	DALTON	1:04.778	1:04.836	0.058
21	183	CHAPPELL	43.561	42	ATKINS	25.786	21	183	CHAPPELL	1:11.373	1:11.998	0.625
22	73	TURNER	45.110	183	CHAPPELL	27.812	22	73	TURNER	1:14.036	1:14.036	0.000
23				73	TURNER	28.926	23	92	WAINWRIGHT			

Weather / Track : Rain / Wet

Results can be found at www.tsl-timing.com

Brands Hatch Indy
Circuit Length = 1.2079 miles
Start: 11:36 Flag 11:46 End: 11:47

Printed - 11:49 Saturday, 02 October 2021

BMCRC - MRO Championships 2021 - Rnd 6 @ Brands Hatch Indy

EDlasia Formula 400 & Blue Haze GP

RACE 1 - STATISTICS

Competitors Started 23
Planned Start 2021-10-02 @ 11:50:00.000
Actual Start 2021-10-02 @ 11:36:11.162
Finish Time 2021-10-02 @ 11:46:32.249
Track Length 1.2079mi.
Total Laps 206
Total Distance Covered 248.8367mi.

Session Fastest Lap History

NO	CL	NAME	LAP TIME	TIME OF DAY	LAP	VEHICLE
351	S	Sam DIGBY-BAKER	1:01.109	11:38:20.603	2	Kawasaki ZXR400
351	S	Sam DIGBY-BAKER	1:01.043	11:39:21.645	3	Kawasaki ZXR400
85		James ROBINSON	1:00.929	11:40:29.763	4	Kawasaki ZXR400
51	GP	Kevin WHOLEY	1:00.732	11:46:52.597	10	Yamaha TZ 250

Session Leader History

NO	CL	NAME	FROM LAP	LAPS LED	DISTANCE	VEHICLE
351	S	Sam DIGBY-BAKER	1	10	12.07 miles	Kawasaki ZXR400

Flag History

TYPE	TIME OF DAY
GREEN	11:36:11.162
FINISH	11:46:32.249

Flag Statistics

TYPE	COUNT	TOTAL LAPS	TOTAL TIME
Green	1	10	11:23.761
Red	0	0	0.000
Safety Car	0	0	0.000
FCY	0	0	0.000

BMCRC - MRO Championships 2021 - Rnd 6 @ Brands Hatch Indy

EDlasia Formula 400 & Blue Haze GP

RACE 1 - STATISTICS

CLASS :

8 Starters

Fastest Lap History

NO	NAME	LAP TIME	TIME OF DAY	LAP	VEHICLE
4	James SEATH	1:04.206	11:38:26.380	2	Kawasaki ZXR400 L9
85	James ROBINSON	1:03.988	11:38:26.649	2	Kawasaki ZXR400
85	James ROBINSON	1:02.185	11:39:28.835	3	Kawasaki ZXR400
85	James ROBINSON	1:00.929	11:40:29.763	4	Kawasaki ZXR400

Leader History

NO	NAME	FROM LAP	LAPS LED	DISTANCE	VEHICLE
4	James SEATH	1	2	2.41 miles	Kawasaki ZXR400 L9
85	James ROBINSON	3	8	9.66 miles	Kawasaki ZXR400

Weather / Track : Rain / Wet

Results can be found at www.tsl-timing.com

Page 2 of 6

Brands Hatch Indy
Circuit Length = 1.2079 miles
Start: 11:36 Flag 11:46 End: 11:47

Printed - 11:49 Saturday, 02 October 2021

BMCRC - MRO Championships 2021 - Rnd 6 @ Brands Hatch Indy

EDlasia Formula 400 & Blue Haze GP

RACE 1 - STATISTICS

CLASS : R

1 Starters

Fastest Lap History

NO	NAME	LAP TIME	TIME OF DAY	LAP	VEHICLE
45	Jake MARSH	1:05.479	11:38:32.678	2	Kawasaki NINJA 300
45	Jake MARSH	1:04.274	11:40:42.907	4	Kawasaki NINJA 300
45	Jake MARSH	1:04.112	11:41:47.019	5	Kawasaki NINJA 300
45	Jake MARSH	1:03.824	11:47:09.354	10	Kawasaki NINJA 300

Leader History

NO	NAME	FROM LAP	LAPS LED	DISTANCE	VEHICLE
45	Jake MARSH	1	10	12.07 miles	Kawasaki NINJA 300

BMCRC - MRO Championships 2021 - Rnd 6 @ Brands Hatch Indy

EDlasia Formula 400 & Blue Haze GP

RACE 1 - STATISTICS

CLASS : S

6 Starters

Fastest Lap History

NO	NAME	LAP TIME	TIME OF DAY	LAP	VEHICLE
351	Sam DIGBY-BAKER	1:01.109	11:38:20.603	2	Kawasaki ZXR400
351	Sam DIGBY-BAKER	1:01.043	11:39:21.645	3	Kawasaki ZXR400

Leader History

NO	NAME	FROM LAP	LAPS LED	DISTANCE	VEHICLE
351	Sam DIGBY-BAKER	1	10	12.07 miles	Kawasaki ZXR400

BMCRC - MRO Championships 2021 - Rnd 6 @ Brands Hatch Indy

EDlasia Formula 400 & Blue Haze GP

RACE 1 - STATISTICS

CLASS : GP

6 Starters

Fastest Lap History

NO	NAME	LAP TIME	TIME OF DAY	LAP	VEHICLE
51	Kevin WHOLEY	1:04.303	11:38:25.765	2	Yamaha TZ 250
3	Tom BARRETT	1:04.273	11:38:26.290	2	Honda RS250
96	Neil GREGORY	1:04.136	11:38:27.916	2	Yamaha TZ250
12	Adrian MARTIN	1:03.892	11:38:28.145	2	Yamaha TZ250
53	Mark WHITING	1:03.652	11:40:40.713	4	Yamaha TZ250
96	Neil GREGORY	1:03.187	11:41:39.809	5	Yamaha TZ250
96	Neil GREGORY	1:02.960	11:43:46.112	7	Yamaha TZ250
51	Kevin WHOLEY	1:02.502	11:44:49.799	8	Yamaha TZ 250
51	Kevin WHOLEY	1:02.067	11:45:51.865	9	Yamaha TZ 250
51	Kevin WHOLEY	1:00.732	11:46:52.597	10	Yamaha TZ 250

Leader History

NO	NAME	FROM LAP	LAPS LED	DISTANCE	VEHICLE
92	Jordan WAINWRIGHT	1	1	1.20 miles	Yamaha TZ T
51	Kevin WHOLEY	2	3	3.62 miles	Yamaha TZ 250
96	Neil GREGORY	5	4	4.83 miles	Yamaha TZ250
51	Kevin WHOLEY	9	2	2.41 miles	Yamaha TZ 250

Weather / Track : Rain / Wet

Results can be found at www.tsl-timing.com

Page 5 of 6

Brands Hatch Indy
Circuit Length = 1.2079 miles
Start: 11:36 Flag 11:46 End: 11:47

Printed - 11:49 Saturday, 02 October 2021

BMCRC - MRO Championships 2021 - Rnd 6 @ Brands Hatch Indy

EDlasia Formula 400 & Blue Haze GP

RACE 1 - STATISTICS

CLASS : R/S

2 Starters

Fastest Lap History

NO	NAME	LAP TIME	TIME OF DAY	LAP	VEHICLE
25	Haydon SMITH	1:05.082	11:38:29.508	2	Kawasaki ZXR400
25	Haydon SMITH	1:04.555	11:39:34.053	3	Kawasaki ZXR400

Leader History

NO	NAME	FROM LAP	LAPS LED	DISTANCE	VEHICLE
25	Haydon SMITH	1	4	4.83 miles	Kawasaki ZXR400
73	Colvin TURNER	5	4	4.83 miles	Yamaha TZR250

BMCRC - MRO Championships 2021 - Rnd 6 @ Brands Hatch Indy



EDlasia Formula 400 & Blue Haze GP



RACE 1 - GRID (12 Laps)

ROW 10			28	88	George PRINOS						
ROW 9		27	27	Richard HAYWARD	26	26	Josh WAINWRIGHT	25	22	Rik BALLERINI	
ROW 8	24	1	Phil ATKINSON	23	92	Jordan WAINWRIGHT	22	73	Colvin TURNER	1:14.036	
ROW 7			21	183	Simon CHAPPELL	20	999	Jim DALTON	19	25	Haydon SMITH
ROW 6	18	138	Andrew Finlay HOWE	17	42	David ATKINS	16	75	Gary FRASER	1:04.369	
ROW 5			15	45	Jake MARSH	14	47	Allan CLARK	13	188	Michael STANLEY
ROW 4	12	119	James O'MARA	11	60	Daniel GOUGH	10	53	Mark WHITING	1:04.296	
ROW 3			9	30	Alan COOPER	8	55	Paul TOLAND	7	12	Adrian MARTIN
ROW 2	6	3	Tom BARRETT	5	4	James SEATH	4	351	Sam DIGBY-BAKER	1:03.192	
ROW 1			3	96	Neil GREGORY	2	85	James ROBINSON	1	51	Kevin WHOLEY
										Pole	

Brands Hatch Indy

Circuit Length = 1.2079 miles

These results are provisional until the conclusion of any judicial and technical matters.

Clerk Of Course :	Stewards :	Timekeeper : Alan Povey
-------------------	------------	-------------------------

Results can be found at www.tsl-timing.com

Printed - 11:51 Saturday, 02 October 2021



BMCRC - MRO Championships 2021 - Rnd 6 @ Brands Hatch Indy



EDlasia Formula 400 & Blue Haze GP



RACE 1 - CLASSIFICATION - AMENDED

POS	NO	CL	PIC NAME	ENTRY	LAPS	TIME	GAP	DIFF	MPH	BEST	ON
1	51	GP	1 Kevin WHOLEY	Yamaha TZ 250 - Twistgrip Motorcycles	12	11:19.625			76.78	55.453	10
2	30*	S	1 Alan COOPER	Yamaha TZR250 - twistgrip motorcycles	12	11:28.049	8.424	8.424	75.84	55.923	6
3	4		1 James SEATH	Kawasaki ZXR400 L9 - Ovenden Earthmoving	12	11:29.293	9.668	1.244	75.70	56.371	5
4	351	S	2 Sam DIGBY-BAKER	Kawasaki ZXR400 -	12	11:29.771	10.146	0.478	75.65	56.016	9
5	55	S	3 Paul TOLAND	- Kippers keys	12	11:29.885	10.260	0.114	75.64	56.040	11
6	188	S	4 Michael STANLEY	-	12	11:30.223	10.598	0.338	75.60	55.537	12
7	3	GP	2 Tom BARRETT	Honda RS250 - The Two Stroke Workshop	12	11:31.249	11.624	1.026	75.49	55.960	12
8	47		2 Allan CLARK	Kawasaki ZXR400 - A Clark & Sons Builders	12	11:52.388	32.763	21.139	73.25	56.911	6
9	12	GP	3 Adrian MARTIN	Yamaha TZ250 - Strategic business development &	12	11:55.441	35.816	3.053	72.93	57.703	12
10	96	GP	4 Neil GREGORY	Yamaha TZ250 - SNC Scaffolding	12	11:55.555	35.930	0.114	72.92	57.658	12
11	53	GP	5 Mark WHITING	Yamaha TZ250 - Mark whiting	12	11:55.847	36.222	0.292	72.89	57.837	12
12	88	GP	6 George PRINOS	Yamaha TZ250 - KAPPA PLANNING LTD	12	11:58.712	39.087	2.865	72.60	58.313	10
13	27	S	5 Richard HAYWARD	Yamaha TZR - Hazel Motors/ Gforce	12	11:58.805	39.180	0.093	72.59	58.780	7
14	75		3 Gary FRASER	Kawasaki ZXR400 -	12	11:58.935	39.310	0.130	72.58	58.253	12
15	60	S	6 Daniel GOUGH	Yamaha TZR 250 - G Force Motorcycles	12	11:59.367	39.742	0.432	72.54	58.198	12
16	119	R	1 James O'MARA	Kawasaki NINJA 300 - BRP Machining Ltd	12	11:59.742	40.117	0.375	72.50	57.956	11
17	138		4 Andrew Finlay HOWE	Kawasaki Ninja 300 - Finlay Howe Ltd	12	12:00.347	40.722	0.605	72.44	57.276	12
18	25	R/S	1 Haydon SMITH	Kawasaki ZXR400 - HI-Precision Engineering Ltd	11	11:23.879	1 Lap	1 Lap	69.94	59.971	11
19	42		5 David ATKINS	Honda CBR 400 NC29 - DA PLUMBING and MECH	11	11:24.005	1 Lap	0.126	69.93	1:00.182	4
20	183		6 Simon CHAPPELL	Kawasaki NINJA 300 -	11	12:17.505	1 Lap	53.500	64.86	1:04.590	10

NOT CLASSIFIED

DNF	85		James ROBINSON	Kawasaki ZXR400 - claire palastanga ceramics	11	10:36.023	1 Lap		75.20	56.539	10
DNF	45	R	Jake MARSH	Kawasaki NINJA 300 - Zipped Up Racing	6	6:15.875	6 Laps	5 Laps	69.41	1:00.268	6
DNF	999	S	Jim DALTON	Kawasaki ZXR400L1 -	1	1:13.926	11 Laps	5 Laps	58.82		
DNF	1	GP	Phil ATKINSON	Yamaha TZ350 - Rose mot centre	0						
DNF	26	GP	Josh WAINWRIGHT	Yamaha TZ250 - JW MOT Centre	0						

FASTEST LAP

	51	GP	Kevin WHOLEY	Yamaha TZ 250 - Twistgrip Motorcycles	10	55.453			78.41 mph	126.20 kph	
	188	S	Michael STANLEY	-	12	55.537			78.30 mph	126.01 kph	
	4		James SEATH	Kawasaki ZXR400 L9 - Ovenden Earthmoving	5	56.371			77.14 mph	124.14 kph	
	119	R	James O'MARA	Kawasaki NINJA 300 - BRP Machining Ltd	11	57.956			75.03 mph	120.75 kph	
	25	R/S	Haydon SMITH	Kawasaki ZXR400 - HI-Precision Engineering Ltd	11	59.971			72.51 mph	116.69 kph	

* Bike 30 - Please fit a working transponder
 Class GP - 92.5% of Race Speed = 71.02 mph
 Class S - 92.5% of Race Speed = 70.15 mph
 Class R - 92.5% of Race Speed = 70.02 mph
 Class R/S - 92.5% of Race Speed = 64.69 mph

Brands Hatch Indy: 1.2079 miles
 Race Distance: 12 Laps / 14.49 miles
 Start: 10:33 Flag 10:44 End: 10:45

Weather / Track : Cloudy / Dry

These results are provisional until the conclusion of any judicial and technical matters.

Clerk Of Course :	Stewards :	Timekeeper : Alan Povey
-------------------	------------	-------------------------

Results can be found at www.tsl-timing.com

Printed - 11:07 Sunday, 03 October 2021



BMCRC - MRO Championships 2021 - Rnd 6 @ Brands Hatch Indy

EDlasia Formula 400 & Blue Haze GP

RACE 1 - LAP CHART

LAP 1 @ 10:34:17.715			LAP 2 @ 10:35:15.082			LAP 3 @ 10:36:11.445			LAP 4 @ 10:37:07.669			LAP 5 @ 10:38:03.930		
NO	BEHIND	LAP TIME	NO	BEHIND	LAP TIME	NO	BEHIND	LAP TIME	NO	BEHIND	LAP TIME	NO	BEHIND	LAP TIME
51		1:01.712	51		57.367	51		56.363	51		56.224	51		56.261
4	0.226	1:01.938	85	0.353	57.297	85	0.970	56.980	4	1.275	56.438	4	1.385	56.371
85	0.423	1:02.135	4	0.493	57.634	4	1.061	56.931	85	1.327	56.581	85	2.320	57.254
351	1.502	1:03.214	351	1.004	56.869	351	1.753	57.112	351	2.107	56.578	351	2.689	56.843
55	1.730	1:03.442	55	1.826	57.463	55	2.155	56.692	55	3.033	57.102	55	3.844	57.072
12	3.279	1:04.991	3	4.262	58.095	3	4.393	56.494	3	4.533	56.364	30	4.770	55.953
3	3.534	1:05.246	30	5.526	59.108	30	5.185	56.022	30	5.078	56.117	3	4.974	56.702
188	3.648	1:05.360	188	5.626	59.345	188	6.079	56.816	188	6.859	57.004	188	7.341	56.743
30	3.785	1:05.497	12	7.388	1:01.476	12	10.919	59.894	47	13.833	59.016	47	14.772	57.200
53	4.276	1:05.988	53	7.646	1:00.737	47	11.041	59.417	27	14.988	59.531	27	17.730	59.003
60	4.958	1:06.670	60	7.769	1:00.178	27	11.681	1:00.102	12	15.025	1:00.330	12	18.383	59.619
27	5.113	1:06.825	27	7.942	1:00.196	53	11.788	1:00.505	60	15.161	59.580	53	18.731	59.489
119	5.478	1:07.190	47	7.987	59.723	60	11.805	1:00.399	53	15.503	59.939	96	19.235	59.715
47	5.631	1:07.343	96	8.602	59.717	96	12.312	1:00.073	96	15.781	59.693	75	19.419	59.554
96	6.252	1:07.964	75	8.764	59.642	75	12.592	1:00.191	75	16.126	59.758	60	19.517	1:00.617
75	6.489	1:08.201	119	8.967	1:00.856	138	13.196	1:00.024	138	16.641	59.669	88	19.537	59.066
138	7.872	1:09.584	138	9.535	59.030	119	13.224	1:00.620	88	16.732	59.517	138	20.764	1:00.384
45	8.177	1:09.889	88	10.576	59.272	88	13.439	59.226	119	16.782	59.782	119	20.951	1:00.430
88	8.671	1:10.383	45	12.986	1:02.176	45	18.035	1:01.412	42	23.048	1:00.182	42	27.364	1:00.577
42	8.808	1:10.520	42	14.544	1:03.103	42	19.090	1:00.909	45	23.228	1:01.417	45	27.680	1:00.713
25	9.343	1:11.055	25	15.255	1:03.279	25	20.551	1:01.659	25	26.243	1:01.916	25	30.780	1:00.798
999	12.214	1:13.926	183	23.919	1:07.017	183	34.221	1:06.665	183	45.956	1:07.959			
183	14.269	1:15.981												

Weather / Track : Cloudy / Dry

BMCRC - MRO Championships 2021 - Rnd 6 @ Brands Hatch Indy

EDlasia Formula 400 & Blue Haze GP

RACE 1 - LAP CHART

LAP 6 @ 10:39:00.076			LAP 7 @ 10:39:56.274			LAP 8 @ 10:40:52.595			LAP 9 @ 10:41:48.446			LAP 10 @ 10:42:43.899		
NO	BEHIND	LAP TIME	NO	BEHIND	LAP TIME	NO	BEHIND	LAP TIME	NO	BEHIND	LAP TIME	NO	BEHIND	LAP TIME
51		56.146	51		56.198	51		56.321	51		55.851	51		55.453
183	1 Lap	1:06.571	4	3.331	56.993	4	4.467	57.457	4	5.747	57.131	4	6.987	56.693
4	2.536	57.297	55	6.072	58.052	30	6.101	56.296	30	6.512	56.262	30	7.752	56.693
85	3.240	57.066	30	6.126	57.777	55	7.224	57.473	351	7.457	56.016	351	8.116	56.112
351	3.506	56.963	85	6.596	59.554	351	7.292	56.859	55	8.524	57.151	55	9.396	56.325
55	4.218	56.520	351	6.754	59.446	85	7.575	57.300	85	8.839	57.115	85	9.925	56.539
30	4.547	55.923	3	7.774	59.100	3	8.008	56.555	3	8.984	56.827	3	10.600	57.069
3	4.872	56.044	188	8.451	56.873	188	8.669	56.539	188	9.722	56.904	188	10.700	56.431
188	7.776	56.581	183	1 Lap	1:04.830	183	1 Lap	1:06.461	47	23.275	59.149	47	26.133	58.311
47	15.537	56.911	47	17.506	58.167	47	19.977	58.792	96	29.046	57.665	12	31.621	58.007
27	20.390	58.806	27	22.972	58.780	27	25.826	59.175	12	29.067	57.956	96	31.815	58.222
12	21.311	59.074	12	23.874	58.761	12	26.962	59.409	27	29.094	59.119	53	31.934	57.991
53	21.652	59.067	53	24.463	59.009	96	27.232	59.008	53	29.396	57.972	88	33.046	58.313
96	22.217	59.128	96	24.545	58.526	53	27.275	59.133	183	1 Lap	1:06.553	27	33.167	59.526
88	22.276	58.885	88	24.699	58.621	88	27.425	59.047	88	30.186	58.612	75	34.456	59.028
75	22.820	59.547	75	25.459	58.837	75	28.061	58.923	75	30.881	58.671	60	35.052	59.173
60	23.687	1:00.316	60	26.085	58.596	60	28.763	58.999	60	31.332	58.420	119	35.712	58.639
119	24.446	59.641	119	27.087	58.839	119	29.986	59.220	119	32.526	58.391	138	37.227	59.762
138	24.461	59.843	138	27.663	59.400	138	30.035	58.693	138	32.918	58.734	183	1 Lap	1:05.320
45	31.802	1:00.268	42	36.994	1:01.309	42	43.512	1:02.839	42	49.343	1:01.682	42	54.957	1:01.067
42	31.883	1:00.665	25	40.587	1:01.107	25	45.299	1:01.033	25	50.927	1:01.479			
25	35.678	1:01.044												

Weather / Track : Cloudy / Dry

Brands Hatch Indy
Circuit Length = 1.2079 miles
Start: 10:33 Flag 10:44 End: 10:45

BMCRC - MRO Championships 2021 - Rnd 6 @ Brands Hatch Indy

EDlasia Formula 400 & Blue Haze GP

RACE 1 - LAP CHART

LAP 11 @ 10:43:39.729			LAP 12 @ 10:44:35.628		
NO	BEHIND	LAP TIME	NO	BEHIND	LAP TIME
51		55.830	51		55.899
25	1 Lap	1:00.538	25	1 Lap	59.971
30	8.042	56.120	42	1 Lap	1:01.152
4	8.376	57.219	30	8.424	56.281
351	9.148	56.862	4	9.668	57.191
55	9.606	56.040	351	10.146	56.897
188	10.960	56.090	55	10.260	56.553
3	11.563	56.793	188	10.598	55.537
85	12.297	58.202	3	11.624	55.960
47	29.406	59.103	47	32.763	59.256
12	34.012	58.221	12	35.816	57.703
96	34.171	58.186	96	35.930	57.658
53	34.284	58.180	53	36.222	57.837
88	35.652	58.436	88	39.087	59.334
27	36.260	58.923	27	39.180	58.819
75	36.956	58.330	75	39.310	58.253
60	37.443	58.221	60	39.742	58.198
119	37.838	57.956	119	40.117	58.178
138	39.345	57.948	138	40.722	57.276
183	1 Lap	1:04.590	183	1 Lap	1:05.558

Weather / Track : Cloudy / Dry

Results can be found at www.tsl-timing.com

Page 3 of 3

Brands Hatch Indy
Circuit Length = 1.2079 miles
Start: 10:33 Flag 10:44 End: 10:45

Printed - 10:47 Sunday, 03 October 2021

BMCRC - MRO Championships 2021 - Rnd 6 @ Brands Hatch Indy

EDlasia Formula 400 & Blue Haze GP

RACE 1 - SECTOR ANALYSIS



SECTOR 1 = FL to I1, SECTOR 2 = I1 to FL, DIFF = Difference To Personal Best Lap, P = Crossed Finish Line in Pit Lane, D = Time Disallowed

P1		51 GP		Kevin WHOLEY		Yamaha TZ 250 - Twistgrip Motorcycles	
IDEAL LAP TIME : 55.425		BEST LAP TIME : 55.453		DIFFERENCE : 0.028			
LAP	SECTOR 1	SECTOR 2	LAP TIME	MPH	DIFF	TIME OF DAY	
1 -		23.090	1:01.712	70.46	6.259	10:34:17.715	
2 -	34.511	22.856	57.367	75.80	1.914	10:35:15.082	
3 -	33.839	22.524	56.363	77.15	0.910	10:36:11.445	
4 -	33.683	22.541	56.224	77.34	0.771	10:37:07.669	
5 -	33.694	22.567	56.261	77.29	0.808	10:38:03.930	
6 -	33.717	22.429	56.146	77.45	0.693	10:39:00.076	
7 -	33.639	22.559	56.198	77.38	0.745	10:39:56.274	
8 -	33.542	22.779	56.321	77.21	0.868	10:40:52.595	
9 -	33.405	22.446	55.851 (3)	77.86	0.398	10:41:48.446	
10 -	33.199	22.254	55.453 (1)	78.41		10:42:43.899	
11 -	33.496	22.334	55.830 (2)	77.89	0.377	10:43:39.729	
12 -	33.673	22.226	55.899	77.79	0.446	10:44:35.628	

P2		30 S		Alan COOPER		Yamaha TZR250 - twistgrip motorcycles	
IDEAL LAP TIME :		BEST LAP TIME : 55.923		DIFFERENCE :			
LAP	SECTOR 1	SECTOR 2	LAP TIME	MPH	DIFF	TIME OF DAY	
1 -			1:05.497	66.39	9.574	10:34:21.500	
2 -			59.108	73.57	3.185	10:35:20.608	
3 -			56.022 (3)	77.62	0.099	10:36:16.630	
4 -			56.117	77.49	0.194	10:37:12.747	
5 -			55.953 (2)	77.71	0.030	10:38:08.700	
6 -			55.923 (1)	77.76		10:39:04.623	
7 -			57.777	75.26	1.854	10:40:02.400	
8 -			56.296	77.24	0.373	10:40:58.696	
9 -			56.262	77.29	0.339	10:41:54.958	
10 -			56.693	76.70	0.770	10:42:51.651	
11 -			56.120	77.48	0.197	10:43:47.771	
12 -			56.281	77.26	0.358	10:44:44.052	

P3		4		James SEATH		Kawasaki ZXR400 L9 - Ovenden Earthmoving	
IDEAL LAP TIME : 55.997		BEST LAP TIME : 56.371		DIFFERENCE : 0.374			
LAP	SECTOR 1	SECTOR 2	LAP TIME	MPH	DIFF	TIME OF DAY	
1 -		22.987	1:01.938	70.20	5.567	10:34:17.941	
2 -	34.719	22.915	57.634	75.45	1.263	10:35:15.575	
3 -	34.424	22.507	56.931	76.38	0.560	10:36:12.506	
4 -	34.074	22.364	56.438 (2)	77.05	0.067	10:37:08.944	
5 -	33.633	22.738	56.371 (1)	77.14		10:38:05.315	
6 -	34.348	22.949	57.297	75.89	0.926	10:39:02.612	
7 -	34.132	22.861	56.993	76.30	0.622	10:39:59.605	
8 -	34.428	23.029	57.457	75.68	1.086	10:40:57.062	
9 -	34.551	22.580	57.131	76.11	0.760	10:41:54.193	
10 -	34.134	22.559	56.693 (3)	76.70	0.322	10:42:50.886	
11 -	34.413	22.806	57.219	75.99	0.848	10:43:48.105	
12 -	34.245	22.946	57.191	76.03	0.820	10:44:45.296	

Weather / Track : Cloudy / Dry

Brands Hatch Indy
Circuit Length = 1.2079 miles
Start: 10:33 Flag 10:44 End: 10:45

BMCRC - MRO Championships 2021 - Rnd 6 @ Brands Hatch Indy

EDlasia Formula 400 & Blue Haze GP

RACE 1 - SECTOR ANALYSIS



SECTOR 1 = FL to I1, SECTOR 2 = I1 to FL, DIFF = Difference To Personal Best Lap, P = Crossed Finish Line in Pit Lane, D = Time Disallowed

P4		351 S		Sam DIGBY-BAKER		Kawasaki ZXR400 -	
IDEAL LAP TIME : 55.906		BEST LAP TIME : 56.016		DIFFERENCE : 0.110			
LAP	SECTOR 1	SECTOR 2	LAP TIME	MPH	DIFF	TIME OF DAY	
1 -		23.130	1:03.214	68.79	7.198	10:34:19.217	
2 -	34.095	22.774	56.869	76.46	0.853	10:35:16.086	
3 -	34.401	22.711	57.112	76.14	1.096	10:36:13.198	
4 -	34.126	22.452	56.578 (3)	76.86	0.562	10:37:09.776	
5 -	34.016	22.827	56.843	76.50	0.827	10:38:06.619	
6 -	34.045	22.918	56.963	76.34	0.947	10:39:03.582	
7 -	36.066	23.380	59.446	73.15	3.430	10:40:03.028	
8 -	33.881	22.978	56.859	76.48	0.843	10:40:59.887	
9 -	33.496	22.520	56.016 (1)	77.63		10:41:55.903	
10 -	33.454	22.658	56.112 (2)	77.49	0.096	10:42:52.015	
11 -	33.746	23.116	56.862	76.47	0.846	10:43:48.877	
12 -	34.020	22.877	56.897	76.42	0.881	10:44:45.774	

P5		55 S		Paul TOLAND		- Kippers keys	
IDEAL LAP TIME : 56.040		BEST LAP TIME : 56.040		DIFFERENCE : 0.000			
LAP	SECTOR 1	SECTOR 2	LAP TIME	MPH	DIFF	TIME OF DAY	
1 -		23.644	1:03.442	68.54	7.402	10:34:19.445	
2 -	34.340	23.123	57.463	75.67	1.423	10:35:16.908	
3 -	33.701	22.991	56.692	76.70	0.652	10:36:13.600	
4 -	34.159	22.943	57.102	76.15	1.062	10:37:10.702	
5 -	34.273	22.799	57.072	76.19	1.032	10:38:07.774	
6 -	33.853	22.667	56.520 (3)	76.93	0.480	10:39:04.294	
7 -	34.863	23.189	58.052	74.90	2.012	10:40:02.346	
8 -	34.293	23.180	57.473	75.66	1.433	10:40:59.819	
9 -	34.120	23.031	57.151	76.08	1.111	10:41:56.970	
10 -	33.614	22.711	56.325 (2)	77.20	0.285	10:42:53.295	
11 -	33.507	22.533	56.040 (1)	77.59		10:43:49.335	
12 -	33.735	22.818	56.553	76.89	0.513	10:44:45.888	

P6		188 S		Michael STANLEY		-	
IDEAL LAP TIME : 55.537		BEST LAP TIME : 55.537		DIFFERENCE : 0.000			
LAP	SECTOR 1	SECTOR 2	LAP TIME	MPH	DIFF	TIME OF DAY	
1 -		23.543	1:05.360	66.53	9.823	10:34:21.363	
2 -	36.039	23.306	59.345	73.27	3.808	10:35:20.708	
3 -	33.736	23.080	56.816	76.53	1.279	10:36:17.524	
4 -	33.893	23.111	57.004	76.28	1.467	10:37:14.528	
5 -	33.779	22.964	56.743	76.63	1.206	10:38:11.271	
6 -	33.709	22.872	56.581	76.85	1.044	10:39:07.852	
7 -	33.533	23.340	56.873	76.46	1.336	10:40:04.725	
8 -	33.477	23.062	56.539	76.91	1.002	10:41:01.264	
9 -	33.730	23.174	56.904	76.42	1.367	10:41:58.168	
10 -	33.570	22.861	56.431 (3)	77.06	0.894	10:42:54.599	
11 -	33.446	22.644	56.090 (2)	77.52	0.553	10:43:50.689	
12 -	33.100	22.437	55.537 (1)	78.30		10:44:46.226	

BMCRC - MRO Championships 2021 - Rnd 6 @ Brands Hatch Indy

EDlasia Formula 400 & Blue Haze GP

RACE 1 - SECTOR ANALYSIS



SECTOR 1 = FL to I1, SECTOR 2 = I1 to FL, DIFF = Difference To Personal Best Lap, P = Crossed Finish Line in Pit Lane, D = Time Disallowed

P7		3 GP		Tom BARRETT		Honda RS250 - The Two Stroke Workshop	
IDEAL LAP TIME : 55.763		BEST LAP TIME : 55.960		DIFFERENCE : 0.197			
LAP	SECTOR 1	SECTOR 2	LAP TIME	MPH	DIFF	TIME OF DAY	
1 -		23.448	1:05.246	66.64	9.286	10:34:21.249	
2 -	35.559	22.536	58.095	74.85	2.135	10:35:19.344	
3 -	33.970	22.524	56.494	76.97	0.534	10:36:15.838	
4 -	33.967	22.397	56.364 (3)	77.15	0.404	10:37:12.202	
5 -	34.474	22.228	56.702	76.69	0.742	10:38:08.904	
6 -	33.743	22.301	56.044 (2)	77.59	0.084	10:39:04.948	
7 -	35.098	24.002	59.100	73.58	3.140	10:40:04.048	
8 -	33.763	22.792	56.555	76.89	0.595	10:41:00.603	
9 -	34.076	22.751	56.827	76.52	0.867	10:41:57.430	
10 -	33.966	23.103	57.069	76.19	1.109	10:42:54.499	
11 -	33.958	22.835	56.793	76.56	0.833	10:43:51.292	
12 -	33.535	22.425	55.960 (1)	77.70		10:44:47.252	

P8		47		Allan CLARK		Kawasaki ZXR400 - A Clark & Sons Builders	
IDEAL LAP TIME : 56.835		BEST LAP TIME : 56.911		DIFFERENCE : 0.076			
LAP	SECTOR 1	SECTOR 2	LAP TIME	MPH	DIFF	TIME OF DAY	
1 -		23.955	1:07.343	64.57	10.432	10:34:23.346	
2 -	35.994	23.729	59.723	72.81	2.812	10:35:23.069	
3 -	36.051	23.366	59.417	73.18	2.506	10:36:22.486	
4 -	35.947	23.069	59.016	73.68	2.105	10:37:21.502	
5 -	34.263	22.937	57.200 (2)	76.02	0.289	10:38:18.702	
6 -	33.898	23.013	56.911 (1)	76.41		10:39:15.613	
7 -	34.856	23.311	58.167 (3)	74.76	1.256	10:40:13.780	
8 -	35.254	23.538	58.792	73.96	1.881	10:41:12.572	
9 -	35.362	23.787	59.149	73.51	2.238	10:42:11.721	
10 -	34.858	23.453	58.311	74.57	1.400	10:43:10.032	
11 -	35.178	23.925	59.103	73.57	2.192	10:44:09.135	
12 -	35.495	23.761	59.256	73.38	2.345	10:45:08.391	

P9		12 GP		Adrian MARTIN		Yamaha TZ250 - Strategic business development & support ltd	
IDEAL LAP TIME : 57.484		BEST LAP TIME : 57.703		DIFFERENCE : 0.219			
LAP	SECTOR 1	SECTOR 2	LAP TIME	MPH	DIFF	TIME OF DAY	
1 -		23.966	1:04.991	66.91	7.288	10:34:20.994	
2 -	36.987	24.489	1:01.476	70.73	3.773	10:35:22.470	
3 -	36.001	23.893	59.894	72.60	2.191	10:36:22.364	
4 -	36.284	24.046	1:00.330	72.08	2.627	10:37:22.694	
5 -	36.189	23.430	59.619	72.93	1.916	10:38:22.313	
6 -	35.774	23.300	59.074	73.61	1.371	10:39:21.387	
7 -	35.422	23.339	58.761	74.00	1.058	10:40:20.148	
8 -	35.996	23.413	59.409	73.19	1.706	10:41:19.557	
9 -	35.034	22.922	57.956 (2)	75.03	0.253	10:42:17.513	
10 -	34.946	23.061	58.007 (3)	74.96	0.304	10:43:15.520	
11 -	34.804	23.417	58.221	74.69	0.518	10:44:13.741	
12 -	35.023	22.680	57.703 (1)	75.36		10:45:11.444	

Weather / Track : Cloudy / Dry

Brands Hatch Indy
Circuit Length = 1.2079 miles
Start: 10:33 Flag 10:44 End: 10:45

BMCRC - MRO Championships 2021 - Rnd 6 @ Brands Hatch Indy

EDlasia Formula 400 & Blue Haze GP

RACE 1 - SECTOR ANALYSIS



SECTOR 1 = FL to I1, SECTOR 2 = I1 to FL, DIFF = Difference To Personal Best Lap, P = Crossed Finish Line in Pit Lane, D = Time Disallowed

P10 96 GP		Neil GREGORY		Yamaha TZ250 - SNC Scaffolding		
IDEAL LAP TIME : 57.490		BEST LAP TIME : 57.658		DIFFERENCE : 0.168		
LAP	SECTOR 1	SECTOR 2	LAP TIME	MPH	DIFF	TIME OF DAY
1 -		24.399	1:07.964	63.98	10.306	10:34:23.967
2 -	36.394	23.323	59.717	72.82	2.059	10:35:23.684
3 -	36.443	23.630	1:00.073	72.38	2.415	10:36:23.757
4 -	35.761	23.932	59.693	72.84	2.035	10:37:23.450
5 -	36.079	23.636	59.715	72.82	2.057	10:38:23.165
6 -	35.804	23.324	59.128	73.54	1.470	10:39:22.293
7 -	34.999	23.527	58.526	74.30	0.868	10:40:20.819
8 -	35.746	23.262	59.008	73.69	1.350	10:41:19.827
9 -	34.784	22.881	57.665 (2)	75.41	0.007	10:42:17.492
10 -	35.253	22.969	58.222	74.69	0.564	10:43:15.714
11 -	34.788	23.398	58.186 (3)	74.73	0.528	10:44:13.900
12 -	34.952	22.706	57.658 (1)	75.42		10:45:11.558

P11 53 GP		Mark WHITING		Yamaha TZ250 - Mark whiting		
IDEAL LAP TIME : 57.826		BEST LAP TIME : 57.837		DIFFERENCE : 0.011		
LAP	SECTOR 1	SECTOR 2	LAP TIME	MPH	DIFF	TIME OF DAY
1 -		24.349	1:05.988	65.89	8.151	10:34:21.991
2 -	36.129	24.608	1:00.737	71.59	2.900	10:35:22.728
3 -	36.168	24.337	1:00.505	71.87	2.668	10:36:23.233
4 -	35.945	23.994	59.939	72.55	2.102	10:37:23.172
5 -	35.847	23.642	59.489	73.09	1.652	10:38:22.661
6 -	35.714	23.353	59.067	73.62	1.230	10:39:21.728
7 -	35.279	23.730	59.009	73.69	1.172	10:40:20.737
8 -	35.525	23.608	59.133	73.53	1.296	10:41:19.870
9 -	35.009	22.963	57.972 (2)	75.01	0.135	10:42:17.842
10 -	35.030	22.961	57.991 (3)	74.98	0.154	10:43:15.833
11 -	34.969	23.211	58.180	74.74	0.343	10:44:14.013
12 -	34.980	22.857	57.837 (1)	75.18		10:45:11.850

P12 88 GP		George PRINOS		Yamaha TZ250 - KAPPA PLANNING LTD		
IDEAL LAP TIME : 58.042		BEST LAP TIME : 58.313		DIFFERENCE : 0.271		
LAP	SECTOR 1	SECTOR 2	LAP TIME	MPH	DIFF	TIME OF DAY
1 -		24.481	1:10.383	61.78	12.070	10:34:26.386
2 -	35.891	23.381	59.272	73.36	0.959	10:35:25.658
3 -	35.810	23.416	59.226	73.42	0.913	10:36:24.884
4 -	36.031	23.486	59.517	73.06	1.204	10:37:24.401
5 -	35.647	23.419	59.066	73.62	0.753	10:38:23.467
6 -	35.643	23.242	58.885	73.84	0.572	10:39:22.352
7 -	35.779	22.842	58.621	74.18	0.308	10:40:20.973
8 -	35.775	23.272	59.047	73.64	0.734	10:41:20.020
9 -	35.771	22.841	58.612 (3)	74.19	0.299	10:42:18.632
10 -	35.454	22.859	58.313 (1)	74.57		10:43:16.945
11 -	35.201	23.235	58.436 (2)	74.41	0.123	10:44:15.381
12 -	35.548	23.786	59.334	73.29	1.021	10:45:14.715

Weather / Track : Cloudy / Dry

Brands Hatch Indy
Circuit Length = 1.2079 miles
Start: 10:33 Flag 10:44 End: 10:45

BMCRC - MRO Championships 2021 - Rnd 6 @ Brands Hatch Indy

EDlasia Formula 400 & Blue Haze GP

RACE 1 - SECTOR ANALYSIS



SECTOR 1 = FL to I1, SECTOR 2 = I1 to FL, DIFF = Difference To Personal Best Lap, P = Crossed Finish Line in Pit Lane, D = Time Disallowed

P13 27 S		Richard HAYWARD		Yamaha TZR - Hazel Motors/ Gforce			
IDEAL LAP TIME : 58.070		BEST LAP TIME : 58.780		DIFFERENCE : 0.710			
LAP	SECTOR 1	SECTOR 2	LAP TIME	MPH	DIFF	TIME OF DAY	
1 -		23.596	1:06.825	65.07	8.045	10:34:22.828	
2 -	35.608	24.588	1:00.196	72.24	1.416	10:35:23.024	
3 -	36.410	23.692	1:00.102	72.35	1.322	10:36:23.126	
4 -	35.757	23.774	59.531	73.04	0.751	10:37:22.657	
5 -	35.648	23.355	59.003	73.70	0.223	10:38:21.660	
6 -	35.468	23.338	58.806 (2)	73.94	0.026	10:39:20.466	
7 -	35.349	23.431	58.780 (1)	73.98		10:40:19.246	
8 -	35.593	23.582	59.175	73.48	0.395	10:41:18.421	
9 -	34.781	24.338	59.119	73.55	0.339	10:42:17.540	
10 -	35.802	23.724	59.526	73.05	0.746	10:43:17.066	
11 -	35.513	23.410	58.923	73.80	0.143	10:44:15.989	
12 -	35.530	23.289	58.819 (3)	73.93	0.039	10:45:14.808	

P14 75		Gary FRASER		Kawasaki ZXR400 -			
IDEAL LAP TIME : 58.143		BEST LAP TIME : 58.253		DIFFERENCE : 0.110			
LAP	SECTOR 1	SECTOR 2	LAP TIME	MPH	DIFF	TIME OF DAY	
1 -		24.114	1:08.201	63.76	9.948	10:34:24.204	
2 -	36.420	23.222	59.642	72.91	1.389	10:35:23.846	
3 -	36.654	23.537	1:00.191	72.24	1.938	10:36:24.037	
4 -	35.708	24.050	59.758	72.77	1.505	10:37:23.795	
5 -	36.013	23.541	59.554	73.01	1.301	10:38:23.349	
6 -	35.781	23.766	59.547	73.02	1.294	10:39:22.896	
7 -	35.674	23.163	58.837	73.90	0.584	10:40:21.733	
8 -	36.034	22.889	58.923	73.80	0.670	10:41:20.656	
9 -	35.495	23.176	58.671 (3)	74.11	0.418	10:42:19.327	
10 -	35.989	23.039	59.028	73.67	0.775	10:43:18.355	
11 -	35.283	23.047	58.330 (2)	74.55	0.077	10:44:16.685	
12 -	35.254	22.999	58.253 (1)	74.65		10:45:14.938	

P15 60 S		Daniel GOUGH		Yamaha TZR 250 - G Force Motorcycles			
IDEAL LAP TIME : 57.927		BEST LAP TIME : 58.198		DIFFERENCE : 0.271			
LAP	SECTOR 1	SECTOR 2	LAP TIME	MPH	DIFF	TIME OF DAY	
1 -		23.725	1:06.670	65.22	8.472	10:34:22.673	
2 -	36.152	24.026	1:00.178	72.26	1.980	10:35:22.851	
3 -	36.829	23.570	1:00.399	71.99	2.201	10:36:23.250	
4 -	35.869	23.711	59.580	72.98	1.382	10:37:22.830	
5 -	36.876	23.741	1:00.617	71.73	2.419	10:38:23.447	
6 -	36.363	23.953	1:00.316	72.09	2.118	10:39:23.763	
7 -	35.462	23.134	58.596	74.21	0.398	10:40:22.359	
8 -	35.936	23.063	58.999	73.70	0.801	10:41:21.358	
9 -	35.052	23.368	58.420 (3)	74.43	0.222	10:42:19.778	
10 -	35.735	23.438	59.173	73.48	0.975	10:43:18.951	
11 -	34.901	23.320	58.221 (2)	74.69	0.023	10:44:17.172	
12 -	35.172	23.026	58.198 (1)	74.72		10:45:15.370	

BMCRC - MRO Championships 2021 - Rnd 6 @ Brands Hatch Indy

EDlasia Formula 400 & Blue Haze GP

RACE 1 - SECTOR ANALYSIS



SECTOR 1 = FL to I1, SECTOR 2 = I1 to FL, DIFF = Difference To Personal Best Lap, P = Crossed Finish Line in Pit Lane, D = Time Disallowed

P16 119		James O'MARA		Kawasaki NINJA 300 - BRP Machining Ltd		
IDEAL LAP TIME : 57.771		BEST LAP TIME : 57.956		DIFFERENCE : 0.185		
LAP	SECTOR 1	SECTOR 2	LAP TIME	MPH	DIFF	TIME OF DAY
1 -		24.649	1:07.190	64.72	9.234	10:34:23.193
2 -	35.969	24.887	1:00.856	71.45	2.900	10:35:24.049
3 -	36.345	24.275	1:00.620	71.73	2.664	10:36:24.669
4 -	35.517	24.265	59.782	72.74	1.826	10:37:24.451
5 -	36.302	24.128	1:00.430	71.96	2.474	10:38:24.881
6 -	35.525	24.116	59.641	72.91	1.685	10:39:24.522
7 -	35.123	23.716	58.839	73.90	0.883	10:40:23.361
8 -	35.319	23.901	59.220	73.43	1.264	10:41:22.581
9 -	34.955	23.436	58.391 (3)	74.47	0.435	10:42:20.972
10 -	35.164	23.475	58.639	74.15	0.683	10:43:19.611
11 -	34.604	23.352	57.956 (1)	75.03		10:44:17.567
12 -	35.011	23.167	58.178 (2)	74.74	0.222	10:45:15.745

P17 138		Andrew Finlay HOWE		Kawasaki Ninja 300 - Finlay Howe Ltd		
IDEAL LAP TIME : 57.276		BEST LAP TIME : 57.276		DIFFERENCE : 0.000		
LAP	SECTOR 1	SECTOR 2	LAP TIME	MPH	DIFF	TIME OF DAY
1 -		24.060	1:09.584	62.49	12.308	10:34:25.587
2 -	35.700	23.330	59.030	73.66	1.754	10:35:24.617
3 -	36.331	23.693	1:00.024	72.44	2.748	10:36:24.641
4 -	35.841	23.828	59.669	72.87	2.393	10:37:24.310
5 -	36.839	23.545	1:00.384	72.01	3.108	10:38:24.694
6 -	35.352	24.491	59.843	72.66	2.567	10:39:24.537
7 -	35.573	23.827	59.400	73.20	2.124	10:40:23.937
8 -	35.058	23.635	58.693 (3)	74.09	1.417	10:41:22.630
9 -	35.428	23.306	58.734	74.03	1.458	10:42:21.364
10 -	36.343	23.419	59.762	72.76	2.486	10:43:21.126
11 -	34.700	23.248	57.948 (2)	75.04	0.672	10:44:19.074
12 -	34.536	22.740	57.276 (1)	75.92		10:45:16.350

P18 25 R/S		Haydon SMITH		Kawasaki ZXR400 - HI-Precision Engineering Ltd		
IDEAL LAP TIME : 59.971		BEST LAP TIME : 59.971		DIFFERENCE : 0.000		
LAP	SECTOR 1	SECTOR 2	LAP TIME	MPH	DIFF	TIME OF DAY
1 -		25.275	1:11.055	61.20	11.084	10:34:27.058
2 -	38.394	24.885	1:03.279	68.72	3.308	10:35:30.337
3 -	37.224	24.435	1:01.659	70.52	1.688	10:36:31.996
4 -	37.403	24.513	1:01.916	70.23	1.945	10:37:33.912
5 -	36.707	24.091	1:00.798 (3)	71.52	0.827	10:38:34.710
6 -	36.736	24.308	1:01.044	71.23	1.073	10:39:35.754
7 -	36.715	24.392	1:01.107	71.16	1.136	10:40:36.861
8 -	36.908	24.125	1:01.033	71.25	1.062	10:41:37.894
9 -	37.086	24.393	1:01.479	70.73	1.508	10:42:39.373
10 -	36.435	24.103	1:00.538 (2)	71.83	0.567	10:43:39.911
11 -	36.165	23.806	59.971 (1)	72.51		10:44:39.882

Weather / Track : Cloudy / Dry

Brands Hatch Indy
Circuit Length = 1.2079 miles
Start: 10:33 Flag 10:44 End: 10:45

BMCRC - MRO Championships 2021 - Rnd 6 @ Brands Hatch Indy

EDlasia Formula 400 & Blue Haze GP

RACE 1 - SECTOR ANALYSIS



SECTOR 1 = FL to I1, SECTOR 2 = I1 to FL, DIFF = Difference To Personal Best Lap, P = Crossed Finish Line in Pit Lane, D = Time Disallowed

P19 42		David ATKINS		Honda CBR 400 NC29 - DA PLUMBING and MECHANICAL LTI		
IDEAL LAP TIME : 1:00.182		BEST LAP TIME : 1:00.182		DIFFERENCE : 0.000		
LAP	SECTOR 1	SECTOR 2	LAP TIME	MPH	DIFF	TIME OF DAY
1 -		26.807	1:10.520	61.66	10.338	10:34:26.523
2 -	37.066	26.037	1:03.103	68.91	2.921	10:35:29.626
3 -	35.968	24.941	1:00.909	71.39	0.727	10:36:30.535
4 -	35.750	24.432	1:00.182 (1)	72.25		10:37:30.717
5 -	36.104	24.473	1:00.577 (2)	71.78	0.395	10:38:31.294
6 -	35.924	24.741	1:00.665 (3)	71.68	0.483	10:39:31.959
7 -	35.785	25.524	1:01.309	70.92	1.127	10:40:33.268
8 -	37.066	25.773	1:02.839	69.20	2.657	10:41:36.107
9 -	36.714	24.968	1:01.682	70.50	1.500	10:42:37.789
10 -	36.380	24.687	1:01.067	71.21	0.885	10:43:38.856
11 -	36.400	24.752	1:01.152	71.11	0.970	10:44:40.008

P20 183		Simon CHAPPELL		Kawasaki NINJA 300 -		
IDEAL LAP TIME : 1:04.549		BEST LAP TIME : 1:04.590		DIFFERENCE : 0.041		
LAP	SECTOR 1	SECTOR 2	LAP TIME	MPH	DIFF	TIME OF DAY
1 -		26.716	1:15.981	57.23	11.391	10:34:31.984
2 -	40.878	26.139	1:07.017	64.88	2.427	10:35:39.001
3 -	40.530	26.135	1:06.665	65.23	2.075	10:36:45.666
4 -	39.941	28.018	1:07.959	63.98	3.369	10:37:53.625
5 -	41.163	25.408	1:06.571	65.32	1.981	10:39:00.196
6 -	39.548	25.282	1:04.830 (2)	67.07	0.240	10:40:05.026
7 -	39.620	26.841	1:06.461	65.43	1.871	10:41:11.487
8 -	40.702	25.851	1:06.553	65.34	1.963	10:42:18.040
9 -	39.728	25.592	1:05.320 (3)	66.57	0.730	10:43:23.360
10 -	39.267	25.323	1:04.590 (1)	67.32		10:44:27.950
11 -	39.980	25.578	1:05.558	66.33	0.968	10:45:33.508

P21 85		James ROBINSON		Kawasaki ZXR400 - claire palastanga ceramics		
IDEAL LAP TIME : 56.539		BEST LAP TIME : 56.539		DIFFERENCE : 0.000		
LAP	SECTOR 1	SECTOR 2	LAP TIME	MPH	DIFF	TIME OF DAY
1 -		22.752	1:02.135	69.98	5.596	10:34:18.138
2 -	34.314	22.983	57.297	75.89	0.758	10:35:15.435
3 -	34.150	22.830	56.980 (3)	76.31	0.441	10:36:12.415
4 -	33.810	22.771	56.581 (2)	76.85	0.042	10:37:08.996
5 -	34.314	22.940	57.254	75.95	0.715	10:38:06.250
6 -	34.149	22.917	57.066	76.20	0.527	10:39:03.316
7 -	36.090	23.464	59.554	73.01	3.015	10:40:02.870
8 -	34.461	22.839	57.300	75.89	0.761	10:41:00.170
9 -	34.314	22.801	57.115	76.13	0.576	10:41:57.285
10 -	33.804	22.735	56.539 (1)	76.91		10:42:53.824
11 -	33.988	24.214	58.202	74.71	1.663	10:43:52.026

P22 45 R		Jake MARSH		Kawasaki NINJA 300 - Zipped Up Racing		
IDEAL LAP TIME : 1:00.091		BEST LAP TIME : 1:00.268		DIFFERENCE : 0.177		
LAP	SECTOR 1	SECTOR 2	LAP TIME	MPH	DIFF	TIME OF DAY
1 -		25.730	1:09.889	62.22	9.621	10:34:25.892
2 -	37.578	24.598	1:02.176	69.94	1.908	10:35:28.068
3 -	37.124	24.288	1:01.412 (3)	70.81	1.144	10:36:29.480
4 -	36.959	24.458	1:01.417	70.80	1.149	10:37:30.897
5 -	36.569	24.144	1:00.713 (2)	71.62	0.445	10:38:31.610
6 -	36.184	24.084	1:00.268 (1)	72.15		10:39:31.878

Weather / Track : Cloudy / Dry

Brands Hatch Indy
Circuit Length = 1.2079 miles
Start: 10:33 Flag 10:44 End: 10:45

BMCRC - MRO Championships 2021 - Rnd 6 @ Brands Hatch Indy

EDlasia Formula 400 & Blue Haze GP

RACE 1 - SECTOR ANALYSIS



SECTOR 1 = FL to I1, SECTOR 2 = I1 to FL, DIFF = Difference To Personal Best Lap, P = Crossed Finish Line in Pit Lane, D = Time Disallowed

P23	999 S	Jim DALTON	Kawasaki ZXR400L1 -			
IDEAL LAP TIME : 1:09.832		BEST LAP TIME :		DIFFERENCE :		
LAP	SECTOR 1	SECTOR 2	LAP TIME	MPH	DIFF	TIME OF DAY
1 -		26.335	1:13.926	58.82		10:34:29.929

BMCRC - MRO Championships 2021 - Rnd 6 @ Brands Hatch Indy

EDlasia Formula 400 & Blue Haze GP

RACE 1 - BEST SECTORS

SECTOR 1			SECTOR 2			IDEAL / BEST COMPARISON						
POS	NO	NAME	TIME	NO	NAME	TIME	POS	NO	NAME	IDEAL	BEST	DIFF
									PERFECT LAP	55.326		
1	188	STANLEY	33.100	51	WHOLEY	22.226	1	51	WHOLEY	55.425	55.453	0.028
2	51	WHOLEY	33.199	3	BARRETT	22.228	2	188	STANLEY	55.537	55.537	0.000
3	351	DIGBY-BAKER	33.454	4	SEATH	22.364	3	3	BARRETT	55.763	55.960	0.197
4	55	TOLAND	33.507	188	STANLEY	22.437	4	351	DIGBY-BAKER	55.906	56.016	0.110
5	3	BARRETT	33.535	351	DIGBY-BAKER	22.452	5	4	SEATH	55.997	56.371	0.374
6	4	SEATH	33.633	55	TOLAND	22.533	6	55	TOLAND	56.040	56.040	0.000
7	85	ROBINSON	33.804	12	MARTIN	22.680	7	85	ROBINSON	56.539	56.539	0.000
8	47	CLARK	33.898	96	GREGORY	22.706	8	47	CLARK	56.835	56.911	0.076
9	138	HOWE	34.536	85	ROBINSON	22.735	9	138	HOWE	57.276	57.276	0.000
10	119	O'MARA	34.604	138	HOWE	22.740	10	12	MARTIN	57.484	57.703	0.219
11	27	HAYWARD	34.781	88	PRINOS	22.841	11	96	GREGORY	57.490	57.658	0.168
12	96	GREGORY	34.784	53	WHITING	22.857	12	119	O'MARA	57.771	57.956	0.185
13	12	MARTIN	34.804	75	FRASER	22.889	13	53	WHITING	57.826	57.837	0.011
14	60	GOUGH	34.901	47	CLARK	22.937	14	60	GOUGH	57.927	58.198	0.271
15	53	WHITING	34.969	60	GOUGH	23.026	15	88	PRINOS	58.042	58.313	0.271
16	88	PRINOS	35.201	119	O'MARA	23.167	16	27	HAYWARD	58.070	58.780	0.710
17	75	FRASER	35.254	27	HAYWARD	23.289	17	75	FRASER	58.143	58.253	0.110
18	42	ATKINS	35.750	25	SMITH	23.806	18	25	SMITH	59.971	59.971	0.000
19	45	MARSH	36.007	45	MARSH	24.084	19	45	MARSH	1:00.091	1:00.268	0.177
20	25	SMITH	36.165	42	ATKINS	24.432	20	42	ATKINS	1:00.182	1:00.182	0.000
21	183	CHAPPELL	39.267	183	CHAPPELL	25.282	21	183	CHAPPELL	1:04.549	1:04.590	0.041
22	999	DALTON	43.497	999	DALTON	26.335	22	999	DALTON	1:09.832		
23							23	30	COOPER		55.923	
24												
25												

Weather / Track : Cloudy / Dry

Results can be found at www.tsl-timing.com

Brands Hatch Indy
Circuit Length = 1.2079 miles
Start: 10:33 Flag 10:44 End: 10:45

Printed - 10:47 Sunday, 03 October 2021

BMCRC - MRO Championships 2021 - Rnd 6 @ Brands Hatch Indy

EDlasia Formula 400 & Blue Haze GP

RACE 1 - STATISTICS

Competitors Started 25
Planned Start 2021-10-03 @ 10:20:00.000
Actual Start 2021-10-03 @ 10:33:16.002
Finish Time 2021-10-03 @ 10:44:35.627
Track Length 1.2079mi.
Total Laps 255
Total Distance Covered 308.0261mi.

Session Fastest Lap History

NO	CL	NAME	LAP TIME	TIME OF DAY	LAP	VEHICLE
51	GP	Kevin WHOLEY	57.367	10:35:15.100	2	Yamaha TZ 250
85		James ROBINSON	57.297	10:35:15.446	2	Kawasaki ZXR400
351	S	Sam DIGBY-BAKER	56.869	10:35:16.114	2	Kawasaki ZXR400
51	GP	Kevin WHOLEY	56.363	10:36:11.465	3	Yamaha TZ 250
30	S	Alan COOPER	56.022	10:36:16.630	3	Yamaha TZR250
30	S	Alan COOPER	55.953	10:38:08.700	5	Yamaha TZR250
30	S	Alan COOPER	55.923	10:39:04.623	6	Yamaha TZR250
51	GP	Kevin WHOLEY	55.851	10:41:48.464	9	Yamaha TZ 250
51	GP	Kevin WHOLEY	55.453	10:42:43.921	10	Yamaha TZ 250

Session Leader History

NO	CL	NAME	FROM LAP	LAPS LED	DISTANCE	VEHICLE
51	GP	Kevin WHOLEY	1	12	14.49 miles	Yamaha TZ 250

Flag History

TYPE	TIME OF DAY
GREEN	10:33:16.002
FINISH	10:44:35.627

Flag Statistics

TYPE	COUNT	TOTAL LAPS	TOTAL TIME
Green	1	12	12:20.706
Red	0	0	0.000
Safety Car	0	0	0.000
FCY	0	0	0.000

Weather / Track : Cloudy / Dry

Results can be found at www.tsl-timing.com

Page 1 of 6

Brands Hatch Indy
Circuit Length = 1.2079 miles
Start: 10:33 Flag 10:44 End: 10:45

Printed - 10:48 Sunday, 03 October 2021

BMCRC - MRO Championships 2021 - Rnd 6 @ Brands Hatch Indy

EDlasia Formula 400 & Blue Haze GP

RACE 1 - STATISTICS

CLASS :

8 Starters

Fastest Lap History

NO	NAME	LAP TIME	TIME OF DAY	LAP	VEHICLE
85	James ROBINSON	57.297	10:35:15.446	2	Kawasaki ZXR400
85	James ROBINSON	56.980	10:36:12.427	3	Kawasaki ZXR400
4	James SEATH	56.931	10:36:12.506	3	Kawasaki ZXR400 L9
4	James SEATH	56.438	10:37:08.971	4	Kawasaki ZXR400 L9
4	James SEATH	56.371	10:38:05.342	5	Kawasaki ZXR400 L9

Leader History

NO	NAME	FROM LAP	LAPS LED	DISTANCE	VEHICLE
4	James SEATH	1	1	1.20 miles	Kawasaki ZXR400 L9
85	James ROBINSON	2	2	2.41 miles	Kawasaki ZXR400
4	James SEATH	4	9	10.87 miles	Kawasaki ZXR400 L9

BMCRC - MRO Championships 2021 - Rnd 6 @ Brands Hatch Indy

EDlasia Formula 400 & Blue Haze GP

RACE 1 - STATISTICS

CLASS : R

1 Starters

Fastest Lap History

NO	NAME	LAP TIME	TIME OF DAY	LAP	VEHICLE
45	Jake MARSH	1:02.176	10:35:28.078	2	Kawasaki NINJA 300
45	Jake MARSH	1:01.412	10:36:29.490	3	Kawasaki NINJA 300
45	Jake MARSH	1:00.713	10:38:31.621	5	Kawasaki NINJA 300
45	Jake MARSH	1:00.268	10:39:31.888	6	Kawasaki NINJA 300

Leader History

NO	NAME	FROM LAP	LAPS LED	DISTANCE	VEHICLE
45	Jake MARSH	1	6	7.24 miles	Kawasaki NINJA 300

BMCRC - MRO Championships 2021 - Rnd 6 @ Brands Hatch Indy

EDlasia Formula 400 & Blue Haze GP

RACE 1 - STATISTICS

CLASS : S

7 Starters

Fastest Lap History

NO	NAME	LAP TIME	TIME OF DAY	LAP	VEHICLE
351	Sam DIGBY-BAKER	56.869	10:35:16.114	2	Kawasaki ZXR400
55	Paul TOLAND	56.692	10:36:13.612	3	
30	Alan COOPER	56.022	10:36:16.630	3	Yamaha TZR250
30	Alan COOPER	55.953	10:38:08.700	5	Yamaha TZR250
30	Alan COOPER	55.923	10:39:04.623	6	Yamaha TZR250
188	Michael STANLEY	55.537	10:44:46.241	12	

Leader History

NO	NAME	FROM LAP	LAPS LED	DISTANCE	VEHICLE
351	Sam DIGBY-BAKER	1	6	7.24 miles	Kawasaki ZXR400
55	Paul TOLAND	7	1	1.20 miles	
30	Alan COOPER	8	5	6.03 miles	Yamaha TZR250

BMCRC - MRO Championships 2021 - Rnd 6 @ Brands Hatch Indy

EDlasia Formula 400 & Blue Haze GP

RACE 1 - STATISTICS

CLASS : GP

8 Starters

Fastest Lap History

NO	NAME	LAP TIME	TIME OF DAY	LAP	VEHICLE
51	Kevin WHOLEY	57.367	10:35:15.100	2	Yamaha TZ 250
51	Kevin WHOLEY	56.363	10:36:11.465	3	Yamaha TZ 250
51	Kevin WHOLEY	56.224	10:37:07.691	4	Yamaha TZ 250
51	Kevin WHOLEY	56.146	10:39:00.097	6	Yamaha TZ 250
3	Tom BARRETT	56.044	10:39:04.954	6	Honda RS250
51	Kevin WHOLEY	55.851	10:41:48.464	9	Yamaha TZ 250
51	Kevin WHOLEY	55.453	10:42:43.921	10	Yamaha TZ 250

Leader History

NO	NAME	FROM LAP	LAPS LED	DISTANCE	VEHICLE
51	Kevin WHOLEY	1	12	14.49 miles	Yamaha TZ 250

BMCRC - MRO Championships 2021 - Rnd 6 @ Brands Hatch Indy

EDlasia Formula 400 & Blue Haze GP

RACE 1 - STATISTICS

CLASS : R/S

1 Starters

Fastest Lap History

NO	NAME	LAP TIME	TIME OF DAY	LAP	VEHICLE
25	Haydon SMITH	1:03.279	10:35:30.349	2	Kawasaki ZXR400
25	Haydon SMITH	1:01.659	10:36:32.008	3	Kawasaki ZXR400
25	Haydon SMITH	1:00.798	10:38:34.722	5	Kawasaki ZXR400
25	Haydon SMITH	1:00.538	10:43:39.923	10	Kawasaki ZXR400
25	Haydon SMITH	59.971	10:44:39.894	11	Kawasaki ZXR400

Leader History

NO	NAME	FROM LAP	LAPS LED	DISTANCE	VEHICLE
25	Haydon SMITH	1	11	13.28 miles	Kawasaki ZXR400

BMCRC - MRO Championships 2021 - Rnd 6 @ Brands Hatch Indy

EDlasia Formula 400 & Blue Haze GP

RACE 12 - GRID (12 Laps)



ROW 10			28	92	Jordan WAINWRIGHT								
ROW 9		27	73	Colvin TURNER	26	22 Rik BALLERINI	25	26	Josh WAINWRIGHT				
ROW 8	24	999	Jim DALTON	23	1	Phil ATKINSON	22	183	Simon CHAPPELL	1:04.590			
ROW 7		21	45	Jake MARSH	1:00.268	20	42	David ATKINS	1:00.182	19	25	Haydon SMITH	59.971
ROW 6	18	27	Richard HAYWARD	58.780	17	88	George PRINOS	58.313	16	75	Gary FRASER	58.253	
ROW 5		15	60	Daniel GOUGH	58.198	14	119	James O'MARA	57.956	13	53	Mark WHITING	57.837
ROW 4	12	12	Adrian MARTIN	57.703	11	96	Neil GREGORY	57.658	10	138	Andrew Finlay HOWE	57.276	
ROW 3		9	47	Allan CLARK	56.911	8	85	James ROBINSON	56.539	7	4	James SEATH	56.371
ROW 2	6	55	Paul TOLAND	56.040	5	351	Sam DIGBY-BAKER	56.016	4	3	Tom BARRETT	55.960	
ROW 1		3	30	Alan COOPER	55.923	2	188	Michael STANLEY	55.537	1	51	Kevin WHOLEY	55.453
												Pole	

Brands Hatch Indy

Circuit Length = 1.2079 miles

These results are provisional until the conclusion of any judicial and technical matters.

Clerk Of Course :	Stewards :	Timekeeper : Alan Povey
-------------------	------------	-------------------------

Results can be found at www.tsl-timing.com

Printed - 10:48 Sunday, 03 October 2021



BMCRC - MRO Championships 2021 - Rnd 6 @ Brands Hatch Indy



EDlasia Formula 400 & Blue Haze GP



RACE 12 - CLASSIFICATION

POS	NO	CL	PIC NAME	ENTRY	LAPS	TIME	GAP	DIFF	MPH	BEST	ON
1	1	GP	1 Phil ATKINSON	Yamaha TZ350 - Rose mot centre	10	9:06.498			79.57	53.120	10
2	51	GP	2 Kevin WHOLEY	Yamaha TZ 250 - Twistgrip Motorcycles	10	9:06.617	0.119	0.119	79.55	52.991	10
3	4		1 James SEATH	Kawasaki ZXR400 L9 - Ovenden Earthmoving	10	9:08.141	1.643	1.524	79.33	53.626	9
4	85		2 James ROBINSON	Kawasaki ZXR400 - claire palastanga ceramics	10	9:13.412	6.914	5.271	78.57	54.207	6
5	26	GP	3 Josh WAINWRIGHT	Yamaha TZ250 - JW MOT Centre	10	9:16.142	9.644	2.730	78.19	53.817	9
6	351	S	1 Sam DIGBY-BAKER	Kawasaki ZXR400 -	10	9:17.169	10.671	1.027	78.04	54.567	3
7	12	GP	4 Adrian MARTIN	Yamaha TZ250 - Strategic business development &	10	9:24.036	17.538	6.867	77.09	54.789	6
8	92	GP	5 Jordan WAINWRIGHT	Yamaha TZ T -	10	9:27.594	21.096	3.558	76.61	54.572	8
9	96	GP	6 Neil GREGORY	Yamaha TZ250 - SNC Scaffolding	10	9:28.988	22.490	1.394	76.42	55.086	9
10	53	GP	7 Mark WHITING	Yamaha TZ250 - Mark whiting	10	9:31.795	25.297	2.807	76.05	55.412	8
11	30	S	2 Alan COOPER	Yamaha TZR250 - twistgrip motorcycles	10	9:33.226	26.728	1.431	75.86	55.613	7
12	55	S	3 Paul TOLAND	- Kippers keys	10	9:36.284	29.786	3.058	75.45	56.557	7
13	188	S	4 Michael STANLEY	-	10	9:36.311	29.813	0.027	75.45	56.500	7
14	47		3 Allan CLARK	Kawasaki ZXR400 - A Clark & Sons Builders	10	9:41.364	34.866	5.053	74.79	56.241	7
15	60	S	5 Daniel GOUGH	Yamaha TZR 250 - G Force Motorcycles	10	9:41.777	35.279	0.413	74.74	56.561	7
16	119	R	1 James O'MARA	Kawasaki NINJA 300 - BRP Machining Ltd	10	9:42.482	35.984	0.705	74.65	56.862	6
17	25	R/S	1 Haydon SMITH	Kawasaki ZXR400 - HI-Precision Engineering Ltd	10	9:48.814	42.316	6.332	73.85	56.728	9
18	75		4 Gary FRASER	Kawasaki ZXR400 -	10	9:49.391	42.893	0.577	73.78	57.229	10
19	138		5 Andrew Finlay HOWE	Kawasaki Ninja 300 - Finlay Howe Ltd	10	9:50.283	43.785	0.892	73.66	57.222	9
20	42		6 David ATKINS	Honda CBR 400 NC29 - DA PLUMBING and MECH	10	9:50.352	43.854	0.069	73.66	56.954	10
21	88	GP	8 George PRINOS	Yamaha TZ250 - KAPPA PLANNING LTD	10	9:59.760	53.262	9.408	72.50	58.107	3
22	999	S	6 Jim DALTON	Kawasaki ZXR400L1 -	9	9:12.370	1 Lap	1 Lap	70.85	58.714	7
23	45	R	2 Jake MARSH	Kawasaki NINJA 300 - Zipped Up Racing	9	9:15.054	1 Lap	2.684	70.51	59.627	7
24	73	R/S	2 Colvin TURNER	Yamaha TZR250 -	9	9:31.242	1 Lap	16.188	68.51	1:00.599	2
25	183		7 Simon CHAPPELL	Kawasaki NINJA 300 -	9	9:41.912	1 Lap	10.670	67.25	1:02.898	3

NOT CLASSIFIED

DNF	27	S	Richard HAYWARD	Yamaha TZR - Hazel Motors/ Gforce	2	2:01.430	8 Laps	7 Laps	71.62	57.074	2
DNF	3	GP	Tom BARRETT	Honda RS250 - The Two Stroke Workshop	1	1:03.149	9 Laps	1 Lap	68.86		

FASTEST LAP

51	GP	Kevin WHOLEY	Yamaha TZ 250 - Twistgrip Motorcycles	10	52.991	82.06 mph	132.06 kph
4		James SEATH	Kawasaki ZXR400 L9 - Ovenden Earthmoving	9	53.626	81.09 mph	130.50 kph
351	S	Sam DIGBY-BAKER	Kawasaki ZXR400 -	3	54.567	79.69 mph	128.25 kph
25	R/S	Haydon SMITH	Kawasaki ZXR400 - HI-Precision Engineering Ltd	9	56.728	76.65 mph	123.36 kph
119	R	James O'MARA	Kawasaki NINJA 300 - BRP Machining Ltd	6	56.862	76.47 mph	123.07 kph

Class GP - 92.5% of Race Speed = 73.60 mph

Class - 92.5% of Race Speed = 73.38 mph

Class S - 92.5% of Race Speed = 72.18 mph

Class R - 92.5% of Race Speed = 69.05 mph

Class R/S - 92.5% of Race Speed = 68.31 mph

Brands Hatch Indy: 1.2079 miles
Race Distance: 10 Laps / 12.07 miles
Start: 14:55 Flag 15:04 End: 15:05

Weather / Track : Sunny / Dry

These results are provisional until the conclusion of any judicial and technical matters.

Clerk Of Course :	Stewards :	Timekeeper : Alan Povey
-------------------	------------	-------------------------

Results can be found at www.tsl-timing.com

Printed - 15:06 Sunday, 03 October 2021



BMCRC - MRO Championships 2021 - Rnd 6 @ Brands Hatch Indy

EDlasia Formula 400 & Blue Haze GP

RACE 12 - LAP CHART

LAP 1 @ 14:56:18.422			LAP 2 @ 14:57:13.559			LAP 3 @ 14:58:07.849			LAP 4 @ 14:59:01.879			LAP 5 @ 14:59:55.706		
NO	BEHIND	LAP TIME	NO	BEHIND	LAP TIME	NO	BEHIND	LAP TIME	NO	BEHIND	LAP TIME	NO	BEHIND	LAP TIME
51		1:00.524	51		55.137	51		54.290	51		54.030	1		53.700
85	0.273	1:00.797	85	0.250	55.114	4	0.192	54.151	4	0.056	53.894	51	0.369	54.196
351	0.446	1:00.970	4	0.331	54.612	1	0.513	53.796	1	0.127	53.644	4	0.772	54.543
4	0.856	1:01.380	1	1.007	53.838	85	0.714	54.754	85	1.191	54.507	85	2.071	54.707
55	1.951	1:02.475	351	1.034	55.725	351	1.311	54.567	351	1.874	54.593	351	3.049	55.002
1	2.306	1:02.830	12	3.745	56.042	12	4.886	55.431	12	6.457	55.601	26	8.460	55.133
3	2.625	1:03.149	55	4.061	57.247	55	6.610	56.839	26	7.154	54.447	12	8.655	56.025
188	2.686	1:03.210	30	4.770	56.969	26	6.737	55.029	55	9.418	56.838	53	13.031	57.279
12	2.840	1:03.364	53	5.572	57.501	30	6.810	56.330	30	9.536	56.756	55	13.194	57.603
30	2.938	1:03.462	27	5.769	57.074	53	7.242	55.960	53	9.579	56.367	30	13.220	57.511
53	3.208	1:03.732	188	5.893	58.344	188	8.914	57.311	96	10.754	55.693	96	13.443	56.516
27	3.832	1:04.356	26	5.998	56.365	96	9.091	55.861	188	11.898	57.014	92	13.999	55.798
47	4.414	1:04.938	47	7.381	58.104	92	10.079	56.749	92	12.028	55.979	188	15.303	57.232
26	4.770	1:05.294	96	7.520	57.286	47	10.948	57.857	47	13.956	57.038	47	17.783	57.654
60	4.940	1:05.464	92	7.620	57.539	60	11.338	57.767	119	15.090	57.199	119	18.547	57.284
92	5.218	1:05.742	60	7.861	58.058	119	11.921	57.405	60	15.542	58.234	60	19.397	57.682
96	5.371	1:05.895	119	8.806	58.334	25	15.004	58.588	25	19.336	58.362	25	23.896	58.387
119	5.609	1:06.133	25	10.706	59.128	75	15.241	58.444	75	19.725	58.514	75	24.119	58.221
25	6.715	1:07.239	75	11.087	59.401	42	15.934	58.302	42	20.392	58.488	42	24.910	58.345
75	6.823	1:07.347	42	11.922	59.516	138	16.169	58.447	138	20.526	58.387	138	25.228	58.529
138	7.522	1:08.046	138	12.012	59.627	88	18.076	58.107	88	22.612	58.566	88	28.092	59.307
42	7.543	1:08.067	88	14.259	58.933	73	22.100	1:02.046	45	29.418	1:00.940	45	36.136	1:00.545
73	8.882	1:09.406	73	14.344	1:00.599	45	22.508	1:00.553	999	30.378	1:00.806	999	36.345	59.794
45	9.714	1:10.238	45	16.245	1:01.668	999	23.602	1:01.438	73	30.541	1:02.471	73	38.581	1:01.867
183	10.231	1:10.755	999	16.454	1:00.730	183	27.015	1:02.898	183	36.656	1:03.671	183	46.057	1:03.228
88	10.463	1:10.987	183	18.407	1:03.313									
999	10.861	1:11.385												

Weather / Track : Sunny / Dry

Brands Hatch Indy
Circuit Length = 1.2079 miles
Start: 14:55 Flag 15:04 End: 15:05

BMCRC - MRO Championships 2021 - Rnd 6 @ Brands Hatch Indy

EDlasia Formula 400 & Blue Haze GP

RACE 12 - LAP CHART

LAP 6 @ 15:00:49.840			LAP 7 @ 15:01:43.725			LAP 8 @ 15:02:37.508			LAP 9 @ 15:03:31.276			LAP 10 @ 15:04:24.396		
NO	BEHIND	LAP TIME	NO	BEHIND	LAP TIME	NO	BEHIND	LAP TIME	NO	BEHIND	LAP TIME	NO	BEHIND	LAP TIME
1		54.134	1		53.885	1		53.783	1		53.768	1		53.120
51	0.129	53.894	51	0.120	53.876	51	0.402	54.065	51	0.248	53.614	51	0.119	52.991
4	0.375	53.737	4	0.498	54.008	4	1.157	54.442	4	1.015	53.626	4	1.643	53.748
85	2.144	54.207	183	1 Lap	1:04.556	73	1 Lap	1:03.483	45	1 Lap	1:00.559	999	1 Lap	1:00.312
351	3.993	55.078	85	2.925	54.666	85	3.697	54.555	85	4.591	54.662	85	6.914	55.443
26	8.347	54.021	351	5.318	55.210	351	6.792	55.257	351	8.555	55.531	45	1 Lap	1:00.008
12	9.310	54.789	26	8.504	54.042	26	8.722	54.001	26	8.771	53.817	26	9.644	53.993
53	15.451	56.554	12	10.377	54.952	12	12.361	55.767	73	1 Lap	1:03.400	351	10.671	55.236
92	15.942	56.077	92	17.278	55.221	183	1 Lap	1:04.350	12	14.308	55.715	12	17.538	56.350
96	15.963	56.654	53	17.544	55.978	92	18.067	54.572	92	19.275	54.976	92	21.096	54.941
55	16.909	57.849	96	17.565	55.487	96	18.891	55.109	96	20.209	55.086	96	22.490	55.401
30	16.952	57.866	30	18.680	55.613	53	19.173	55.412	53	22.520	57.115	73	1 Lap	1:04.989
188	17.793	56.624	55	19.581	56.557	30	20.808	55.911	30	23.431	56.391	53	25.297	55.897
47	20.731	57.082	188	20.408	56.500	55	22.410	56.612	183	1 Lap	1:04.964	30	26.728	56.417
119	21.275	56.862	47	23.087	56.241	188	23.176	56.551	55	25.325	56.683	55	29.786	57.581
60	22.035	56.772	119	24.598	57.208	47	26.971	57.667	188	25.957	56.549	188	29.813	56.976
75	27.727	57.742	60	24.711	56.561	60	27.765	56.837	47	30.603	57.400	47	34.866	57.383
25	28.315	58.553	75	31.756	57.914	119	28.621	57.806	60	31.120	57.123	60	35.279	57.279
138	29.123	58.029	25	32.312	57.882	75	35.308	57.335	119	31.826	56.973	183	1 Lap	1:04.177
42	29.145	58.369	138	32.583	57.345	25	35.734	57.205	25	38.694	56.728	119	35.984	57.278
88	33.345	59.387	42	33.181	57.921	138	36.123	57.323	75	38.784	57.244	25	42.316	56.742
999	42.072	59.861	88	38.712	59.252	42	36.634	57.236	138	39.577	57.222	75	42.893	57.229
45	42.918	1:00.916	999	46.901	58.714	88	43.543	58.614	42	40.020	57.154	138	43.785	57.328
73	47.428	1:02.981	45	48.660	59.627	999	52.448	59.330	88	48.046	58.271	42	43.854	56.954
												88	53.262	58.336

Weather / Track : Sunny / Dry

Brands Hatch Indy
Circuit Length = 1.2079 miles
Start: 14:55 Flag 15:04 End: 15:05

BMCRC - MRO Championships 2021 - Rnd 6 @ Brands Hatch Indy

EDlasia Formula 400 & Blue Haze GP

RACE 12 - SECTOR ANALYSIS



SECTOR 1 = FL to I1, SECTOR 2 = I1 to FL, DIFF = Difference To Personal Best Lap, P = Crossed Finish Line in Pit Lane, D = Time Disallowed

P1		1 GP		Phil ATKINSON		Yamaha TZ350 - Rose mot centre	
IDEAL LAP TIME : 53.120		BEST LAP TIME : 53.120		DIFFERENCE : 0.000			
LAP	SECTOR 1	SECTOR 2	LAP TIME	MPH	DIFF	TIME OF DAY	
1 -		22.329	1:02.830	69.21	9.710	14:56:20.728	
2 -	32.769	21.069	53.838	80.77	0.718	14:57:14.566	
3 -	32.508	21.288	53.796	80.83	0.676	14:58:08.362	
4 -	32.437	21.207	53.644 (2)	81.06	0.524	14:59:02.006	
5 -	32.539	21.161	53.700 (3)	80.97	0.580	14:59:55.706	
6 -	32.562	21.572	54.134	80.33	1.014	15:00:49.840	
7 -	32.304	21.581	53.885	80.70	0.765	15:01:43.725	
8 -	32.289	21.494	53.783	80.85	0.663	15:02:37.508	
9 -	32.297	21.471	53.768	80.87	0.648	15:03:31.276	
10 -	32.064	21.056	53.120 (1)	81.86		15:04:24.396	

P2		51 GP		Kevin WHOLEY		Yamaha TZ 250 - Twistgrip Motorcycles	
IDEAL LAP TIME : 52.916		BEST LAP TIME : 52.991		DIFFERENCE : 0.075			
LAP	SECTOR 1	SECTOR 2	LAP TIME	MPH	DIFF	TIME OF DAY	
1 -		22.057	1:00.524	71.84	7.533	14:56:18.422	
2 -	33.332	21.805	55.137	78.86	2.146	14:57:13.559	
3 -	32.787	21.503	54.290	80.09	1.299	14:58:07.849	
4 -	32.503	21.527	54.030	80.48	1.039	14:59:01.879	
5 -	32.667	21.529	54.196	80.23	1.205	14:59:56.075	
6 -	32.540	21.354	53.894	80.68	0.903	15:00:49.969	
7 -	32.388	21.488	53.876 (3)	80.71	0.885	15:01:43.845	
8 -	32.420	21.645	54.065	80.43	1.074	15:02:37.910	
9 -	32.257	21.357	53.614 (2)	81.10	0.623	15:03:31.524	
10 -	32.332	20.659	52.991 (1)	82.06		15:04:24.515	

P3		4		James SEATH		Kawasaki ZXR400 L9 - Ovenden Earthmoving	
IDEAL LAP TIME : 53.329		BEST LAP TIME : 53.626		DIFFERENCE : 0.297			
LAP	SECTOR 1	SECTOR 2	LAP TIME	MPH	DIFF	TIME OF DAY	
1 -		22.212	1:01.380	70.84	7.754	14:56:19.278	
2 -	32.944	21.668	54.612	79.62	0.986	14:57:13.890	
3 -	32.752	21.399	54.151	80.30	0.525	14:58:08.041	
4 -	32.467	21.427	53.894	80.68	0.268	14:59:01.935	
5 -	32.919	21.624	54.543	79.72	0.917	14:59:56.478	
6 -	32.313	21.424	53.737 (2)	80.92	0.111	15:00:50.215	
7 -	32.313	21.695	54.008	80.51	0.382	15:01:44.223	
8 -	32.246	22.196	54.442	79.87	0.816	15:02:38.665	
9 -	32.092	21.534	53.626 (1)	81.09		15:03:32.291	
10 -	32.511	21.237	53.748 (3)	80.90	0.122	15:04:26.039	

P4		85		James ROBINSON		Kawasaki ZXR400 - claire palastanga ceramics	
IDEAL LAP TIME : 54.179		BEST LAP TIME : 54.207		DIFFERENCE : 0.028			
LAP	SECTOR 1	SECTOR 2	LAP TIME	MPH	DIFF	TIME OF DAY	
1 -		21.891	1:00.797	71.52	6.590	14:56:18.695	
2 -	33.133	21.981	55.114	78.90	0.907	14:57:13.809	
3 -	32.914	21.840	54.754	79.42	0.547	14:58:08.563	
4 -	32.695	21.812	54.507 (2)	79.78	0.300	14:59:03.070	
5 -	32.909	21.798	54.707	79.48	0.500	14:59:57.777	
6 -	32.381	21.826	54.207 (1)	80.22		15:00:51.984	
7 -	32.629	22.037	54.666	79.54	0.459	15:01:46.650	
8 -	32.658	21.897	54.555 (3)	79.71	0.348	15:02:41.205	
9 -	32.852	21.810	54.662	79.55	0.455	15:03:35.867	
10 -	33.149	22.294	55.443	78.43	1.236	15:04:31.310	

Weather / Track : Sunny / Dry

Brands Hatch Indy
Circuit Length = 1.2079 miles
Start: 14:55 Flag 15:04 End: 15:05

BMCRC - MRO Championships 2021 - Rnd 6 @ Brands Hatch Indy

EDlasia Formula 400 & Blue Haze GP

RACE 12 - SECTOR ANALYSIS



SECTOR 1 = FL to I1, SECTOR 2 = I1 to FL, DIFF = Difference To Personal Best Lap, P = Crossed Finish Line in Pit Lane, D = Time Disallowed

P5 26 GP		Josh WAINWRIGHT		Yamaha TZ250 - JW MOT Centre			
IDEAL LAP TIME : 53.758		BEST LAP TIME : 53.817		DIFFERENCE : 0.059			
LAP	SECTOR 1	SECTOR 2	LAP TIME	MPH	DIFF	TIME OF DAY	
1 -		22.827	1:05.294	66.59	11.477	14:56:23.192	
2 -	34.399	21.966	56.365	77.15	2.548	14:57:19.557	
3 -	33.457	21.572	55.029	79.02	1.212	14:58:14.586	
4 -	33.005	21.442	54.447	79.86	0.630	14:59:09.033	
5 -	33.396	21.737	55.133	78.87	1.316	15:00:04.166	
6 -	32.705	21.316	54.021	80.49	0.204	15:00:58.187	
7 -	32.616	21.426	54.042	80.46	0.225	15:01:52.229	
8 -	32.619	21.382	54.001 (3)	80.52	0.184	15:02:46.230	
9 -	32.543	21.274	53.817 (1)	80.80		15:03:40.047	
10 -	32.778	21.215	53.993 (2)	80.54	0.176	15:04:34.040	

P6 351 S		Sam DIGBY-BAKER		Kawasaki ZXR400 -			
IDEAL LAP TIME : 54.444		BEST LAP TIME : 54.567		DIFFERENCE : 0.123			
LAP	SECTOR 1	SECTOR 2	LAP TIME	MPH	DIFF	TIME OF DAY	
1 -		22.146	1:00.970	71.32	6.403	14:56:18.868	
2 -	33.402	22.323	55.725	78.03	1.158	14:57:14.593	
3 -	32.654	21.913	54.567 (1)	79.69		14:58:09.160	
4 -	32.803	21.790	54.593 (2)	79.65	0.026	14:59:03.753	
5 -	33.075	21.927	55.002 (3)	79.06	0.435	14:59:58.755	
6 -	33.146	21.932	55.078	78.95	0.511	15:00:53.833	
7 -	33.217	21.993	55.210	78.76	0.643	15:01:49.043	
8 -	33.304	21.953	55.257	78.69	0.690	15:02:44.300	
9 -	33.498	22.033	55.531	78.30	0.964	15:03:39.831	
10 -	33.180	22.056	55.236	78.72	0.669	15:04:35.067	

P7 12 GP		Adrian MARTIN		Yamaha TZ250 - Strategic business development & support ltd			
IDEAL LAP TIME : 54.737		BEST LAP TIME : 54.789		DIFFERENCE : 0.052			
LAP	SECTOR 1	SECTOR 2	LAP TIME	MPH	DIFF	TIME OF DAY	
1 -		22.257	1:03.364	68.62	8.575	14:56:21.262	
2 -	33.757	22.285	56.042	77.59	1.253	14:57:17.304	
3 -	33.453	21.978	55.431 (3)	78.45	0.642	14:58:12.735	
4 -	33.694	21.907	55.601	78.21	0.812	14:59:08.336	
5 -	33.985	22.040	56.025	77.61	1.236	15:00:04.361	
6 -	33.038	21.751	54.789 (1)	79.37		15:00:59.150	
7 -	33.253	21.699	54.952 (2)	79.13	0.163	15:01:54.102	
8 -	33.854	21.913	55.767	77.97	0.978	15:02:49.869	
9 -	33.751	21.964	55.715	78.05	0.926	15:03:45.584	
10 -	34.010	22.340	56.350	77.17	1.561	15:04:41.934	

P8 92 GP		Jordan WAINWRIGHT		Yamaha TZ T -			
IDEAL LAP TIME : 54.572		BEST LAP TIME : 54.572		DIFFERENCE : 0.000			
LAP	SECTOR 1	SECTOR 2	LAP TIME	MPH	DIFF	TIME OF DAY	
1 -		23.119	1:05.742	66.14	11.170	14:56:23.640	
2 -	35.044	22.495	57.539	75.57	2.967	14:57:21.179	
3 -	34.416	22.333	56.749	76.62	2.177	14:58:17.928	
4 -	33.632	22.347	55.979	77.68	1.407	14:59:13.907	
5 -	33.612	22.186	55.798	77.93	1.226	15:00:09.705	
6 -	33.776	22.301	56.077	77.54	1.505	15:01:05.782	
7 -	33.265	21.956	55.221	78.74	0.649	15:02:01.003	
8 -	32.980	21.592	54.572 (1)	79.68		15:02:55.575	
9 -	33.254	21.722	54.976 (3)	79.10	0.404	15:03:50.551	
10 -	33.061	21.880	54.941 (2)	79.15	0.369	15:04:45.492	

Weather / Track : Sunny / Dry

Brands Hatch Indy
Circuit Length = 1.2079 miles
Start: 14:55 Flag 15:04 End: 15:05

BMCRC - MRO Championships 2021 - Rnd 6 @ Brands Hatch Indy

EDlasia Formula 400 & Blue Haze GP

RACE 12 - SECTOR ANALYSIS



SECTOR 1 = FL to I1, SECTOR 2 = I1 to FL, DIFF = Difference To Personal Best Lap, P = Crossed Finish Line in Pit Lane, D = Time Disallowed

P9 96 GP		Neil GREGORY		Yamaha TZ250 - SNC Scaffolding			
IDEAL LAP TIME : 54.809		BEST LAP TIME : 55.086		DIFFERENCE : 0.277			
LAP	SECTOR 1	SECTOR 2	LAP TIME	MPH	DIFF	TIME OF DAY	
1 -		22.473	1:05.895	65.99	10.809	14:56:23.793	
2 -	34.368	22.918	57.286	75.91	2.200	14:57:21.079	
3 -	33.817	22.044	55.861	77.84	0.775	14:58:16.940	
4 -	33.638	22.055	55.693	78.08	0.607	14:59:12.633	
5 -	34.049	22.467	56.516	76.94	1.430	15:00:09.149	
6 -	34.055	22.599	56.654	76.75	1.568	15:01:05.803	
7 -	33.311	22.176	55.487	78.37	0.401	15:02:01.290	
8 -	33.367	21.742	55.109 (2)	78.90	0.023	15:02:56.399	
9 -	33.094	21.992	55.086 (1)	78.94		15:03:51.485	
10 -	33.067	22.334	55.401 (3)	78.49	0.315	15:04:46.886	

P10 53 GP		Mark WHITING		Yamaha TZ250 - Mark whiting			
IDEAL LAP TIME : 55.375		BEST LAP TIME : 55.412		DIFFERENCE : 0.037			
LAP	SECTOR 1	SECTOR 2	LAP TIME	MPH	DIFF	TIME OF DAY	
1 -		22.413	1:03.732	68.23	8.320	14:56:21.630	
2 -	35.057	22.444	57.501	75.62	2.089	14:57:19.131	
3 -	33.935	22.025	55.960 (3)	77.70	0.548	14:58:15.091	
4 -	33.948	22.419	56.367	77.14	0.955	14:59:11.458	
5 -	34.662	22.617	57.279	75.91	1.867	15:00:08.737	
6 -	34.219	22.335	56.554	76.89	1.142	15:01:05.291	
7 -	33.939	22.039	55.978	77.68	0.566	15:02:01.269	
8 -	33.523	21.889	55.412 (1)	78.47		15:02:56.681	
9 -	33.651	23.464	57.115	76.13	1.703	15:03:53.796	
10 -	33.486	22.411	55.897 (2)	77.79	0.485	15:04:49.693	

P11 30 S		Alan COOPER		Yamaha TZR250 - twistgrip motorcycles			
IDEAL LAP TIME : 55.506		BEST LAP TIME : 55.613		DIFFERENCE : 0.107			
LAP	SECTOR 1	SECTOR 2	LAP TIME	MPH	DIFF	TIME OF DAY	
1 -		23.211	1:03.462	68.52	7.849	14:56:21.360	
2 -	34.549	22.420	56.969	76.33	1.356	14:57:18.329	
3 -	33.570	22.760	56.330 (3)	77.19	0.717	14:58:14.659	
4 -	34.033	22.723	56.756	76.61	1.143	14:59:11.415	
5 -	34.596	22.915	57.511	75.61	1.898	15:00:08.926	
6 -	35.085	22.781	57.866	75.14	2.253	15:01:06.792	
7 -	33.236	22.377	55.613 (1)	78.19		15:02:02.405	
8 -	33.641	22.270	55.911 (2)	77.77	0.298	15:02:58.316	
9 -	33.435	22.956	56.391	77.11	0.778	15:03:54.707	
10 -	33.660	22.757	56.417	77.07	0.804	15:04:51.124	

P12 55 S		Paul TOLAND		- Kippers keys			
IDEAL LAP TIME : 56.466		BEST LAP TIME : 56.557		DIFFERENCE : 0.091			
LAP	SECTOR 1	SECTOR 2	LAP TIME	MPH	DIFF	TIME OF DAY	
1 -		22.899	1:02.475	69.60	5.918	14:56:20.373	
2 -	34.273	22.974	57.247	75.96	0.690	14:57:17.620	
3 -	33.965	22.874	56.839	76.50	0.282	14:58:14.459	
4 -	34.043	22.795	56.838	76.50	0.281	14:59:11.297	
5 -	34.541	23.062	57.603	75.49	1.046	15:00:08.900	
6 -	34.294	23.555	57.849	75.17	1.292	15:01:06.749	
7 -	33.860	22.697	56.557 (1)	76.88		15:02:03.306	
8 -	33.773	22.839	56.612 (2)	76.81	0.055	15:02:59.918	
9 -	33.990	22.693	56.683 (3)	76.71	0.126	15:03:56.601	
10 -	34.492	23.089	57.581	75.52	1.024	15:04:54.182	

Weather / Track : Sunny / Dry

Brands Hatch Indy
Circuit Length = 1.2079 miles
Start: 14:55 Flag 15:04 End: 15:05

BMCRC - MRO Championships 2021 - Rnd 6 @ Brands Hatch Indy

EDlasia Formula 400 & Blue Haze GP

RACE 12 - SECTOR ANALYSIS



SECTOR 1 = FL to I1, SECTOR 2 = I1 to FL, DIFF = Difference To Personal Best Lap, P = Crossed Finish Line in Pit Lane, D = Time Disallowed

P13 188 S		Michael STANLEY		-		
IDEAL LAP TIME : 56.421		BEST LAP TIME : 56.500		DIFFERENCE : 0.079		
LAP	SECTOR 1	SECTOR 2	LAP TIME	MPH	DIFF	TIME OF DAY
1 -		23.203	1:03.210	68.79	6.710	14:56:21.108
2 -	34.915	23.429	58.344	74.53	1.844	14:57:19.452
3 -	34.347	22.964	57.311	75.87	0.811	14:58:16.763
4 -	34.205	22.809	57.014	76.27	0.514	14:59:13.777
5 -	34.401	22.831	57.232	75.98	0.732	15:00:11.009
6 -	33.772	22.852	56.624	76.79	0.124	15:01:07.633
7 -	33.721	22.779	56.500 (1)	76.96		15:02:04.133
8 -	33.642	22.909	56.551 (3)	76.89	0.051	15:03:00.684
9 -	33.739	22.810	56.549 (2)	76.89	0.049	15:03:57.233
10 -	34.028	22.948	56.976	76.32	0.476	15:04:54.209

P14 47		Allan CLARK		Kawasaki ZXR400 - A Clark & Sons Builders		
IDEAL LAP TIME : 56.241		BEST LAP TIME : 56.241		DIFFERENCE : 0.000		
LAP	SECTOR 1	SECTOR 2	LAP TIME	MPH	DIFF	TIME OF DAY
1 -		23.035	1:04.938	66.96	8.697	14:56:22.836
2 -	34.797	23.307	58.104	74.84	1.863	14:57:20.940
3 -	34.634	23.223	57.857	75.16	1.616	14:58:18.797
4 -	33.974	23.064	57.038 (2)	76.24	0.797	14:59:15.835
5 -	34.602	23.052	57.654	75.42	1.413	15:00:13.489
6 -	34.170	22.912	57.082 (3)	76.18	0.841	15:01:10.571
7 -	33.714	22.527	56.241 (1)	77.32		15:02:06.812
8 -	34.632	23.035	57.667	75.40	1.426	15:03:04.479
9 -	34.576	22.824	57.400	75.75	1.159	15:04:01.879
10 -	34.375	23.008	57.383	75.78	1.142	15:04:59.262

P15 60 S		Daniel GOUGH		Yamaha TZR 250 - G Force Motorcycles		
IDEAL LAP TIME : 56.288		BEST LAP TIME : 56.561		DIFFERENCE : 0.273		
LAP	SECTOR 1	SECTOR 2	LAP TIME	MPH	DIFF	TIME OF DAY
1 -		23.197	1:05.464	66.42	8.903	14:56:23.362
2 -	34.813	23.245	58.058	74.90	1.497	14:57:21.420
3 -	34.991	22.776	57.767	75.27	1.206	14:58:19.187
4 -	35.576	22.658	58.234	74.67	1.673	14:59:17.421
5 -	34.653	23.029	57.682	75.38	1.121	15:00:15.103
6 -	34.292	22.480	56.772 (2)	76.59	0.211	15:01:11.875
7 -	33.808	22.753	56.561 (1)	76.88		15:02:08.436
8 -	34.026	22.811	56.837 (3)	76.51	0.276	15:03:05.273
9 -	34.251	22.872	57.123	76.12	0.562	15:04:02.396
10 -	34.292	22.987	57.279	75.91	0.718	15:04:59.675

P16 119 R		James O'MARA		Kawasaki NINJA 300 - BRP Machining Ltd		
IDEAL LAP TIME : 56.559		BEST LAP TIME : 56.862		DIFFERENCE : 0.303		
LAP	SECTOR 1	SECTOR 2	LAP TIME	MPH	DIFF	TIME OF DAY
1 -		23.709	1:06.133	65.75	9.271	14:56:24.031
2 -	34.994	23.340	58.334	74.54	1.472	14:57:22.365
3 -	34.328	23.077	57.405	75.75	0.543	14:58:19.770
4 -	34.348	22.851	57.199 (3)	76.02	0.337	14:59:16.969
5 -	34.092	23.192	57.284	75.91	0.422	15:00:14.253
6 -	33.926	22.936	56.862 (1)	76.47		15:01:11.115
7 -	33.942	23.266	57.208	76.01	0.346	15:02:08.323
8 -	34.536	23.270	57.806	75.22	0.944	15:03:06.129
9 -	33.708	23.265	56.973 (2)	76.32	0.111	15:04:03.102
10 -	33.775	23.503	57.278	75.92	0.416	15:05:00.380

Weather / Track : Sunny / Dry

Brands Hatch Indy
Circuit Length = 1.2079 miles
Start: 14:55 Flag 15:04 End: 15:05

BMCRC - MRO Championships 2021 - Rnd 6 @ Brands Hatch Indy

EDlasia Formula 400 & Blue Haze GP

RACE 12 - SECTOR ANALYSIS



SECTOR 1 = FL to I1, SECTOR 2 = I1 to FL, DIFF = Difference To Personal Best Lap, P = Crossed Finish Line in Pit Lane, D = Time Disallowed

P17 25 R/S		Haydon SMITH		Kawasaki ZXR400 - HI-Precision Engineering Ltd			
IDEAL LAP TIME : 56.437		BEST LAP TIME : 56.728		DIFFERENCE : 0.291			
LAP	SECTOR 1	SECTOR 2	LAP TIME	MPH	DIFF	TIME OF DAY	
1 -		24.072	1:07.239	64.67	10.511	14:56:25.137	
2 -	35.702	23.426	59.128	73.54	2.400	14:57:24.265	
3 -	35.310	23.278	58.588	74.22	1.860	14:58:22.853	
4 -	35.066	23.296	58.362	74.51	1.634	14:59:21.215	
5 -	34.967	23.420	58.387	74.47	1.659	15:00:19.602	
6 -	35.541	23.012	58.553	74.26	1.825	15:01:18.155	
7 -	34.492	23.390	57.882	75.12	1.154	15:02:16.037	
8 -	34.106	23.099	57.205 (3)	76.01	0.477	15:03:13.242	
9 -	34.079	22.649	56.728 (1)	76.65		15:04:09.970	
10 -	34.384	22.358	56.742 (2)	76.63	0.014	15:05:06.712	

P18 75		Gary FRASER		Kawasaki ZXR400 -			
IDEAL LAP TIME : 56.885		BEST LAP TIME : 57.229		DIFFERENCE : 0.344			
LAP	SECTOR 1	SECTOR 2	LAP TIME	MPH	DIFF	TIME OF DAY	
1 -		23.900	1:07.347	64.56	10.118	14:56:25.245	
2 -	36.132	23.269	59.401	73.20	2.172	14:57:24.646	
3 -	35.436	23.008	58.444	74.40	1.215	14:58:23.090	
4 -	35.474	23.040	58.514	74.31	1.285	14:59:21.604	
5 -	35.178	23.043	58.221	74.69	0.992	15:00:19.825	
6 -	34.923	22.819	57.742	75.31	0.513	15:01:17.567	
7 -	34.895	23.019	57.914	75.08	0.685	15:02:15.481	
8 -	34.563	22.772	57.335 (3)	75.84	0.106	15:03:12.816	
9 -	34.529	22.715	57.244 (2)	75.96	0.015	15:04:10.060	
10 -	34.873	22.356	57.229 (1)	75.98		15:05:07.289	

P19 138		Andrew Finlay HOWE		Kawasaki Ninja 300 - Finlay Howe Ltd			
IDEAL LAP TIME : 57.024		BEST LAP TIME : 57.222		DIFFERENCE : 0.198			
LAP	SECTOR 1	SECTOR 2	LAP TIME	MPH	DIFF	TIME OF DAY	
1 -		23.688	1:08.046	63.90	10.824	14:56:25.944	
2 -	36.637	22.990	59.627	72.93	2.405	14:57:25.571	
3 -	35.527	22.920	58.447	74.40	1.225	14:58:24.018	
4 -	34.725	23.662	58.387	74.47	1.165	14:59:22.405	
5 -	35.133	23.396	58.529	74.29	1.307	15:00:20.934	
6 -	34.714	23.315	58.029	74.93	0.807	15:01:18.963	
7 -	34.214	23.131	57.345	75.83	0.123	15:02:16.308	
8 -	34.224	23.099	57.323 (2)	75.86	0.101	15:03:13.631	
9 -	34.412	22.810	57.222 (1)	75.99		15:04:10.853	
10 -	34.414	22.914	57.328 (3)	75.85	0.106	15:05:08.181	

P20 42		David ATKINS		Honda CBR 400 NC29 - DA PLUMBING and MECHANICAL LTI			
IDEAL LAP TIME : 56.954		BEST LAP TIME : 56.954		DIFFERENCE : 0.000			
LAP	SECTOR 1	SECTOR 2	LAP TIME	MPH	DIFF	TIME OF DAY	
1 -		24.088	1:08.067	63.88	11.113	14:56:25.965	
2 -	36.241	23.275	59.516	73.06	2.562	14:57:25.481	
3 -	34.998	23.304	58.302	74.58	1.348	14:58:23.783	
4 -	35.247	23.241	58.488	74.35	1.534	14:59:22.271	
5 -	34.819	23.526	58.345	74.53	1.391	15:00:20.616	
6 -	34.635	23.734	58.369	74.50	1.415	15:01:18.985	
7 -	34.618	23.303	57.921	75.07	0.967	15:02:16.906	
8 -	34.329	22.907	57.236 (3)	75.97	0.282	15:03:14.142	
9 -	34.129	23.025	57.154 (2)	76.08	0.200	15:04:11.296	
10 -	34.084	22.870	56.954 (1)	76.35		15:05:08.250	

Weather / Track : Sunny / Dry

Brands Hatch Indy
Circuit Length = 1.2079 miles
Start: 14:55 Flag 15:04 End: 15:05

BMCRC - MRO Championships 2021 - Rnd 6 @ Brands Hatch Indy

EDlasia Formula 400 & Blue Haze GP

RACE 12 - SECTOR ANALYSIS



SECTOR 1 = FL to I1, SECTOR 2 = I1 to FL, DIFF = Difference To Personal Best Lap, P = Crossed Finish Line in Pit Lane, D = Time Disallowed

P21 88 GP		George PRINOS		Yamaha TZ250 - KAPPA PLANNING LTD		
IDEAL LAP TIME : 58.086		BEST LAP TIME : 58.107		DIFFERENCE : 0.021		
LAP	SECTOR 1	SECTOR 2	LAP TIME	MPH	DIFF	TIME OF DAY
1 -		24.032	1:10.987	61.25	12.880	14:56:28.885
2 -	35.773	23.160	58.933	73.78	0.826	14:57:27.818
3 -	35.174	22.933	58.107 (1)	74.83		14:58:25.925
4 -	35.312	23.254	58.566	74.25	0.459	14:59:24.491
5 -	35.669	23.638	59.307	73.32	1.200	15:00:23.798
6 -	36.034	23.353	59.387	73.22	1.280	15:01:23.185
7 -	35.751	23.501	59.252	73.39	1.145	15:02:22.437
8 -	35.569	23.045	58.614	74.19	0.507	15:03:21.051
9 -	35.359	22.912	58.271 (2)	74.62	0.164	15:04:19.322
10 -	35.192	23.144	58.336 (3)	74.54	0.229	15:05:17.658

P22 999 S		Jim DALTON		Kawasaki ZXR400L1 -		
IDEAL LAP TIME : 58.714		BEST LAP TIME : 58.714		DIFFERENCE : 0.000		
LAP	SECTOR 1	SECTOR 2	LAP TIME	MPH	DIFF	TIME OF DAY
1 -		24.804	1:11.385	60.91	12.671	14:56:29.283
2 -	36.583	24.147	1:00.730	71.60	2.016	14:57:30.013
3 -	37.279	24.159	1:01.438	70.78	2.724	14:58:31.451
4 -	36.494	24.312	1:00.806	71.51	2.092	14:59:32.257
5 -	36.025	23.769	59.794 (3)	72.72	1.080	15:00:32.051
6 -	35.902	23.959	59.861	72.64	1.147	15:01:31.912
7 -	35.225	23.489	58.714 (1)	74.06		15:02:30.626
8 -	35.481	23.849	59.330 (2)	73.29	0.616	15:03:29.956
9 -	36.398	23.914	1:00.312	72.10	1.598	15:04:30.268

P23 45 R		Jake MARSH		Kawasaki NINJA 300 - Zipped Up Racing		
IDEAL LAP TIME : 59.627		BEST LAP TIME : 59.627		DIFFERENCE : 0.000		
LAP	SECTOR 1	SECTOR 2	LAP TIME	MPH	DIFF	TIME OF DAY
1 -		24.789	1:10.238	61.91	10.611	14:56:28.136
2 -	37.009	24.659	1:01.668	70.51	2.041	14:57:29.804
3 -	36.608	23.945	1:00.553	71.81	0.926	14:58:30.357
4 -	36.486	24.454	1:00.940	71.35	1.313	14:59:31.297
5 -	36.387	24.158	1:00.545 (3)	71.82	0.918	15:00:31.842
6 -	36.304	24.612	1:00.916	71.38	1.289	15:01:32.758
7 -	35.853	23.774	59.627 (1)	72.93		15:02:32.385
8 -	36.177	24.382	1:00.559	71.80	0.932	15:03:32.944
9 -	36.047	23.961	1:00.008 (2)	72.46	0.381	15:04:32.952

P24 73 R/S		Colvin TURNER		Yamaha TZR250 -		
IDEAL LAP TIME : 59.986		BEST LAP TIME : 1:00.599		DIFFERENCE : 0.613		
LAP	SECTOR 1	SECTOR 2	LAP TIME	MPH	DIFF	TIME OF DAY
1 -		23.780	1:09.406	62.65	8.807	14:56:27.304
2 -	36.206	24.393	1:00.599 (1)	71.76		14:57:27.903
3 -	36.940	25.106	1:02.046 (3)	70.08	1.447	14:58:29.949
4 -	37.688	24.783	1:02.471	69.60	1.872	14:59:32.420
5 -	37.449	24.418	1:01.867 (2)	70.28	1.268	15:00:34.287
6 -	38.085	24.896	1:02.981	69.04	2.382	15:01:37.268
7 -	38.619	24.864	1:03.483	68.50	2.884	15:02:40.751
8 -	38.099	25.301	1:03.400	68.58	2.801	15:03:44.151
9 -	39.100	25.889	1:04.989	66.91	4.390	15:04:49.140

Weather / Track : Sunny / Dry

Brands Hatch Indy
Circuit Length = 1.2079 miles
Start: 14:55 Flag 15:04 End: 15:05

BMCRC - MRO Championships 2021 - Rnd 6 @ Brands Hatch Indy

EDlasia Formula 400 & Blue Haze GP

RACE 12 - SECTOR ANALYSIS



SECTOR 1 = FL to I1, SECTOR 2 = I1 to FL, DIFF = Difference To Personal Best Lap, P = Crossed Finish Line in Pit Lane, D = Time Disallowed

P25 183		Simon CHAPPELL		Kawasaki NINJA 300 -			
IDEAL LAP TIME : 1:02.478		BEST LAP TIME : 1:02.898		DIFFERENCE : 0.420			
LAP	SECTOR 1	SECTOR 2	LAP TIME	MPH	DIFF	TIME OF DAY	
1 -		24.623	1:10.755	61.45	7.857	14:56:28.653	
2 -	38.078	25.235	1:03.313 (3)	68.68	0.415	14:57:31.966	
3 -	37.855	25.043	1:02.898 (1)	69.13		14:58:34.864	
4 -	38.425	25.246	1:03.671	68.29	0.773	14:59:38.535	
5 -	38.009	25.219	1:03.228 (2)	68.77	0.330	15:00:41.763	
6 -	38.602	25.954	1:04.556	67.36	1.658	15:01:46.319	
7 -	38.798	25.552	1:04.350	67.57	1.452	15:02:50.669	
8 -	39.275	25.689	1:04.964	66.93	2.066	15:03:55.633	
9 -	38.499	25.678	1:04.177	67.75	1.279	15:04:59.810	

P26 27 S		Richard HAYWARD		Yamaha TZR - Hazel Motors/ Gforce			
IDEAL LAP TIME : 56.789		BEST LAP TIME : 57.074		DIFFERENCE : 0.285			
LAP	SECTOR 1	SECTOR 2	LAP TIME	MPH	DIFF	TIME OF DAY	
1 -		22.752	1:04.356	67.57	7.282	14:56:22.254	
2 -	34.037	23.037	57.074 (1)	76.19		14:57:19.328	

P27 3 GP		Tom BARRETT		Honda RS250 - The Two Stroke Workshop			
IDEAL LAP TIME : 1:06.842		BEST LAP TIME :		DIFFERENCE :			
LAP	SECTOR 1	SECTOR 2	LAP TIME	MPH	DIFF	TIME OF DAY	
1 -		22.993	1:03.149	68.86		14:56:21.047	

BMCRC - MRO Championships 2021 - Rnd 6 @ Brands Hatch Indy

EDlasia Formula 400 & Blue Haze GP

RACE 12 - BEST SECTORS

SECTOR 1			SECTOR 2			IDEAL / BEST COMPARISON						
POS	NO	NAME	TIME	NO	NAME	TIME	POS	NO	NAME	IDEAL	BEST	DIFF
									PERFECT LAP	52.723		
1	1	ATKINSON	32.064	51	WHOLEY	20.659	1	51	WHOLEY	52.916	52.991	0.075
2	4	SEATH	32.092	1	ATKINSON	21.056	2	1	ATKINSON	53.120	53.120	0.000
3	51	WHOLEY	32.257	26	WAINWRIGHT	21.215	3	4	SEATH	53.329	53.626	0.297
4	85	ROBINSON	32.381	4	SEATH	21.237	4	26	WAINWRIGHT	53.758	53.817	0.059
5	26	WAINWRIGHT	32.543	92	WAINWRIGHT	21.592	5	85	ROBINSON	54.179	54.207	0.028
6	351	DIGBY-BAKER	32.654	12	MARTIN	21.699	6	351	DIGBY-BAKER	54.444	54.567	0.123
7	92	WAINWRIGHT	32.980	96	GREGORY	21.742	7	92	WAINWRIGHT	54.572	54.572	0.000
8	12	MARTIN	33.038	351	DIGBY-BAKER	21.790	8	12	MARTIN	54.737	54.789	0.052
9	96	GREGORY	33.067	85	ROBINSON	21.798	9	96	GREGORY	54.809	55.086	0.277
10	30	COOPER	33.236	53	WHITING	21.889	10	53	WHITING	55.375	55.412	0.037
11	53	WHITING	33.486	30	COOPER	22.270	11	30	COOPER	55.506	55.613	0.107
12	188	STANLEY	33.642	75	FRASER	22.356	12	47	CLARK	56.241	56.241	0.000
13	119	O'MARA	33.708	25	SMITH	22.358	13	60	GOUGH	56.288	56.561	0.273
14	47	CLARK	33.714	60	GOUGH	22.480	14	188	STANLEY	56.421	56.500	0.079
15	55	TOLAND	33.773	47	CLARK	22.527	15	25	SMITH	56.437	56.728	0.291
16	60	GOUGH	33.808	55	TOLAND	22.693	16	55	TOLAND	56.466	56.557	0.091
17	27	HAYWARD	34.037	27	HAYWARD	22.752	17	119	O'MARA	56.559	56.862	0.303
18	25	SMITH	34.079	188	STANLEY	22.779	18	27	HAYWARD	56.789	57.074	0.285
19	42	ATKINS	34.084	138	HOWE	22.810	19	75	FRASER	56.885	57.229	0.344
20	138	HOWE	34.214	119	O'MARA	22.851	20	42	ATKINS	56.954	56.954	0.000
21	75	FRASER	34.529	42	ATKINS	22.870	21	138	HOWE	57.024	57.222	0.198
22	88	PRINOS	35.174	88	PRINOS	22.912	22	88	PRINOS	58.086	58.107	0.021
23	999	DALTON	35.225	3	BARRETT	22.993	23	999	DALTON	58.714	58.714	0.000
24	45	MARSH	35.853	999	DALTON	23.489	24	45	MARSH	59.627	59.627	0.000
25	73	TURNER	36.206	45	MARSH	23.774	25	73	TURNER	59.986	1:00.599	0.613
26	183	CHAPPELL	37.855	73	TURNER	23.780	26	183	CHAPPELL	1:02.478	1:02.898	0.420
27	3	BARRETT	43.849	183	CHAPPELL	24.623	27	3	BARRETT	1:06.842		

Weather / Track : Sunny / Dry

Results can be found at www.tsl-timing.com

Brands Hatch Indy
Circuit Length = 1.2079 miles
Start: 14:55 Flag 15:04 End: 15:05

Printed - 15:07 Sunday, 03 October 2021

BMCRC - MRO Championships 2021 - Rnd 6 @ Brands Hatch Indy

EDlasia Formula 400 & Blue Haze GP

RACE 12 - STATISTICS

Competitors Started	27
Planned Start	2021-10-03 @ 14:00:00.000
Actual Start	2021-10-03 @ 14:55:17.897
Finish Time	2021-10-03 @ 15:04:24.395
Track Length	1.2079mi.
Total Laps	249
Total Distance Covered	300.7784mi.

Session Fastest Lap History

NO	CL	NAME	LAP TIME	TIME OF DAY	LAP	VEHICLE
51	GP	Kevin WHOLEY	55.137	14:57:13.580	2	Yamaha TZ 250
85		James ROBINSON	55.114	14:57:13.819	2	Kawasaki ZXR400
4		James SEATH	54.612	14:57:13.890	2	Kawasaki ZXR400 L9
1	GP	Phil ATKINSON	53.838	14:57:14.602	2	Yamaha TZ350
1	GP	Phil ATKINSON	53.796	14:58:08.371	3	Yamaha TZ350
1	GP	Phil ATKINSON	53.644	14:59:02.015	4	Yamaha TZ350
51	GP	Kevin WHOLEY	53.614	15:03:31.545	9	Yamaha TZ 250
1	GP	Phil ATKINSON	53.120	15:04:24.405	10	Yamaha TZ350
51	GP	Kevin WHOLEY	52.991	15:04:24.534	10	Yamaha TZ 250

Session Leader History

NO	CL	NAME	FROM LAP	LAPS LED	DISTANCE	VEHICLE
51	GP	Kevin WHOLEY	1	4	4.83 miles	Yamaha TZ 250
1	GP	Phil ATKINSON	5	6	7.24 miles	Yamaha TZ350

Flag History

TYPE	TIME OF DAY
GREEN	14:55:17.897
FINISH	15:04:24.395

Flag Statistics

TYPE	COUNT	TOTAL LAPS	TOTAL TIME
Green	1	10	10:05.097
Red	0	0	0.000
Safety Car	0	0	0.000
FCY	0	0	0.000

BMCRC - MRO Championships 2021 - Rnd 6 @ Brands Hatch Indy

EDlasia Formula 400 & Blue Haze GP

RACE 12 - STATISTICS

CLASS :

7 Starters

Fastest Lap History

NO	NAME	LAP TIME	TIME OF DAY	LAP	VEHICLE
85	James ROBINSON	55.114	14:57:13.819	2	Kawasaki ZXR400
4	James SEATH	54.612	14:57:13.890	2	Kawasaki ZXR400 L9
4	James SEATH	54.151	14:58:08.067	3	Kawasaki ZXR400 L9
4	James SEATH	53.894	14:59:01.935	4	Kawasaki ZXR400 L9
4	James SEATH	53.737	15:00:50.241	6	Kawasaki ZXR400 L9
4	James SEATH	53.626	15:03:32.318	9	Kawasaki ZXR400 L9

Leader History

NO	NAME	FROM LAP	LAPS LED	DISTANCE	VEHICLE
85	James ROBINSON	1	2	2.41 miles	Kawasaki ZXR400
4	James SEATH	3	8	9.66 miles	Kawasaki ZXR400 L9

BMCRC - MRO Championships 2021 - Rnd 6 @ Brands Hatch Indy

EDlasia Formula 400 & Blue Haze GP

RACE 12 - STATISTICS

CLASS : R

2 Starters

Fastest Lap History

NO	NAME	LAP TIME	TIME OF DAY	LAP	VEHICLE
119	James O'MARA	58.334	14:57:22.378	2	Kawasaki NINJA 300
119	James O'MARA	57.405	14:58:19.785	3	Kawasaki NINJA 300
119	James O'MARA	57.199	14:59:16.983	4	Kawasaki NINJA 300
119	James O'MARA	56.862	15:01:11.129	6	Kawasaki NINJA 300

Leader History

NO	NAME	FROM LAP	LAPS LED	DISTANCE	VEHICLE
119	James O'MARA	1	10	12.07 miles	Kawasaki NINJA 300

BMCRC - MRO Championships 2021 - Rnd 6 @ Brands Hatch Indy

EDlasia Formula 400 & Blue Haze GP

RACE 12 - STATISTICS

CLASS : S

7 Starters

Fastest Lap History

NO	NAME	LAP TIME	TIME OF DAY	LAP	VEHICLE
351	Sam DIGBY-BAKER	55.725	14:57:14.593	2	Kawasaki ZXR400
351	Sam DIGBY-BAKER	54.567	14:58:09.186	3	Kawasaki ZXR400

Leader History

NO	NAME	FROM LAP	LAPS LED	DISTANCE	VEHICLE
351	Sam DIGBY-BAKER	1	10	12.07 miles	Kawasaki ZXR400

BMCRC - MRO Championships 2021 - Rnd 6 @ Brands Hatch Indy

EDlasia Formula 400 & Blue Haze GP

RACE 12 - STATISTICS

CLASS : GP

9 Starters

Fastest Lap History

NO	NAME	LAP TIME	TIME OF DAY	LAP	VEHICLE
51	Kevin WHOLEY	55.137	14:57:13.580	2	Yamaha TZ 250
1	Phil ATKINSON	53.838	14:57:14.602	2	Yamaha TZ350
1	Phil ATKINSON	53.796	14:58:08.371	3	Yamaha TZ350
1	Phil ATKINSON	53.644	14:59:02.015	4	Yamaha TZ350
51	Kevin WHOLEY	53.614	15:03:31.545	9	Yamaha TZ 250
1	Phil ATKINSON	53.120	15:04:24.405	10	Yamaha TZ350
51	Kevin WHOLEY	52.991	15:04:24.534	10	Yamaha TZ 250

Leader History

NO	NAME	FROM LAP	LAPS LED	DISTANCE	VEHICLE
51	Kevin WHOLEY	1	4	4.83 miles	Yamaha TZ 250
1	Phil ATKINSON	5	6	7.24 miles	Yamaha TZ350

BMCRC - MRO Championships 2021 - Rnd 6 @ Brands Hatch Indy

EDlasia Formula 400 & Blue Haze GP

RACE 12 - STATISTICS

CLASS : R/S

2 Starters

Fastest Lap History

NO	NAME	LAP TIME	TIME OF DAY	LAP	VEHICLE
25	Haydon SMITH	59.128	14:57:24.276	2	Kawasaki ZXR400
25	Haydon SMITH	58.588	14:58:22.864	3	Kawasaki ZXR400
25	Haydon SMITH	58.362	14:59:21.226	4	Kawasaki ZXR400
25	Haydon SMITH	57.882	15:02:16.048	7	Kawasaki ZXR400
25	Haydon SMITH	57.205	15:03:13.253	8	Kawasaki ZXR400
25	Haydon SMITH	56.728	15:04:09.981	9	Kawasaki ZXR400

Leader History

NO	NAME	FROM LAP	LAPS LED	DISTANCE	VEHICLE
25	Haydon SMITH	1	10	12.07 miles	Kawasaki ZXR400

BMCRC-MRO Championships 2021



**TEAM RESPRO MRO 600 inc
DART MOTORSPORT CLUBMAN 600**

Brands Hatch Indy

2nd / 3rd October 2021



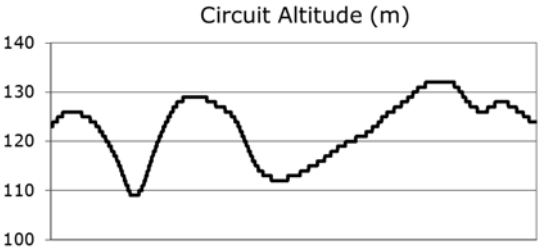
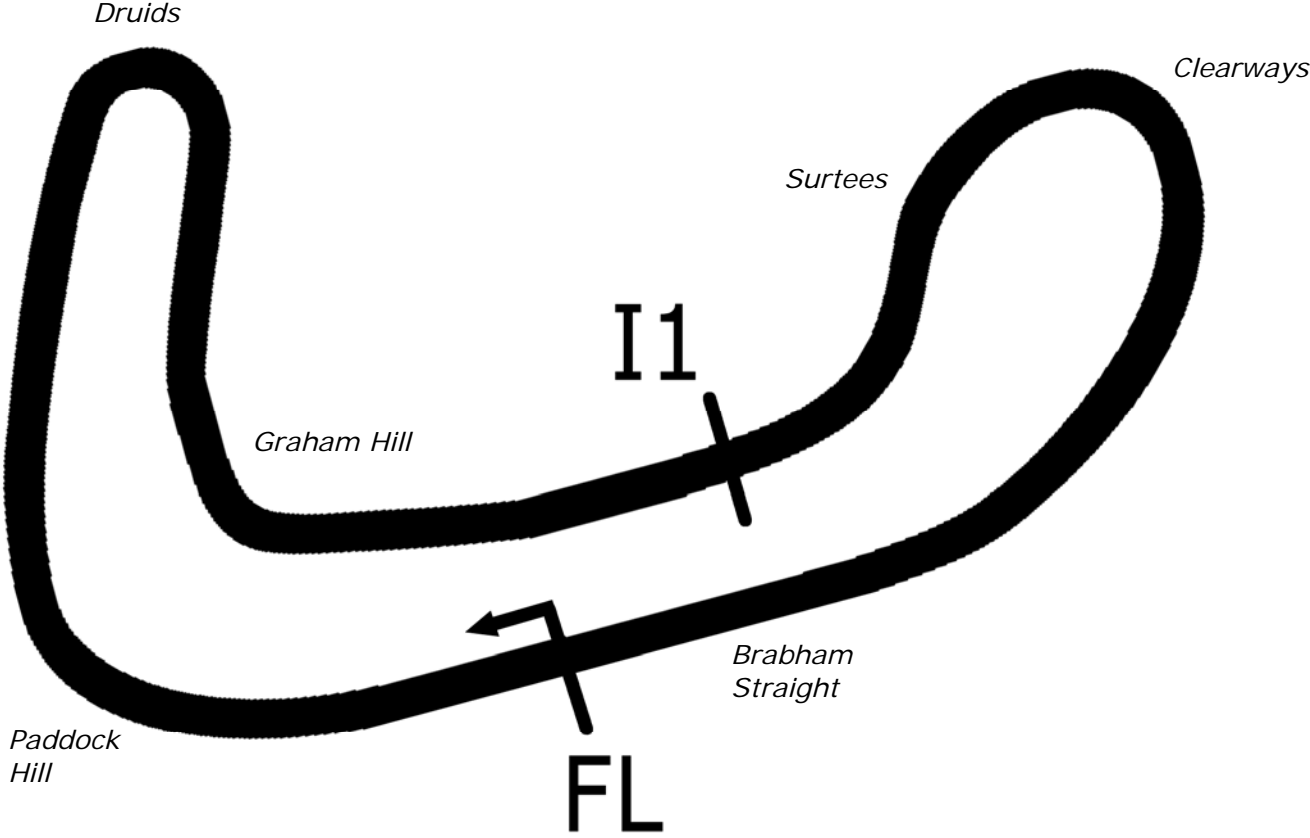
Results Provided by Timing Solutions Ltd
www.tsl-timing.com

Brands Hatch Indy



SPORTS TIMING

TIMING SOLUTIONS LTD



Length	1.2079 miles	1944.0 m	
FL		51.36032 N	0.26032 E
I1	1112m	51.35934 N	0.25955 E
Pit Entry	1669m	51.35911 N	0.25743 E
Pit Exit	26m after FL	51.36027 N	0.26078 E
Pit Entry–Pit Exit 277m, 16.6s @60kph, 12.4s @80kph			

All results available at www.tsl-timing.com

BMCRC - MRO Championships 2021 - Rnd 6 @ Brands Hatch Indy

Team Respro MRO 600 & BMCRC Rookie 600

QUALIFYING - CLASSIFICATION



CONTRACTORS LTD

POS	NO	CL	PIC NAME	ENTRY	TIME	ON	LAPS	GAP	DIFF	MPH
1	56		1 Michael MILLS	Yamaha R6 - A51 Racing, The Wokingham Bar Comp	50.691	4	8			85.78
2	188		2 Dawid KRAWIECKI	Yamaha R6 - Code Blue LTD & D A East Electrical	50.840	4	5	0.149	0.149	85.53
3	81		3 Dan HELYER	Triumph 675 -	51.805	5	9	1.114	0.965	83.94
4	111		4 Ryan FOLKES	Triumph DAYTONA 675 - Carl Harrison Motorcycle Ser	52.319	3	6	1.628	0.514	83.11
5	7	C	1 Thomas BENSTED	Triumph DAYTONA 675R - Significant Debt Racing	52.485	4	6	1.794	0.166	82.85
6	961		5 Jack SIM	Kawasaki ZX6R - Platform Lift Engineers Ltd	52.507	4	5	1.816	0.022	82.81
7	37	C	2 Alexander LATHAM	Triumph DAYTONA - BR-8 / McCrash Racing	52.645	3	3	1.954	0.138	82.60
8	2		6 Andrew GILL	Kawasaki ZX6R -	52.682	2	6	1.991	0.037	82.54
9	13		7 Doug EDMONDSON	Triumph DAYTONA - Stan Stephens Tuning	52.735	6	7	2.044	0.053	82.46
10	818	C	3 Alex BARKER	Yamaha R6 - Barker Woodrow LTD	52.782	5	5	2.091	0.047	82.38
11	134		8 Donald GILBERT	Kawasaki ZX6R - S and N tyres	52.871	4	7	2.180	0.089	82.24
12	95		9 Grant ROBERTSON	Kawasaki ZX6R -	52.915	4	5	2.224	0.044	82.18
13	200	C	4 Dan BURNHAM	Triumph DAYTONA 675 - BDR RACING / KY JAX	53.256	3	6	2.565	0.341	81.65
14	60		10 Jack YOUNGE	Yamaha R6 - Chase Timber / iceni motorcycles	53.564	3	5	2.873	0.308	81.18
15	501	600	2 Ashley COID	Kawasaki ZX636R -	53.628	5	6	2.937	0.064	81.08
16	100	C	5 Craig HOWTON	Kawasaki ZX6R - ME	53.831	5	7	3.140	0.203	80.78
17	8	C	6 Dave SAUNDERS	Honda CBR600 - ETR Building & Civil Engineering Ltd	53.957	6	8	3.266	0.126	80.59
18	228		11 Paul McFADDEN	Kawasaki ZX636 - T.McFadden Plant Ltd	54.210	6	6	3.519	0.253	80.21
19	179	600	4 Thomas GARNER	Yamaha R6 -	54.654	4	7	3.963	0.444	79.56
20	212	600	5 Matt PALLETT	Kawasaki ZX6R - In:timber	54.881	4	7	4.190	0.227	79.23
21	98	600	6 Timothy WALSH	Triumph 675 - T P WALSH PHE	55.102	4	8	4.411	0.221	78.91
22	30	600	7 Paul NIELD	Honda CBR600RR -	55.303	4	7	4.612	0.201	78.63
23	22	600	8 Matt GATHERCOLE	Kawasaki ZX6R - Ride In Bike Tyres	55.486	6	6	4.795	0.183	78.37
24	10	600	9 Glenn SMITH	Suzuki GSXR - AOR Alex Olsen Racing	55.490	5	7	4.799	0.004	78.36
25	994	600	10 Scott BACON	Yamaha R6 - Lexi Racing	55.499	5	5	4.808	0.009	78.35
26	50		12 Aditya Singh BEHAL	Yamaha YZF-R6 - Urban Nomads Racing	55.538	3	6	4.847	0.039	78.29
27	371	600	11 Billy HUTCHINGS	Yamaha R6 -	55.969	4	6	5.278	0.431	77.69
28	192	C	7 Daniel MOFFA	Kawasaki ZX6R - DM Racing	56.144	3	6	5.453	0.175	77.45
29	43	C	8 Daniel SALES	Yamaha R6 - Team Freddie, Ron & Frankie	56.150	5	6	5.459	0.006	77.44
30	686	600	12 Liam SPILLER	Yamaha R6 - LD Renovate Ltd	56.151	5	7	5.460	0.001	77.44
31	117	C	9 Benjamin STONARD	Yamaha R6 - BJ Signs & Decals LTD	56.475	6	6	5.784	0.324	77.00
32	51	600	13 Ross CLARKE	Kawasaki ZX600RR - Ross clarke Farriery	56.573	3	6	5.882	0.098	76.86
33	441	600	14 Toby COOK	Daytona 675R - Brixham Bodyworks	56.849	4	8	6.158	0.276	76.49
34	62	600	15 Oliver NUNN	Yamaha R6 - Intertechnik UK & STVL	58.141	3	3	7.450	1.292	74.79
35	155	600	16 Eliot SMITH	Honda CBR600RR - Pro-Moto Europe Ltd	58.278	5	8	7.587	0.137	74.61
36	44		13 Emmett BURKE	Suzuki GSXR 600 -	58.777	4	7	8.086	0.499	73.98
37	42	600	17 Kai EVANS	Suzuki GSXR 600 - CBS Ltd Construction and Engin	59.638	5	7	8.947	0.861	72.91
38	83		14 Talan SKEELS-PIGGINS	Yamaha R6 - Talan Racing	59.839	4	5	9.148	0.201	72.67
39	636	600	18 Matthew MILLS	Kawasaki ZX6R -	1:00.056	2	4	9.365	0.217	72.40

Brands Hatch Indy

Circuit Length = 1.2079 miles

Start: 10:01 Flag 10:11 End: 10:11

Weather / Track : Drizzle / Damp

These results are provisional until the conclusion of any judicial and technical matters.

Clerk Of Course :	Stewards :	Timekeeper :
-------------------	------------	--------------

Results can be found at www.tsl-timing.com

Printed - 10:12 Saturday, 02 October 2021



BMCRC - MRO Championships 2021 - Rnd 6 @ Brands Hatch Indy

Team Respro MRO 600 & BMCRC Rookie 600

QUALIFYING - SECTOR ANALYSIS



SECTOR 1 = FL to I1, SECTOR 2 = I1 to FL, DIFF = Difference To Personal Best Lap, P = Crossed Finish Line in Pit Lane, D = Time Disallowed

P1 56		Michael MILLS		Yamaha R6 - A51 Racing, The Wokingham Bar Company			
IDEAL LAP TIME : 50.687		BEST LAP TIME : 50.691		DIFFERENCE : 0.004			
LAP	SECTOR 1	SECTOR 2	LAP TIME	MPH	DIFF	TIME OF DAY	
1 -	32.147	21.121	53.268	81.63	2.577	10:03:10.807	
2 -	30.641	20.319	50.960 (2)	85.33	0.269	10:04:01.767	
3 -	30.423	20.794	51.217 (3)	84.90	0.526	10:04:52.984	
4 -	30.427	20.264	50.691 (1)	85.78		10:05:43.675	
5 -	30.688	21.898	52.586	82.69	1.895	10:06:36.261	
6 -	31.257	20.830	52.087	83.48	1.396	10:07:28.348	
7 -	32.694	20.755	53.449	81.35	2.758	10:08:21.797	
8 -	30.845	20.768	51.613	84.25	0.922	10:09:13.410	

P2 188		Dawid KRAWIECKI		Yamaha R6 - Code Blue LTD & D A East Electrical			
IDEAL LAP TIME : 50.840		BEST LAP TIME : 50.840		DIFFERENCE : 0.000			
LAP	SECTOR 1	SECTOR 2	LAP TIME	MPH	DIFF	TIME OF DAY	
1 -	OUTLAP	21.142	57.972	75.01	7.132	10:04:07.121	
2 -	31.160	21.004	52.164	83.36	1.324	10:04:59.285	
3 -	30.630	20.867	51.497 (3)	84.44	0.657	10:05:50.782	
4 -	30.230	20.610	50.840 (1)	85.53		10:06:41.622	
5 -	30.337	20.692	51.029 (2)	85.21	0.189	10:07:32.651	

P3 81		Dan HELYER		Triumph 675 -			
IDEAL LAP TIME : 51.004		BEST LAP TIME : 51.805		DIFFERENCE : 0.801			
LAP	SECTOR 1	SECTOR 2	LAP TIME	MPH	DIFF	TIME OF DAY	
1 -	34.060	22.083	56.143	77.45	4.338	10:03:27.945	
2 -	31.398	21.487	52.885	82.22	1.080	10:04:20.830	
3 -	31.330	20.953	52.283 (2)	83.17	0.478	10:05:13.113	
4 -	32.063	20.296	52.359	83.05	0.554	10:06:05.472	
5 -	30.997	20.808	51.805 (1)	83.94		10:06:57.277	
6 -	31.890	20.482	52.372	83.03	0.567	10:07:49.649	
7 -	31.412	20.926	52.338 (3)	83.08	0.533	10:08:41.987	
8 -	30.708	21.670	52.378	83.02	0.573	10:09:34.365	
9 -	30.749	25.758	56.507	76.95	4.702	10:10:30.872	

P4 111		Ryan FOLKES		Triumph DAYTONA 675 - Carl Harrison Motorcycle Services			
IDEAL LAP TIME : 51.900		BEST LAP TIME : 52.319		DIFFERENCE : 0.419			
LAP	SECTOR 1	SECTOR 2	LAP TIME	MPH	DIFF	TIME OF DAY	
1 -	36.521	21.983	58.504	74.33	6.185	10:03:10.806	
2 -	32.138	20.568	52.706 (3)	82.50	0.387	10:04:03.512	
3 -	31.636	20.683	52.319 (1)	83.11		10:04:55.831	
4 -	32.131	21.472	53.603	81.12	1.284	10:05:49.434	
5 -	31.436	20.918	52.354 (2)	83.06	0.035	10:06:41.788	
6 -	31.332	21.554	52.886	82.22	0.567	10:07:34.674	

P5 7 C		Thomas BENSTED		Triumph DAYTONA 675R - Significant Debt Racing			
IDEAL LAP TIME : 52.485		BEST LAP TIME : 52.485		DIFFERENCE : 0.000			
LAP	SECTOR 1	SECTOR 2	LAP TIME	MPH	DIFF	TIME OF DAY	
1 -	33.264	21.724	54.988	79.08	2.503	10:03:00.130	
2 -	32.574	21.512	54.086	80.40	1.601	10:03:54.216	
3 -	32.111	20.959	53.070 (2)	81.94	0.585	10:04:47.286	
4 -	31.626	20.859	52.485 (1)	82.85		10:05:39.771	
5 -	32.209	21.540	53.749 (3)	80.90	1.264	10:06:33.520	
6 -	33.020	21.657	54.677	79.53	2.192	10:07:28.197	

Weather / Track : Drizzle / Damp

Brands Hatch Indy
Circuit Length = 1.2079 miles
Start: 10:01 Flag 10:11 End: 10:11

BMCRC - MRO Championships 2021 - Rnd 6 @ Brands Hatch Indy

Team Respro MRO 600 & BMCRC Rookie 600

QUALIFYING - SECTOR ANALYSIS



SECTOR 1 = FL to I1, SECTOR 2 = I1 to FL, DIFF = Difference To Personal Best Lap, P = Crossed Finish Line in Pit Lane, D = Time Disallowed

P6 961		Jack SIM		Kawasaki ZX6 R - Platform Lift Engineers Ltd			
IDEAL LAP TIME : 52.461		BEST LAP TIME : 52.507		DIFFERENCE : 0.046			
LAP	SECTOR 1	SECTOR 2	LAP TIME	MPH	DIFF	TIME OF DAY	
1 -	33.889	21.774	55.663	78.12	3.156	10:03:00.056	
2 -	32.138	21.334	53.472 (3)	81.32	0.965	10:03:53.528	
3 -	31.794	21.122	52.916 (2)	82.17	0.409	10:04:46.444	
4 -	31.339	21.168	52.507 (1)	82.81		10:05:38.951	
5 -	31.927	22.225	54.152	80.30	1.645	10:06:33.103	

P7 37 C		Alexander LATHAM		Triumph DAYTONA - BR-8 / McCrash Racing			
IDEAL LAP TIME : 52.645		BEST LAP TIME : 52.645		DIFFERENCE : 0.000			
LAP	SECTOR 1	SECTOR 2	LAP TIME	MPH	DIFF	TIME OF DAY	
1 -	34.909	21.849	56.758 (3)	76.61	4.113	10:03:54.162	
2 -	32.874	21.307	54.181 (2)	80.26	1.536	10:04:48.343	
3 -	31.818	20.827	52.645 (1)	82.60		10:05:40.988	

P8 2		Andrew GILL		Kawasaki ZX6R -			
IDEAL LAP TIME : 52.536		BEST LAP TIME : 52.682		DIFFERENCE : 0.146			
LAP	SECTOR 1	SECTOR 2	LAP TIME	MPH	DIFF	TIME OF DAY	
1 -	32.314	20.996	53.310	81.57	0.628	10:03:43.499	
2 -	31.540	21.142	52.682 (1)	82.54		10:04:36.181	
3 -	31.956	21.347	53.303 (3)	81.58	0.621	10:05:29.484	
4 -	32.828	IN PIT	1:30.567 P	48.01	37.885	10:07:00.051	
5 -	OUTLAP	21.525	58.270	74.62	5.588	10:07:58.321	
6 -	31.727	21.150	52.877 (2)	82.23	0.195	10:08:51.198	

P9 13		Doug EDMONDSON		Triumph DAYTONA - Stan Stephens Tuning			
IDEAL LAP TIME : 52.388		BEST LAP TIME : 52.735		DIFFERENCE : 0.347			
LAP	SECTOR 1	SECTOR 2	LAP TIME	MPH	DIFF	TIME OF DAY	
1 -	32.870	22.545	55.415	78.47	2.680	10:03:16.305	
2 -	34.079	21.551	55.630	78.17	2.895	10:04:11.935	
3 -	32.245	20.957	53.202 (2)	81.73	0.467	10:05:05.137	
4 -	32.298	20.906	53.204 (3)	81.73	0.469	10:05:58.341	
5 -	31.996	21.478	53.474	81.32	0.739	10:06:51.815	
6 -	31.482	21.253	52.735 (1)	82.46		10:07:44.550	
7 -	32.217	22.026	54.243	80.16	1.508	10:08:38.793	

P10 818 C		Alex BARKER		Yamaha R6 - Barker Woodrow LTD			
IDEAL LAP TIME : 52.782		BEST LAP TIME : 52.782		DIFFERENCE : 0.000			
LAP	SECTOR 1	SECTOR 2	LAP TIME	MPH	DIFF	TIME OF DAY	
1 -	33.714	21.389	55.103	78.91	2.321	10:03:33.210	
2 -	32.925	21.139	54.064 (3)	80.43	1.282	10:04:27.274	
3 -	32.237	21.934	54.171	80.27	1.389	10:05:21.445	
4 -	32.085	21.904	53.989 (2)	80.54	1.207	10:06:15.434	
5 -	31.923	20.859	52.782 (1)	82.38		10:07:08.216	

P11 134		Donald GILBERT		Kawasaki ZX6R - S and N tyres			
IDEAL LAP TIME : 52.871		BEST LAP TIME : 52.871		DIFFERENCE : 0.000			
LAP	SECTOR 1	SECTOR 2	LAP TIME	MPH	DIFF	TIME OF DAY	
1 -	OUTLAP	21.555	1:01.219	71.03	8.348	10:04:14.648	
2 -	33.952	21.653	55.605	78.20	2.734	10:05:10.253	
3 -	33.132	21.044	54.176 (3)	80.26	1.305	10:06:04.429	
4 -	31.992	20.879	52.871 (1)	82.24		10:06:57.300	
5 -	32.310	20.892	53.202 (2)	81.73	0.331	10:07:50.502	
6 -	32.335	21.934	54.269	80.13	1.398	10:08:44.771	
7 -	33.408	21.902	55.310	78.62	2.439	10:09:40.081	

Weather / Track : Drizzle / Damp

Brands Hatch Indy
Circuit Length = 1.2079 miles
Start: 10:01 Flag 10:11 End: 10:11

BMCRC - MRO Championships 2021 - Rnd 6 @ Brands Hatch Indy

Team Respro MRO 600 & BMCRC Rookie 600

QUALIFYING - SECTOR ANALYSIS



SECTOR 1 = FL to I1, SECTOR 2 = I1 to FL, DIFF = Difference To Personal Best Lap, P = Crossed Finish Line in Pit Lane, D = Time Disallowed

P12 95		Grant ROBERTSON		Kawasaki ZX6R -		
IDEAL LAP TIME : 52.871		BEST LAP TIME : 52.915		DIFFERENCE : 0.044		
LAP	SECTOR 1	SECTOR 2	LAP TIME	MPH	DIFF	TIME OF DAY
1 -	OUTLAP	22.181	1:01.438	70.78	8.523	10:04:14.010
2 -	33.585	21.853	55.438	78.44	2.523	10:05:09.448
3 -	33.078	20.915	53.993 (3)	80.54	1.078	10:06:03.441
4 -	32.108	20.807	52.915 (1)	82.18		10:06:56.356
5 -	33.061	20.763	53.824 (2)	80.79	0.909	10:07:50.180

P13 200 C		Dan BURNHAM		Triumph DAYTONA 675 - BDR RACING / KY JAX		
IDEAL LAP TIME : 53.235		BEST LAP TIME : 53.256		DIFFERENCE : 0.021		
LAP	SECTOR 1	SECTOR 2	LAP TIME	MPH	DIFF	TIME OF DAY
1 -	OUTLAP	21.641	1:00.461	71.92	7.205	10:04:11.475
2 -	33.889	20.906	54.795	79.36	1.539	10:05:06.270
3 -	32.351	20.905	53.256 (1)	81.65		10:05:59.526
4 -	33.438	20.884	54.322 (3)	80.05	1.066	10:06:53.848
5 -	32.401	21.434	53.835 (2)	80.77	0.579	10:07:47.683
6 -	32.690	22.037	54.727	79.45	1.471	10:08:42.410

P14 60		Jack YOUNGE		Yamaha R6 - Chase Timber / iceni motorcycles		
IDEAL LAP TIME : 53.502		BEST LAP TIME : 53.564		DIFFERENCE : 0.062		
LAP	SECTOR 1	SECTOR 2	LAP TIME	MPH	DIFF	TIME OF DAY
1 -	OUTLAP	22.310	1:00.600	71.75	7.036	10:04:12.724
2 -	33.652	21.352	55.004	79.05	1.440	10:05:07.728
3 -	32.150	21.414	53.564 (1)	81.18		10:06:01.292
4 -	32.536	21.456	53.992 (2)	80.54	0.428	10:06:55.284
5 -	32.466	21.768	54.234 (3)	80.18	0.670	10:07:49.518

P15 501 600		Ashley COID		Kawasaki ZX636R -		
IDEAL LAP TIME : 53.628		BEST LAP TIME : 53.628		DIFFERENCE : 0.000		
LAP	SECTOR 1	SECTOR 2	LAP TIME	MPH	DIFF	TIME OF DAY
1 -	OUTLAP	22.191	1:01.745	70.42	8.117	10:04:13.466
2 -	33.941	22.368	56.309	77.22	2.681	10:05:09.775
3 -	33.379	21.344	54.723 (3)	79.46	1.095	10:06:04.498
4 -	33.151	21.355	54.506 (2)	79.78	0.878	10:06:59.004
5 -	32.354	21.274	53.628 (1)	81.08		10:07:52.632
6 -	33.173	21.854	55.027	79.02	1.399	10:08:47.659

P16 100 C		Craig HOWTON		Kawasaki ZX6R - ME		
IDEAL LAP TIME : 53.830		BEST LAP TIME : 53.831		DIFFERENCE : 0.001		
LAP	SECTOR 1	SECTOR 2	LAP TIME	MPH	DIFF	TIME OF DAY
1 -	35.011	22.248	57.259	75.94	3.428	10:03:17.233
2 -	34.160	22.161	56.321	77.21	2.490	10:04:13.554
3 -	33.744	21.913	55.657	78.13	1.826	10:05:09.211
4 -	32.615	21.481	54.096 (2)	80.38	0.265	10:06:03.307
5 -	32.616	21.215	53.831 (1)	80.78		10:06:57.138
6 -	32.678	21.970	54.648	79.57	0.817	10:07:51.786
7 -	32.778	21.644	54.422 (3)	79.90	0.591	10:08:46.208

Weather / Track : Drizzle / Damp

Brands Hatch Indy
Circuit Length = 1.2079 miles
Start: 10:01 Flag 10:11 End: 10:11

BMCRC - MRO Championships 2021 - Rnd 6 @ Brands Hatch Indy

Team Respro MRO 600 & BMCRC Rookie 600

QUALIFYING - SECTOR ANALYSIS



SECTOR 1 = FL to I1, SECTOR 2 = I1 to FL, DIFF = Difference To Personal Best Lap, P = Crossed Finish Line in Pit Lane, D = Time Disallowed

P17		8 C		Dave SAUNDERS		Honda CBR600 - ETR Building & Civil Engineering Ltd	
IDEAL LAP TIME : 53.809		BEST LAP TIME : 53.957		DIFFERENCE : 0.148			
LAP	SECTOR 1	SECTOR 2	LAP TIME	MPH	DIFF	TIME OF DAY	
1 -	37.031	23.675	1:00.706	71.63	6.749	10:03:16.207	
2 -	35.447	22.579	58.026	74.94	4.069	10:04:14.233	
3 -	33.911	22.315	56.226	77.34	2.269	10:05:10.459	
4 -	33.532	21.506	55.038	79.01	1.081	10:06:05.497	
5 -	33.024	21.440	54.464 (2)	79.84	0.507	10:06:59.961	
6 -	32.369	21.588	53.957 (1)	80.59		10:07:53.918	
7 -	32.710	21.850	54.560 (3)	79.70	0.603	10:08:48.478	
8 -	35.007	22.136	57.143	76.10	3.186	10:09:45.621	

P18		228		Paul McFADDEN		Kawasaki ZX636 - T.McFadden Plant Ltd	
IDEAL LAP TIME : 54.210		BEST LAP TIME : 54.210		DIFFERENCE : 0.000			
LAP	SECTOR 1	SECTOR 2	LAP TIME	MPH	DIFF	TIME OF DAY	
1 -	36.338	22.316	58.654	74.13	4.444	10:03:07.781	
2 -	33.959	21.498	55.457 (3)	78.41	1.247	10:04:03.238	
3 -	34.368	22.155	56.523	76.93	2.313	10:04:59.761	
4 -	33.803	21.768	55.571	78.25	1.361	10:05:55.332	
5 -	33.250	21.394	54.644 (2)	79.58	0.434	10:06:49.976	
6 -	32.912	21.298	54.210 (1)	80.21		10:07:44.186	

P19		179 600		Thomas GARNER		Yamaha R6 -	
IDEAL LAP TIME : 54.278		BEST LAP TIME : 54.654		DIFFERENCE : 0.376			
LAP	SECTOR 1	SECTOR 2	LAP TIME	MPH	DIFF	TIME OF DAY	
1 -	OUTLAP	22.223	1:00.128	72.32	5.474	10:04:24.789	
2 -	35.232	22.146	57.378	75.78	2.724	10:05:22.167	
3 -	34.526	22.005	56.531 (3)	76.92	1.877	10:06:18.698	
4 -	32.742	21.912	54.654 (1)	79.56		10:07:13.352	
5 -	33.707	21.536	55.243 (2)	78.71	0.589	10:08:08.595	
6 -	35.498	22.061	57.559	75.55	2.905	10:09:06.154	
7 -	35.605	23.724	59.329	73.29	4.675	10:10:05.483	

P20		212 600		Matt PALLETT		Kawasaki ZX6R - In:timber	
IDEAL LAP TIME : 54.803		BEST LAP TIME : 54.881		DIFFERENCE : 0.078			
LAP	SECTOR 1	SECTOR 2	LAP TIME	MPH	DIFF	TIME OF DAY	
1 -	35.620	22.529	58.149	74.78	3.268	10:03:58.794	
2 -	34.337	22.066	56.403	77.09	1.522	10:04:55.197	
3 -	34.205	21.814	56.019	77.62	1.138	10:05:51.216	
4 -	32.989	21.892	54.881 (1)	79.23		10:06:46.097	
5 -	33.249	21.850	55.099 (2)	78.92	0.218	10:07:41.196	
6 -	33.498	22.129	55.627 (3)	78.17	0.746	10:08:36.823	
7 -	35.019	23.207	58.226	74.68	3.345	10:09:35.049	

P21		98 600		Timothy WALSH		Triumph 675 - T P WALSH PHE	
IDEAL LAP TIME : 54.876		BEST LAP TIME : 55.102		DIFFERENCE : 0.226			
LAP	SECTOR 1	SECTOR 2	LAP TIME	MPH	DIFF	TIME OF DAY	
1 -	34.884	23.033	57.917	75.08	2.815	10:03:28.741	
2 -	34.397	21.825	56.222	77.34	1.120	10:04:24.963	
3 -	34.022	22.291	56.313	77.22	1.211	10:05:21.276	
4 -	33.523	21.579	55.102 (1)	78.91		10:06:16.378	
5 -	34.509	21.353	55.862 (2)	77.84	0.760	10:07:12.240	
6 -	34.095	22.006	56.101 (3)	77.51	0.999	10:08:08.341	
7 -	35.382	22.143	57.525	75.59	2.423	10:09:05.866	
8 -	35.463	22.620	58.083	74.86	2.981	10:10:03.949	

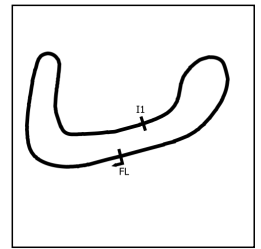
Weather / Track : Drizzle / Damp

Brands Hatch Indy
Circuit Length = 1.2079 miles
Start: 10:01 Flag 10:11 End: 10:11

BMCRC - MRO Championships 2021 - Rnd 6 @ Brands Hatch Indy

Team Respro MRO 600 & BMCRC Rookie 600

QUALIFYING - SECTOR ANALYSIS



SECTOR 1 = FL to I1, SECTOR 2 = I1 to FL, DIFF = Difference To Personal Best Lap, P = Crossed Finish Line in Pit Lane, D = Time Disallowed

P22 30 600 Paul NIELD		Honda CBR600RR -				
IDEAL LAP TIME : 55.226		BEST LAP TIME : 55.303				
		DIFFERENCE : 0.077				
LAP	SECTOR 1	SECTOR 2	LAP TIME	MPH	DIFF	TIME OF DAY
1 -	38.628	23.720	1:02.348	69.74	7.045	10:03:10.673
2 -	35.652	22.033	57.685	75.38	2.382	10:04:08.358
3 -	33.808	21.698	55.506 (2)	78.34	0.203	10:05:03.864
4 -	33.885	21.418	55.303 (1)	78.63		10:05:59.167
5 -	34.266	21.912	56.178	77.40	0.875	10:06:55.345
6 -	34.145	22.354	56.499	76.96	1.196	10:07:51.844
7 -	33.853	21.832	55.685 (3)	78.09	0.382	10:08:47.529

P23 22 600 Matt GATHERCOLE		Kawasaki ZX6R - Ride In Bike Tyres				
IDEAL LAP TIME : 55.325		BEST LAP TIME : 55.486				
		DIFFERENCE : 0.161				
LAP	SECTOR 1	SECTOR 2	LAP TIME	MPH	DIFF	TIME OF DAY
1 -	33.599	22.608	56.207	77.36	0.721	10:04:03.053
2 -	34.250	22.347	56.597	76.83	1.111	10:04:59.650
3 -	33.480	22.344	55.824 (3)	77.89	0.338	10:05:55.474
4 -	35.124	22.849	57.973	75.01	2.487	10:06:53.447
5 -	33.752	22.054	55.806 (2)	77.92	0.320	10:07:49.253
6 -	33.271	22.215	55.486 (1)	78.37		10:08:44.739

P24 10 600 Glenn SMITH		Suzuki GSXR - AOR Alex Olsen Racing				
IDEAL LAP TIME : 55.484		BEST LAP TIME : 55.490				
		DIFFERENCE : 0.006				
LAP	SECTOR 1	SECTOR 2	LAP TIME	MPH	DIFF	TIME OF DAY
1 -	OUTLAP	24.639	1:06.998	64.90	11.508	10:04:55.219
2 -	36.036	23.109	59.145	73.52	3.655	10:05:54.364
3 -	35.311	22.677	57.988	74.99	2.498	10:06:52.352
4 -	33.491	22.269	55.760 (2)	77.98	0.270	10:07:48.112
5 -	33.215	22.275	55.490 (1)	78.36		10:08:43.602
6 -	34.310	23.068	57.378 (3)	75.78	1.888	10:09:40.980
7 -	36.066	29.458	1:05.524	66.36	10.034	10:10:46.504

P25 994 600 Scott BACON		Yamaha R6 - Lexi Racing				
IDEAL LAP TIME : 55.499		BEST LAP TIME : 55.499				
		DIFFERENCE : 0.000				
LAP	SECTOR 1	SECTOR 2	LAP TIME	MPH	DIFF	TIME OF DAY
1 -	36.656	22.696	59.352	73.26	3.853	10:03:43.212
2 -	33.945	22.300	56.245 (3)	77.31	0.746	10:04:39.457
3 -	33.983	23.054	57.037	76.24	1.538	10:05:36.494
4 -	33.846	22.382	56.228 (2)	77.33	0.729	10:06:32.722
5 -	33.570	21.929	55.499 (1)	78.35		10:07:28.221

P26 50 Aditya Singh BEHAL		Yamaha YZF-R6 - Urban Nomads Racing				
IDEAL LAP TIME : 55.538		BEST LAP TIME : 55.538				
		DIFFERENCE : 0.000				
LAP	SECTOR 1	SECTOR 2	LAP TIME	MPH	DIFF	TIME OF DAY
1 -	35.796	IN PIT	1:31.322 P	47.61	35.784	10:03:45.318
2 -	OUTLAP	22.083	58.256	74.64	2.718	10:04:43.574
3 -	33.484	22.054	55.538 (1)	78.29		10:05:39.112
4 -	36.873	IN PIT	2:23.200 P	30.36	1:27.662	10:08:02.312
5 -	OUTLAP	22.503	59.190	73.46	3.652	10:09:01.502
6 -	34.524	23.043	57.567 (2)	75.53	2.029	10:09:59.069

Weather / Track : Drizzle / Damp

Brands Hatch Indy
Circuit Length = 1.2079 miles
Start: 10:01 Flag 10:11 End: 10:11

BMCRC - MRO Championships 2021 - Rnd 6 @ Brands Hatch Indy

Team Respro MRO 600 & BMCRC Rookie 600

QUALIFYING - SECTOR ANALYSIS



SECTOR 1 = FL to I1, SECTOR 2 = I1 to FL, DIFF = Difference To Personal Best Lap, P = Crossed Finish Line in Pit Lane, D = Time Disallowed

P27 371 600		Billy HUTCHINGS		Yamaha R6 -		
IDEAL LAP TIME : 55.969		BEST LAP TIME : 55.969		DIFFERENCE : 0.000		
LAP	SECTOR 1	SECTOR 2	LAP TIME	MPH	DIFF	TIME OF DAY
1 -	OUTLAP	24.476	1:06.443	65.44	10.474	10:04:36.516
2 -	36.340	23.530	59.870	72.63	3.901	10:05:36.386
3 -	34.840	22.251	57.091 (2)	76.16	1.122	10:06:33.477
4 -	34.331	21.638	55.969 (1)	77.69		10:07:29.446
5 -	35.062	22.922	57.984 (3)	74.99	2.015	10:08:27.430
6 -	35.144	23.738	58.882	73.85	2.913	10:09:26.312

P28 192 C		Daniel MOFFA		Kawasaki ZX6R - DM Racing		
IDEAL LAP TIME : 56.024		BEST LAP TIME : 56.144		DIFFERENCE : 0.120		
LAP	SECTOR 1	SECTOR 2	LAP TIME	MPH	DIFF	TIME OF DAY
1 -	37.281	23.254	1:00.535	71.83	4.391	10:03:32.677
2 -	36.236	23.530	59.766	72.76	3.622	10:04:32.443
3 -	33.800	22.344	56.144 (1)	77.45		10:05:28.587
4 -	34.083	22.372	56.455 (2)	77.02	0.311	10:06:25.042
5 -	34.498	22.224	56.722 (3)	76.66	0.578	10:07:21.764
6 -	34.394	22.799	57.193	76.03	1.049	10:08:18.957

P29 43 C		Daniel SALES		Yamaha R6 - Team Freddie, Ron & Frankie		
IDEAL LAP TIME : 55.693		BEST LAP TIME : 56.150		DIFFERENCE : 0.457		
LAP	SECTOR 1	SECTOR 2	LAP TIME	MPH	DIFF	TIME OF DAY
1 -	36.534	22.277	58.811	73.94	2.661	10:03:34.726
2 -	34.465	23.741	58.206	74.71	2.056	10:04:32.932
3 -	34.799	22.075	56.874 (3)	76.46	0.724	10:05:29.806
4 -	33.618	22.617	56.235 (2)	77.32	0.085	10:06:26.041
5 -	33.813	22.337	56.150 (1)	77.44		10:07:22.191
6 -	34.299	22.923	57.222	75.99	1.072	10:08:19.413

P30 686 600		Liam SPILLER		Yamaha R6 - LD Renovate Ltd		
IDEAL LAP TIME : 56.024		BEST LAP TIME : 56.151		DIFFERENCE : 0.127		
LAP	SECTOR 1	SECTOR 2	LAP TIME	MPH	DIFF	TIME OF DAY
1 -	OUTLAP	23.121	1:01.399	70.82	5.248	10:04:21.975
2 -	34.258	22.420	56.678 (3)	76.72	0.527	10:05:18.653
3 -	34.451	22.308	56.759	76.61	0.608	10:06:15.412
4 -	34.479	22.011	56.490 (2)	76.98	0.339	10:07:11.902
5 -	34.013	22.138	56.151 (1)	77.44		10:08:08.053
6 -	35.294	22.130	57.424	75.72	1.273	10:09:05.477
7 -	34.502	23.369	57.871	75.14	1.720	10:10:03.348

P31 117 C		Benjamin STONARD		Yamaha R6 - BJ Signs & Decals LTD		
IDEAL LAP TIME : 56.215		BEST LAP TIME : 56.475		DIFFERENCE : 0.260		
LAP	SECTOR 1	SECTOR 2	LAP TIME	MPH	DIFF	TIME OF DAY
1 -	OUTLAP	23.230	1:02.910	69.12	6.435	10:04:13.107
2 -	37.824	23.039	1:00.863	71.44	4.388	10:05:13.970
3 -	34.955	22.474	57.429 (3)	75.72	0.954	10:06:11.399
4 -	34.588	22.061	56.649 (2)	76.76	0.174	10:07:08.048
5 -	34.376	23.207	57.583	75.51	1.108	10:08:05.631
6 -	34.154	22.321	56.475 (1)	77.00		10:09:02.106

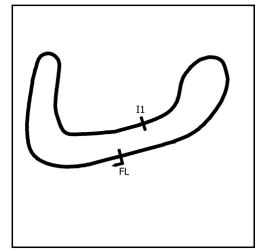
Weather / Track : Drizzle / Damp

Brands Hatch Indy
Circuit Length = 1.2079 miles
Start: 10:01 Flag 10:11 End: 10:11

BMCRC - MRO Championships 2021 - Rnd 6 @ Brands Hatch Indy

Team Respro MRO 600 & BMCRC Rookie 600

QUALIFYING - SECTOR ANALYSIS



SECTOR 1 = FL to I1, SECTOR 2 = I1 to FL, DIFF = Difference To Personal Best Lap, P = Crossed Finish Line in Pit Lane, D = Time Disallowed

P32 51 600		Ross CLARKE		Kawasaki ZX600RR - Ross clarke Farriery		
IDEAL LAP TIME : 56.068		BEST LAP TIME : 56.573		DIFFERENCE : 0.505		
LAP	SECTOR 1	SECTOR 2	LAP TIME	MPH	DIFF	TIME OF DAY
1 -	OUTLAP	23.776	1:03.623	68.34	7.050	10:04:32.428
2 -	34.589	22.321	56.910 (3)	76.41	0.337	10:05:29.338
3 -	33.867	22.706	56.573 (1)	76.86		10:06:25.911
4 -	34.494	22.201	56.695 (2)	76.70	0.122	10:07:22.606
5 -	46.238	30.856	1:17.094	56.40	20.521	10:08:39.700
6 -	46.235	30.684	1:16.919	56.53	20.346	10:09:56.619

P33 441 600		Toby COOK		Daytona 675R - Brixham Bodyworks		
IDEAL LAP TIME : 56.778		BEST LAP TIME : 56.849		DIFFERENCE : 0.071		
LAP	SECTOR 1	SECTOR 2	LAP TIME	MPH	DIFF	TIME OF DAY
1 -	38.252	24.466	1:02.718	69.33	5.869	10:03:16.482
2 -	35.717	22.646	58.363	74.50	1.514	10:04:14.845
3 -	35.320	22.225	57.545 (2)	75.56	0.696	10:05:12.390
4 -	34.553	22.296	56.849 (1)	76.49		10:06:09.239
5 -	34.822	22.729	57.551 (3)	75.56	0.702	10:07:06.790
6 -	35.391	23.863	59.254	73.38	2.405	10:08:06.044
7 -	35.663	23.258	58.921	73.80	2.072	10:09:04.965
8 -	36.100	23.841	59.941	72.54	3.092	10:10:04.906

P34 62 600		Oliver NUNN		Yamaha R6 - Intertechnic UK & STVL		
IDEAL LAP TIME : 58.141		BEST LAP TIME : 58.141		DIFFERENCE : 0.000		
LAP	SECTOR 1	SECTOR 2	LAP TIME	MPH	DIFF	TIME OF DAY
1 -	37.264	22.971	1:00.235 (3)	72.19	2.094	10:03:12.088
2 -	35.947	22.968	58.915 (2)	73.81	0.774	10:04:11.003
3 -	35.468	22.673	58.141 (1)	74.79		10:05:09.144

P35 155 600		Eliot SMITH		Honda CBR600RR - Pro-Moto Europe Ltd		
IDEAL LAP TIME : 57.941		BEST LAP TIME : 58.278		DIFFERENCE : 0.337		
LAP	SECTOR 1	SECTOR 2	LAP TIME	MPH	DIFF	TIME OF DAY
1 -	37.322	24.025	1:01.347	70.88	3.069	10:03:11.385
2 -	36.388	23.060	59.448	73.14	1.170	10:04:10.833
3 -	36.211	22.534	58.745 (3)	74.02	0.467	10:05:09.578
4 -	35.941	22.774	58.715 (2)	74.06	0.437	10:06:08.293
5 -	35.407	22.871	58.278 (1)	74.61		10:07:06.571
6 -	35.459	23.335	58.794	73.96	0.516	10:08:05.365
7 -	35.905	22.860	58.765	73.99	0.487	10:09:04.130
8 -	35.455	23.313	58.768	73.99	0.490	10:10:02.898

P36 44		Emmett BURKE		Suzuki GSXR 600 -		
IDEAL LAP TIME : 58.388		BEST LAP TIME : 58.777		DIFFERENCE : 0.389		
LAP	SECTOR 1	SECTOR 2	LAP TIME	MPH	DIFF	TIME OF DAY
1 -	OUTLAP	25.171	1:08.605	63.38	9.828	10:04:34.378
2 -	38.430	24.075	1:02.505	69.57	3.728	10:05:36.883
3 -	37.116	23.155	1:00.271	72.15	1.494	10:06:37.154
4 -	36.064	22.713	58.777 (1)	73.98		10:07:35.931
5 -	35.675	23.734	59.409 (3)	73.19	0.632	10:08:35.340
6 -	36.112	23.143	59.255 (2)	73.38	0.478	10:09:34.595
7 -	36.180	24.206	1:00.386	72.01	1.609	10:10:34.981

Weather / Track : Drizzle / Damp

Brands Hatch Indy
Circuit Length = 1.2079 miles
Start: 10:01 Flag 10:11 End: 10:11

BMCRC - MRO Championships 2021 - Rnd 6 @ Brands Hatch Indy

Team Respro MRO 600 & BMCRC Rookie 600

QUALIFYING - SECTOR ANALYSIS



SECTOR 1 = FL to I1, SECTOR 2 = I1 to FL, DIFF = Difference To Personal Best Lap, P = Crossed Finish Line in Pit Lane, D = Time Disallowed

P37 42 600 Kai EVANS		Suzuki GSXR 600 - CBS Ltd Construction and Engineering				
IDEAL LAP TIME : 59.638		BEST LAP TIME : 59.638		DIFFERENCE : 0.000		
LAP	SECTOR 1	SECTOR 2	LAP TIME	MPH	DIFF	TIME OF DAY
1 -	39.531	24.846	1:04.377	67.54	4.739	10:03:16.572
2 -	38.286	24.487	1:02.773	69.27	3.135	10:04:19.345
3 -	36.927	24.084	1:01.011	71.27	1.373	10:05:20.356
4 -	36.574	24.072	1:00.646 (3)	71.70	1.008	10:06:21.002
5 -	36.148	23.490	59.638 (1)	72.91		10:07:20.640
6 -	37.014	24.000	1:01.014	71.27	1.376	10:08:21.654
7 -	36.366	24.218	1:00.584 (2)	71.77	0.946	10:09:22.238

P38 83 Talan SKEELS-PIGGINS		Yamaha R6 - Talan Racing				
IDEAL LAP TIME : 59.651		BEST LAP TIME : 59.839		DIFFERENCE : 0.188		
LAP	SECTOR 1	SECTOR 2	LAP TIME	MPH	DIFF	TIME OF DAY
1 -	OUTLAP	25.973	1:09.613	62.46	9.774	10:03:30.048
2 -	38.454	24.368	1:02.822	69.22	2.983	10:04:32.870
3 -	37.080	23.499	1:00.579 (3)	71.78	0.740	10:05:33.449
4 -	36.180	23.659	59.839 (1)	72.67		10:06:33.288
5 -	36.384	23.471	59.855 (2)	72.65	0.016	10:07:33.143

P39 636 600 Matthew MILLS		Kawasaki ZX6R -				
IDEAL LAP TIME : 59.717		BEST LAP TIME : 1:00.056		DIFFERENCE : 0.339		
LAP	SECTOR 1	SECTOR 2	LAP TIME	MPH	DIFF	TIME OF DAY
1 -	OUTLAP	24.506	1:07.208	64.70	7.152	10:04:22.151
2 -	36.221	23.835	1:00.056 (1)	72.40		10:05:22.207
3 -	35.882	24.750	1:00.632 (2)	71.72	0.576	10:06:22.839
4 -	37.649	IN PIT	2:21.546 P	30.72	1:21.490	10:08:44.385

BMCRC - MRO Championships 2021 - Rnd 6 @ Brands Hatch Indy

Team Respro MRO 600 & BMCRC Rookie 600

QUALIFYING - BEST SECTORS

SECTOR 1			SECTOR 2			IDEAL / BEST COMPARISON						
POS	NO	NAME	TIME	NO	NAME	TIME	POS	NO	NAME	IDEAL	BEST	DIFF
									PERFECT LAP	50.494		
1	188	KRAWIECKI	30.230	56	MILLS	20.264	1	56	MILLS	50.687	50.691	0.004
2	56	MILLS	30.423	81	HELYER	20.296	2	188	KRAWIECKI	50.840	50.840	0.000
3	81	HELYER	30.708	111	FOLKES	20.568	3	81	HELYER	51.004	51.805	0.801
4	111	FOLKES	31.332	188	KRAWIECKI	20.610	4	111	FOLKES	51.900	52.319	0.419
5	961	SIM	31.339	95	ROBERTSON	20.763	5	13	EDMONDSON	52.388	52.735	0.347
6	13	EDMONDSON	31.482	37	LATHAM	20.827	6	961	SIM	52.461	52.507	0.046
7	2	GILL	31.540	7	BENSTED	20.859	7	7	BENSTED	52.485	52.485	0.000
8	7	BENSTED	31.626	818	BARKER	20.859	8	2	GILL	52.536	52.682	0.146
9	37	LATHAM	31.818	134	GILBERT	20.879	9	37	LATHAM	52.645	52.645	0.000
10	818	BARKER	31.923	200	BURNHAM	20.884	10	818	BARKER	52.782	52.782	0.000
11	134	GILBERT	31.992	13	EDMONDSON	20.906	11	95	ROBERTSON	52.871	52.915	0.044
12	95	ROBERTSON	32.108	2	GILL	20.996	12	134	GILBERT	52.871	52.871	0.000
13	60	YOUNGE	32.150	961	SIM	21.122	13	200	BURNHAM	53.235	53.256	0.021
14	200	BURNHAM	32.351	100	HOWTON	21.215	14	60	YOUNGE	53.502	53.564	0.062
15	501	COID	32.354	501	COID	21.274	15	501	COID	53.628	53.628	0.000
16	8	SAUNDERS	32.369	228	McFADDEN	21.298	16	8	SAUNDERS	53.809	53.957	0.148
17	100	HOWTON	32.615	60	YOUNGE	21.352	17	100	HOWTON	53.830	53.831	0.001
18	179	GARNER	32.742	98	WALSH	21.353	18	228	McFADDEN	54.210	54.210	0.000
19	228	McFADDEN	32.912	30	NIELD	21.418	19	179	GARNER	54.278	54.654	0.376
20	212	PALLET	32.989	8	SAUNDERS	21.440	20	212	PALLET	54.803	54.881	0.078
21	10	SMITH	33.215	179	GARNER	21.536	21	98	WALSH	54.876	55.102	0.226
22	22	GATHERCOLE	33.271	371	HUTCHINGS	21.638	22	30	NIELD	55.226	55.303	0.077
23	50	BEHAL	33.484	212	PALLET	21.814	23	22	GATHERCOLE	55.325	55.486	0.161
24	98	WALSH	33.523	994	BACON	21.929	24	10	SMITH	55.484	55.490	0.006
25	994	BACON	33.570	686	SPILLER	22.011	25	994	BACON	55.499	55.499	0.000
26	43	SALES	33.618	22	GATHERCOLE	22.054	26	50	BEHAL	55.538	55.538	0.000
27	192	MOFFA	33.800	50	BEHAL	22.054	27	43	SALES	55.693	56.150	0.457
28	30	NIELD	33.808	117	STONARD	22.061	28	371	HUTCHINGS	55.969	55.969	0.000
29	51	CLARKE	33.867	43	SALES	22.075	29	192	MOFFA	56.024	56.144	0.120
30	686	SPILLER	34.013	51	CLARKE	22.201	30	686	SPILLER	56.024	56.151	0.127
31	117	STONARD	34.154	192	MOFFA	22.224	31	51	CLARKE	56.068	56.573	0.505
32	371	HUTCHINGS	34.331	441	COOK	22.225	32	117	STONARD	56.215	56.475	0.260
33	441	COOK	34.553	10	SMITH	22.269	33	441	COOK	56.778	56.849	0.071
34	155	SMITH	35.407	155	SMITH	22.534	34	155	SMITH	57.941	58.278	0.337
35	62	NUNN	35.468	62	NUNN	22.673	35	62	NUNN	58.141	58.141	0.000
36	44	BURKE	35.675	44	BURKE	22.713	36	44	BURKE	58.388	58.777	0.389
37	636	MILLS	35.882	83	SKEELS-PIGGINS	23.471	37	42	EVANS	59.638	59.638	0.000
38	42	EVANS	36.148	42	EVANS	23.490	38	83	SKEELS-PIGGINS	59.651	59.839	0.188
39	83	SKEELS-PIGGINS	36.180	636	MILLS	23.835	39	636	MILLS	59.717	1:00.056	0.339

Weather / Track : Drizzle / Damp

Results can be found at www.tsl-timing.com

Brands Hatch Indy
Circuit Length = 1.2079 miles
Start: 10:01 Flag 10:11 End: 10:11

Printed - 10:13 Saturday, 02 October 2021

BMCRC - MRO Championships 2021 - Rnd 6 @ Brands Hatch Indy

Team Respro MRO 600 & BMCRC Rookie 600

QUALIFYING - STATISTICS

Competitors Started	39
Planned Start	2021-10-02 @ 10:25:00.000
Actual Start	2021-10-02 @ 10:01:37.613
Finish Time	2021-10-02 @ 10:11:24.840
Track Length	1.2079mi.
Total Laps	242
Total Distance Covered	292.3228mi.

Session Fastest Lap History

NO	CL	NAME	LAP TIME	TIME OF DAY	LAP	VEHICLE
961		Jack SIM	55.663	10:03:00.080	1	Kawasaki ZX6 R
7	C	Thomas BENSTED	54.988	10:03:00.130	1	Triumph DAYTONA 675R
56		Michael MILLS	53.268	10:03:10.775	1	Yamaha R6
56		Michael MILLS	50.960	10:04:01.777	2	Yamaha R6
56		Michael MILLS	50.691	10:05:43.685	4	Yamaha R6

Flag History

TYPE	TIME OF DAY
GREEN	10:01:37.613
FINISH	10:11:24.840

Flag Statistics

TYPE	COUNT	TOTAL LAPS	TOTAL TIME
Green	1	9	10:19.583
Red	0	0	0.000
Safety Car	0	0	0.000
FCY	0	0	0.000

BMCRC - MRO Championships 2021 - Rnd 6 @ Brands Hatch Indy

Team Respro MRO 600 & BMCRC Rookie 600

QUALIFYING - STATISTICS

CLASS :

14 Starters

Fastest Lap History

NO	NAME	LAP TIME	TIME OF DAY	LAP	VEHICLE
961	Jack SIM	55.663	10:03:00.080	1	Kawasaki ZX6 R
56	Michael MILLS	53.268	10:03:10.775	1	Yamaha R6
56	Michael MILLS	50.960	10:04:01.777	2	Yamaha R6
56	Michael MILLS	50.691	10:05:43.685	4	Yamaha R6

Weather / Track : Drizzle / Damp

Results can be found at www.tsl-timing.com

Page 2 of 4

Brands Hatch Indy
Circuit Length = 1.2079 miles
Start: 10:01 Flag 10:11 End: 10:11

Printed - 10:13 Saturday, 02 October 2021

BMCRC - MRO Championships 2021 - Rnd 6 @ Brands Hatch Indy

Team Respro MRO 600 & BMCRC Rookie 600

QUALIFYING - STATISTICS

CLASS : C

9 Starters

Fastest Lap History

NO	NAME	LAP TIME	TIME OF DAY	LAP	VEHICLE
7	Thomas BENSTED	54.988	10:03:00.130	1	Triumph DAYTONA 675R
7	Thomas BENSTED	54.086	10:03:54.216	2	Triumph DAYTONA 675R
818	Alex BARKER	54.064	10:04:27.297	2	Yamaha R6
7	Thomas BENSTED	53.070	10:04:47.297	3	Triumph DAYTONA 675R
7	Thomas BENSTED	52.485	10:05:39.782	4	Triumph DAYTONA 675R

Weather / Track : Drizzle / Damp

Results can be found at www.tsl-timing.com

Page 3 of 4

Brands Hatch Indy
Circuit Length = 1.2079 miles
Start: 10:01 Flag 10:11 End: 10:11

Printed - 10:13 Saturday, 02 October 2021

BMCRC - MRO Championships 2021 - Rnd 6 @ Brands Hatch Indy

Team Respro MRO 600 & BMCRC Rookie 600

QUALIFYING - STATISTICS

CLASS : 600

18 Starters

Fastest Lap History

NO	NAME	LAP TIME	TIME OF DAY	LAP	VEHICLE
228	Paul McFADDEN	58.654	10:03:07.799	1	Kawasaki ZX636
98	Timothy WALSH	57.917	10:03:28.765	1	Triumph 675
22	Matt GATHERCOLE	56.207	10:04:03.077	1	Kawasaki ZX6R
228	Paul McFADDEN	55.457	10:04:03.254	2	Kawasaki ZX636
200	Dan BURNHAM	54.795	10:05:06.285	2	Triumph DAYTONA 675
200	Dan BURNHAM	53.256	10:05:59.536	3	Triumph DAYTONA 675

Weather / Track : Drizzle / Damp

Results can be found at www.tsl-timing.com

Page 4 of 4

Brands Hatch Indy
Circuit Length = 1.2079 miles
Start: 10:01 Flag 10:11 End: 10:11

Printed - 10:13 Saturday, 02 October 2021

BMCRC - MRO Championships 2021 - Rnd 6 @ Brands Hatch Indy

Team Respro MRO 600 & DART Motorsport Clubman 600

RACE 3 - GRID (10 Laps)

ROW 9	27	132	Mitchell GILBERT	26	118	Jim COYLE	25	70	Sean HALL
ROW 8	24	17	Philip BAKER	23	83	Talan SKEELS-PIGGINS	22	44	Emmett BURKE
ROW 7	21	117	Benjamin STONARD	20	43	Daniel SALES	19	192	Daniel MOFFA
ROW 6	18	50	Aditya Singh BEHAL	17	228	Paul McFADDEN	16	8	Dave SAUNDERS
ROW 5	15	100	Craig HOWTON	14	60	Jack YOUNGE	13	200	Dan BURNHAM
ROW 4	12	95	Grant ROBERTSON	11	134	Donald GILBERT	10	818	Alex BARKER
ROW 3	9	13	Doug EDMONDSON	8	2	Andrew GILL	7	37	Alexander LATHAM
ROW 2	6	961	Jack SIM	5	7	Thomas BENSTED	4	111	Ryan FOLKES
ROW 1	3	81	Dan HELYER	2	188	Dawid KRAWIECKI	1	56	Michael MILLS
									Pole

Brands Hatch Indy

Circuit Length = 1.2079 miles

These results are provisional until the conclusion of any judicial and technical matters.

Clerk Of Course :	Stewards :	Timekeeper : Alan Povey
-------------------	------------	-------------------------

Results can be found at www.tsl-timing.com

Printed - 10:14 Saturday, 02 October 2021



BMCRC - MRO Championships 2021 - Rnd 6 @ Brands Hatch Indy

Team Respro MRO 600 & DART Motorsport Clubman 600

RACE 3 - CLASSIFICATION

POS	NO	CL	PIC NAME	ENTRY	LAPS	TIME	GAP	DIFF	MPH	BEST	ON
1	188		1 Dawid KRAWIECKI	Yamaha R6 - Code Blue LTD & D A East Electrical	6	5:58.846			72.70	57.890	2
2	100	C	1 Craig HOWTON	Kawasaki ZX6R - ME	6	6:01.050	2.204	2.204	72.26	58.496	3
3	2		2 Andrew GILL	Kawasaki ZX6R -	6	6:01.800	2.954	0.750	72.11	58.626	6
4	95		3 Grant ROBERTSON	Kawasaki ZX6R -	6	6:02.123	3.277	0.323	72.05	58.198	6
5	13		4 Doug EDMONDSON	Triumph DAYTONA - Stan Stephens Tuning	6	6:02.171	3.325	0.048	72.04	58.510	4
6	111		5 Ryan FOLKES	Triumph DAYTONA 675 - Carl Harrison Motorcyle	6	6:07.367	8.521	5.196	71.02	1:00.084	4
7	818	C	2 Alex BARKER	Yamaha R6 - Barker Woodrow LTD	6	6:07.879	9.033	0.512	70.92	59.382	5
8	961		6 Jack SIM	Kawasaki ZX6 R - Platform Lift Engineers Ltd	6	6:08.103	9.257	0.224	70.88	59.754	5
9	56		7 Michael MILLS	Yamaha R6 - A51 Racing, The Wokingham Bar Con	6	6:10.178	11.332	2.075	70.48	59.892	5
10	134		8 Donald GILBERT	Kawasaki ZX6R - S and N tyres	6	6:18.365	19.519	8.187	68.95	1:01.939	6
11	37	C	3 Alexander LATHAM	Triumph DAYTONA - BR-8 / McCrash Racing	6	6:18.716	19.870	0.351	68.89	1:01.517	3
12	8	C	4 Dave SAUNDERS	Honda CBR600 - ETR Building & Civil Engineering L	6	6:22.668	23.822	3.952	68.18	1:02.040	2
13	60		9 Jack YOUNGE	Yamaha R6 - Chase Timber / iceni motorcycles	6	6:27.644	28.798	4.976	67.30	1:03.027	3
14	7	C	5 Thomas BENSTED	Triumph DAYTONA 675R - Significant Debt Racing	6	6:28.367	29.521	0.723	67.18	1:02.926	6
15	44		10 Emmett BURKE	Suzuki GSXR 600 -	6	6:35.520	36.674	7.153	65.96	1:04.331	4
16	228		11 Paul McFADDEN	Kawasaki ZX636 - T.McFadden Plant Ltd	6	6:47.941	49.095	12.421	63.95	1:05.926	5
17	43	C	6 Daniel SALES	Yamaha R6 - Team Freddie, Ron & Frankie	6	6:48.444	49.598	0.503	63.88	1:06.254	5
18	117	C	7 Benjamin STONARD	Yamaha R6 - BJ Signs & Decals LTD	6	6:49.144	50.298	0.700	63.77	1:05.988	3

NOT CLASSIFIED

DNF	50		Aditya Singh BEHAL	Yamaha YZF-R6 - Urban Nomads Racing	3	3:20.408	3 Laps	3 Laps	65.09	1:03.616	3
DNF	83		Talan SKEELS-PIGGINS	Yamaha R6 - Talan Racing	3	3:20.940	3 Laps	0.532	64.92	1:03.730	3

FASTEST LAP

188			Dawid KRAWIECKI	Yamaha R6 - Code Blue LTD & D A East Electrical	2	57.890			75.11 mph	120.89 kph
100	C		Craig HOWTON	Kawasaki ZX6R - ME	3	58.496			74.34 mph	119.63 kph

Class - 92.5% of Race Speed = 67.24 mph
 Class C - 92.5% of Race Speed = 66.84 mph

Brands Hatch Indy: 1.2079 miles
 Race Distance: 6 Laps / 7.24 miles
 Start: 12:18 Flag 12:24 End: 12:25

Weather / Track : Rain / Wet

These results are provisional until the conclusion of any judicial and technical matters.

Clerk Of Course :	Stewards :	Timekeeper : Alan Povey
-------------------	------------	-------------------------

Results can be found at www.tsl-timing.com

Printed - 12:28 Saturday, 02 October 2021



BMCRC - MRO Championships 2021 - Rnd 6 @ Brands Hatch Indy

Team Respro MRO 600 & DART Motorsport Clubman 600

RACE 3 - LAP CHART

LAP 1 @ 12:19:52.620			LAP 2 @ 12:20:50.510			LAP 3 @ 12:21:49.222			LAP 4 @ 12:22:48.410			LAP 5 @ 12:23:48.327		
NO	BEHIND	LAP TIME	NO	BEHIND	LAP TIME	NO	BEHIND	LAP TIME	NO	BEHIND	LAP TIME	NO	BEHIND	LAP TIME
188		1:02.130	188		57.890	188		58.712	188		59.188	188		59.917
111	2.753	1:04.883	2	4.802	59.709	100	4.865	58.496	100	5.243	59.566	100	4.515	59.189
2	2.983	1:05.113	100	5.081	59.342	2	5.986	59.896	2	5.918	59.120	2	5.337	59.336
100	3.629	1:05.759	111	5.671	1:00.808	13	7.255	1:00.054	13	6.577	58.510	13	5.752	59.092
13	3.736	1:05.866	13	5.913	1:00.067	111	7.480	1:00.521	95	7.717	59.204	95	6.088	58.288
37	3.758	1:05.888	95	7.669	1:00.672	95	7.701	58.744	111	8.376	1:00.084	111	8.682	1:00.223
56	4.587	1:06.717	818	7.802	1:00.941	818	9.024	59.934	818	9.684	59.848	818	9.149	59.382
818	4.751	1:06.881	37	8.044	1:02.176	961	9.314	59.763	961	10.340	1:00.214	961	10.177	59.754
95	4.887	1:07.017	961	8.263	1:01.240	56	10.658	1:01.001	56	11.468	59.998	56	11.443	59.892
961	4.913	1:07.043	56	8.369	1:01.672	37	10.849	1:01.517	37	15.536	1:03.875	134	18.589	1:02.620
134	5.230	1:07.360	134	9.520	1:02.180	134	12.988	1:02.180	134	15.886	1:02.086	37	18.639	1:03.020
7	7.216	1:09.346	8	12.268	1:02.040	8	15.920	1:02.364	8	18.947	1:02.215	8	21.617	1:02.587
60	7.699	1:09.829	7	13.929	1:04.603	60	18.601	1:03.027	60	22.692	1:03.279	60	26.477	1:03.702
8	8.118	1:10.248	60	14.286	1:04.477	7	19.170	1:03.953	7	24.172	1:04.190	7	27.604	1:03.349
44	8.987	1:11.117	44	16.247	1:05.150	50	21.676	1:03.616	44	27.936	1:04.331	44	32.833	1:04.814
117	10.590	1:12.720	50	16.772	1:03.926	83	22.208	1:03.730	117	35.176	1:08.000	117	43.151	1:07.892
50	10.736	1:12.866	83	17.190	1:03.863	44	22.793	1:05.258	228	37.200	1:06.953	228	43.209	1:05.926
83	11.217	1:13.347	117	19.088	1:06.388	117	26.364	1:05.988	43	37.654	1:06.689	43	43.991	1:06.254
228	12.871	1:15.001	228	21.716	1:06.735	228	29.435	1:06.431						
43	13.342	1:15.472	43	22.303	1:06.851	43	30.153	1:06.562						

Weather / Track : Rain / Wet

Results can be found at www.tsl-timing.com

Page 1 of 2

Brands Hatch Indy
Circuit Length = 1.2079 miles
Start: 12:18 Flag 12:24 End: 12:25

Printed - 12:29 Saturday, 02 October 2021

BMCRC - MRO Championships 2021 - Rnd 6 @ Brands Hatch Indy

Team Respro MRO 600 & DART Motorsport Clubman 600

RACE 3 - LAP CHART

LAP 6 @ 12:24:49.336

NO	BEHIND	LAP TIME
188		1:01.009
100	2.204	58.698
2	2.954	58.626
95	3.277	58.198
13	3.325	58.582
111	8.521	1:00.848
818	9.033	1:00.893
961	9.257	1:00.089
56	11.332	1:00.898
134	19.519	1:01.939
37	19.870	1:02.240
8	23.822	1:03.214
60	28.798	1:03.330
7	29.521	1:02.926
44	36.674	1:04.850
228	49.095	1:06.895
43	49.598	1:06.616
117	50.298	1:08.156

Weather / Track : Rain / Wet

Results can be found at www.tsl-timing.com

Page 2 of 2

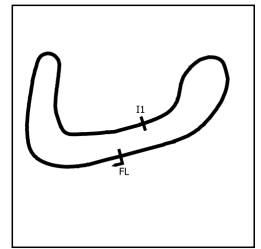
Brands Hatch Indy
Circuit Length = 1.2079 miles
Start: 12:18 Flag 12:24 End: 12:25

Printed - 12:29 Saturday, 02 October 2021

BMCRC - MRO Championships 2021 - Rnd 6 @ Brands Hatch Indy

Team Respro MRO 600 & DART Motorsport Clubman 600

RACE 3 - SECTOR ANALYSIS



SECTOR 1 = FL to I1, SECTOR 2 = I1 to FL, DIFF = Difference To Personal Best Lap, P = Crossed Finish Line in Pit Lane, D = Time Disallowed

P1 188		Dawid KRAWIECKI		Yamaha R6 - Code Blue LTD & D A East Electrical			
IDEAL LAP TIME : 57.890		BEST LAP TIME : 57.890		DIFFERENCE : 0.000			
LAP	SECTOR 1	SECTOR 2	LAP TIME	MPH	DIFF	TIME OF DAY	
1 -		23.397	1:02.130	69.99	4.240	12:19:52.620	
2 -	34.702	23.188	57.890 (1)	75.11		12:20:50.510	
3 -	35.281	23.431	58.712 (2)	74.06	0.822	12:21:49.222	
4 -	35.691	23.497	59.188 (3)	73.47	1.298	12:22:48.410	
5 -	35.861	24.056	59.917	72.57	2.027	12:23:48.327	
6 -	37.055	23.954	1:01.009	71.27	3.119	12:24:49.336	

P2 100 C		Craig HOWTON		Kawasaki ZX6R - ME			
IDEAL LAP TIME : 58.422		BEST LAP TIME : 58.496		DIFFERENCE : 0.074			
LAP	SECTOR 1	SECTOR 2	LAP TIME	MPH	DIFF	TIME OF DAY	
1 -		23.941	1:05.759	66.12	7.263	12:19:56.249	
2 -	35.990	23.352	59.342	73.28	0.846	12:20:55.591	
3 -	35.233	23.263	58.496 (1)	74.34		12:21:54.087	
4 -	36.113	23.453	59.566	73.00	1.070	12:22:53.653	
5 -	35.724	23.465	59.189 (3)	73.46	0.693	12:23:52.842	
6 -	35.509	23.189	58.698 (2)	74.08	0.202	12:24:51.540	

P3 2		Andrew GILL		Kawasaki ZX6R -			
IDEAL LAP TIME : 58.626		BEST LAP TIME : 58.626		DIFFERENCE : 0.000			
LAP	SECTOR 1	SECTOR 2	LAP TIME	MPH	DIFF	TIME OF DAY	
1 -		23.975	1:05.113	66.78	6.487	12:19:55.603	
2 -	35.919	23.790	59.709	72.82	1.083	12:20:55.312	
3 -	36.211	23.685	59.896	72.60	1.270	12:21:55.208	
4 -	35.659	23.461	59.120 (2)	73.55	0.494	12:22:54.328	
5 -	35.816	23.520	59.336 (3)	73.28	0.710	12:23:53.664	
6 -	35.251	23.375	58.626 (1)	74.17		12:24:52.290	

P4 95		Grant ROBERTSON		Kawasaki ZX6R -			
IDEAL LAP TIME : 58.068		BEST LAP TIME : 58.198		DIFFERENCE : 0.130			
LAP	SECTOR 1	SECTOR 2	LAP TIME	MPH	DIFF	TIME OF DAY	
1 -		24.356	1:07.017	64.88	8.819	12:19:57.507	
2 -	36.590	24.082	1:00.672	71.67	2.474	12:20:58.179	
3 -	35.562	23.182	58.744 (3)	74.02	0.546	12:21:56.923	
4 -	35.835	23.369	59.204	73.45	1.006	12:22:56.127	
5 -	35.063	23.225	58.288 (2)	74.60	0.090	12:23:54.415	
6 -	35.193	23.005	58.198 (1)	74.72		12:24:52.613	

P5 13		Doug EDMONDSON		Triumph DAYTONA - Stan Stephens Tuning			
IDEAL LAP TIME : 58.298		BEST LAP TIME : 58.510		DIFFERENCE : 0.212			
LAP	SECTOR 1	SECTOR 2	LAP TIME	MPH	DIFF	TIME OF DAY	
1 -		24.405	1:05.866	66.02	7.356	12:19:56.356	
2 -	35.940	24.127	1:00.067	72.39	1.557	12:20:56.423	
3 -	36.181	23.873	1:00.054	72.41	1.544	12:21:56.477	
4 -	35.235	23.275	58.510 (1)	74.32		12:22:54.987	
5 -	35.525	23.567	59.092 (3)	73.59	0.582	12:23:54.079	
6 -	35.023	23.559	58.582 (2)	74.23	0.072	12:24:52.661	

Weather / Track : Rain / Wet

Brands Hatch Indy
Circuit Length = 1.2079 miles
Start: 12:18 Flag 12:24 End: 12:25

BMCRC - MRO Championships 2021 - Rnd 6 @ Brands Hatch Indy

Team Respro MRO 600 & DART Motorsport Clubman 600

RACE 3 - SECTOR ANALYSIS



SECTOR 1 = FL to I1, SECTOR 2 = I1 to FL, DIFF = Difference To Personal Best Lap, P = Crossed Finish Line in Pit Lane, D = Time Disallowed

P6 111		Ryan FOLKES		Triumph DAYTONA 675 - Carl Harrison Motorcycle Services			
IDEAL LAP TIME : 59.854		BEST LAP TIME : 1:00.084		DIFFERENCE : 0.230			
LAP	SECTOR 1	SECTOR 2	LAP TIME	MPH	DIFF	TIME OF DAY	
1 -		24.187	1:04.883	67.02	4.799	12:19:55.373	
2 -	36.554	24.254	1:00.808	71.51	0.724	12:20:56.181	
3 -	36.120	24.401	1:00.521 (3)	71.85	0.437	12:21:56.702	
4 -	35.969	24.115	1:00.084 (1)	72.37		12:22:56.786	
5 -	36.338	23.885	1:00.223 (2)	72.20	0.139	12:23:57.009	
6 -	36.617	24.231	1:00.848	71.46	0.764	12:24:57.857	

P7 818 C		Alex BARKER		Yamaha R6 - Barker Woodrow LTD			
IDEAL LAP TIME : 59.382		BEST LAP TIME : 59.382		DIFFERENCE : 0.000			
LAP	SECTOR 1	SECTOR 2	LAP TIME	MPH	DIFF	TIME OF DAY	
1 -		24.534	1:06.881	65.01	7.499	12:19:57.371	
2 -	36.612	24.329	1:00.941	71.35	1.559	12:20:58.312	
3 -	36.151	23.783	59.934 (3)	72.55	0.552	12:21:58.246	
4 -	36.090	23.758	59.848 (2)	72.66	0.466	12:22:58.094	
5 -	35.905	23.477	59.382 (1)	73.23		12:23:57.476	
6 -	36.660	24.233	1:00.893	71.41	1.511	12:24:58.369	

P8 961		Jack SIM		Kawasaki ZX6 R - Platform Lift Engineers Ltd			
IDEAL LAP TIME : 59.602		BEST LAP TIME : 59.754		DIFFERENCE : 0.152			
LAP	SECTOR 1	SECTOR 2	LAP TIME	MPH	DIFF	TIME OF DAY	
1 -		24.482	1:07.043	64.86	7.289	12:19:57.533	
2 -	37.094	24.146	1:01.240	71.00	1.486	12:20:58.773	
3 -	36.131	23.632	59.763 (2)	72.76	0.009	12:21:58.536	
4 -	36.234	23.980	1:00.214	72.21	0.460	12:22:58.750	
5 -	35.970	23.784	59.754 (1)	72.77		12:23:58.504	
6 -	36.055	24.034	1:00.089 (3)	72.36	0.335	12:24:58.593	

P9 56		Michael MILLS		Yamaha R6 - A51 Racing, The Wokingham Bar Company			
IDEAL LAP TIME : 59.886		BEST LAP TIME : 59.892		DIFFERENCE : 0.006			
LAP	SECTOR 1	SECTOR 2	LAP TIME	MPH	DIFF	TIME OF DAY	
1 -		24.783	1:06.717	65.17	6.825	12:19:57.207	
2 -	37.062	24.610	1:01.672	70.51	1.780	12:20:58.879	
3 -	36.718	24.283	1:01.001	71.28	1.109	12:21:59.880	
4 -	36.097	23.901	59.998 (2)	72.47	0.106	12:22:59.878	
5 -	35.985	23.907	59.892 (1)	72.60		12:23:59.770	
6 -	36.511	24.387	1:00.898 (3)	71.40	1.006	12:25:00.668	

P10 134		Donald GILBERT		Kawasaki ZX6R - S and N tyres			
IDEAL LAP TIME : 1:01.782		BEST LAP TIME : 1:01.939		DIFFERENCE : 0.157			
LAP	SECTOR 1	SECTOR 2	LAP TIME	MPH	DIFF	TIME OF DAY	
1 -		24.905	1:07.360	64.55	5.421	12:19:57.850	
2 -	37.774	24.406	1:02.180 (3)	69.93	0.241	12:21:00.030	
3 -	37.678	24.502	1:02.180 (3)	69.93	0.241	12:22:02.210	
4 -	37.440	24.646	1:02.086 (2)	70.04	0.147	12:23:04.296	
5 -	37.920	24.700	1:02.620	69.44	0.681	12:24:06.916	
6 -	37.376	24.563	1:01.939 (1)	70.20		12:25:08.855	

Weather / Track : Rain / Wet

Brands Hatch Indy
Circuit Length = 1.2079 miles
Start: 12:18 Flag 12:24 End: 12:25

BMCRC - MRO Championships 2021 - Rnd 6 @ Brands Hatch Indy

Team Respro MRO 600 & DART Motorsport Clubman 600

RACE 3 - SECTOR ANALYSIS



SECTOR 1 = FL to I1, SECTOR 2 = I1 to FL, DIFF = Difference To Personal Best Lap, P = Crossed Finish Line in Pit Lane, D = Time Disallowed

P11 37 C		Alexander LATHAM		Triumph DAYTONA - BR-8 / McCrash Racing		
IDEAL LAP TIME : 1:01.517		BEST LAP TIME : 1:01.517		DIFFERENCE : 0.000		
LAP	SECTOR 1	SECTOR 2	LAP TIME	MPH	DIFF	TIME OF DAY
1 -		24.708	1:05.888	65.99	4.371	12:19:56.378
2 -	37.383	24.793	1:02.176 (2)	69.94	0.659	12:20:58.554
3 -	37.045	24.472	1:01.517 (1)	70.68		12:22:00.071
4 -	38.482	25.393	1:03.875	68.07	2.358	12:23:03.946
5 -	37.977	25.043	1:03.020	69.00	1.503	12:24:06.966
6 -	37.684	24.556	1:02.240 (3)	69.86	0.723	12:25:09.206

P12 8 C		Dave SAUNDERS		Honda CBR600 - ETR Building & Civil Engineering Ltd		
IDEAL LAP TIME : 1:01.766		BEST LAP TIME : 1:02.040		DIFFERENCE : 0.274		
LAP	SECTOR 1	SECTOR 2	LAP TIME	MPH	DIFF	TIME OF DAY
1 -		25.489	1:10.248	61.90	8.208	12:20:00.738
2 -	37.382	24.658	1:02.040 (1)	70.09		12:21:02.778
3 -	37.679	24.685	1:02.364 (3)	69.72	0.324	12:22:05.142
4 -	37.687	24.528	1:02.215 (2)	69.89	0.175	12:23:07.357
5 -	37.238	25.349	1:02.587	69.48	0.547	12:24:09.944
6 -	37.799	25.415	1:03.214	68.79	1.174	12:25:13.158

P13 60		Jack YOUNGE		Yamaha R6 - Chase Timber / iceni motorcycles		
IDEAL LAP TIME : 1:02.755		BEST LAP TIME : 1:03.027		DIFFERENCE : 0.272		
LAP	SECTOR 1	SECTOR 2	LAP TIME	MPH	DIFF	TIME OF DAY
1 -		25.531	1:09.829	62.27	6.802	12:20:00.319
2 -	39.225	25.252	1:04.477	67.44	1.450	12:21:04.796
3 -	37.889	25.138	1:03.027 (1)	68.99		12:22:07.823
4 -	38.277	25.002	1:03.279 (2)	68.72	0.252	12:23:11.102
5 -	38.758	24.944	1:03.702	68.26	0.675	12:24:14.804
6 -	38.464	24.866	1:03.330 (3)	68.66	0.303	12:25:18.134

P14 7 C		Thomas BENSTED		Triumph DAYTONA 675R - Significant Debt Racing		
IDEAL LAP TIME : 1:02.895		BEST LAP TIME : 1:02.926		DIFFERENCE : 0.031		
LAP	SECTOR 1	SECTOR 2	LAP TIME	MPH	DIFF	TIME OF DAY
1 -		25.484	1:09.346	62.70	6.420	12:19:59.836
2 -	39.446	25.157	1:04.603	67.31	1.677	12:21:04.439
3 -	38.787	25.166	1:03.953 (3)	67.99	1.027	12:22:08.392
4 -	39.086	25.104	1:04.190	67.74	1.264	12:23:12.582
5 -	38.064	25.285	1:03.349 (2)	68.64	0.423	12:24:15.931
6 -	38.095	24.831	1:02.926 (1)	69.10		12:25:18.857

P15 44		Emmett BURKE		Suzuki GSXR 600 -		
IDEAL LAP TIME : 1:03.967		BEST LAP TIME : 1:04.331		DIFFERENCE : 0.364		
LAP	SECTOR 1	SECTOR 2	LAP TIME	MPH	DIFF	TIME OF DAY
1 -		25.747	1:11.117	61.14	6.786	12:20:01.607
2 -	39.724	25.426	1:05.150	66.74	0.819	12:21:06.757
3 -	40.214	25.044	1:05.258	66.63	0.927	12:22:12.015
4 -	38.923	25.408	1:04.331 (1)	67.59		12:23:16.346
5 -	39.161	25.653	1:04.814 (2)	67.09	0.483	12:24:21.160
6 -	39.031	25.819	1:04.850 (3)	67.05	0.519	12:25:26.010

Weather / Track : Rain / Wet

Brands Hatch Indy
Circuit Length = 1.2079 miles
Start: 12:18 Flag 12:24 End: 12:25

BMCRC - MRO Championships 2021 - Rnd 6 @ Brands Hatch Indy

Team Respro MRO 600 & DART Motorsport Clubman 600

RACE 3 - SECTOR ANALYSIS



SECTOR 1 = FL to I1, SECTOR 2 = I1 to FL, DIFF = Difference To Personal Best Lap, P = Crossed Finish Line in Pit Lane, D = Time Disallowed

P16 228		Paul McFADDEN		Kawasaki ZX636 - T.McFadden Plant Ltd			
IDEAL LAP TIME : 1:05.814		BEST LAP TIME : 1:05.926		DIFFERENCE : 0.112			
LAP	SECTOR 1	SECTOR 2	LAP TIME	MPH	DIFF	TIME OF DAY	
1 -		26.817	1:15.001	57.97	9.075	12:20:05.491	
2 -	41.095	25.640	1:06.735 (3)	65.16	0.809	12:21:12.226	
3 -	40.296	26.135	1:06.431 (2)	65.46	0.505	12:22:18.657	
4 -	40.582	26.371	1:06.953	64.95	1.027	12:23:25.610	
5 -	40.174	25.752	1:05.926 (1)	65.96		12:24:31.536	
6 -	40.699	26.196	1:06.895	65.00	0.969	12:25:38.431	

P17 43 C		Daniel SALES		Yamaha R6 - Team Freddie, Ron & Frankie			
IDEAL LAP TIME : 1:05.751		BEST LAP TIME : 1:06.254		DIFFERENCE : 0.503			
LAP	SECTOR 1	SECTOR 2	LAP TIME	MPH	DIFF	TIME OF DAY	
1 -		26.735	1:15.472	57.61	9.218	12:20:05.962	
2 -	41.436	25.415	1:06.851	65.04	0.597	12:21:12.813	
3 -	40.399	26.163	1:06.562 (2)	65.33	0.308	12:22:19.375	
4 -	40.336	26.353	1:06.689	65.20	0.435	12:23:26.064	
5 -	40.450	25.804	1:06.254 (1)	65.63		12:24:32.318	
6 -	40.639	25.977	1:06.616 (3)	65.27	0.362	12:25:38.934	

P18 117 C		Benjamin STONARD		Yamaha R6 - BJ Signs & Decals LTD			
IDEAL LAP TIME : 1:05.485		BEST LAP TIME : 1:05.988		DIFFERENCE : 0.503			
LAP	SECTOR 1	SECTOR 2	LAP TIME	MPH	DIFF	TIME OF DAY	
1 -		26.237	1:12.720	59.79	6.732	12:20:03.210	
2 -	40.855	25.533	1:06.388 (2)	65.50	0.400	12:21:09.598	
3 -	39.952	26.036	1:05.988 (1)	65.89		12:22:15.586	
4 -	41.233	26.767	1:08.000	63.95	2.012	12:23:23.586	
5 -	41.268	26.624	1:07.892 (3)	64.05	1.904	12:24:31.478	
6 -	40.875	27.281	1:08.156	63.80	2.168	12:25:39.634	

P19 50		Aditya Singh BEHAL		Yamaha YZF-R6 - Urban Nomads Racing			
IDEAL LAP TIME : 1:03.263		BEST LAP TIME : 1:03.616		DIFFERENCE : 0.353			
LAP	SECTOR 1	SECTOR 2	LAP TIME	MPH	DIFF	TIME OF DAY	
1 -		26.155	1:12.866	59.67	9.250	12:20:03.356	
2 -	38.923	25.003	1:03.926 (2)	68.02	0.310	12:21:07.282	
3 -	38.705	24.911	1:03.616 (1)	68.35		12:22:10.898	

P20 83		Talan SKEELS-PIGGINS		Yamaha R6 - Talan Racing			
IDEAL LAP TIME : 1:02.464		BEST LAP TIME : 1:03.730		DIFFERENCE : 1.266			
LAP	SECTOR 1	SECTOR 2	LAP TIME	MPH	DIFF	TIME OF DAY	
1 -		26.113	1:13.347	59.28	9.617	12:20:03.837	
2 -	39.287	24.576	1:03.863 (2)	68.09	0.133	12:21:07.700	
3 -	38.628	25.102	1:03.730 (1)	68.23		12:22:11.430	

Weather / Track : Rain / Wet

Brands Hatch Indy
Circuit Length = 1.2079 miles
Start: 12:18 Flag 12:24 End: 12:25

BMCRC - MRO Championships 2021 - Rnd 6 @ Brands Hatch Indy

Team Respro MRO 600 & DART Motorsport Clubman 600

RACE 3 - BEST SECTORS

SECTOR 1			SECTOR 2			IDEAL / BEST COMPARISON						
POS	NO	NAME	TIME	NO	NAME	TIME	POS	NO	NAME	IDEAL	BEST	DIFF
									PERFECT LAP	57.707		
1	188	KRAWIECKI	34.702	95	ROBERTSON	23.005	1	188	KRAWIECKI	57.890	57.890	0.000
2	13	EDMONDSON	35.023	188	KRAWIECKI	23.188	2	95	ROBERTSON	58.068	58.198	0.130
3	95	ROBERTSON	35.063	100	HOWTON	23.189	3	13	EDMONDSON	58.298	58.510	0.212
4	100	HOWTON	35.233	13	EDMONDSON	23.275	4	100	HOWTON	58.422	58.496	0.074
5	2	GILL	35.251	2	GILL	23.375	5	2	GILL	58.626	58.626	0.000
6	818	BARKER	35.905	818	BARKER	23.477	6	818	BARKER	59.382	59.382	0.000
7	111	FOLKES	35.969	961	SIM	23.632	7	961	SIM	59.602	59.754	0.152
8	961	SIM	35.970	111	FOLKES	23.885	8	111	FOLKES	59.854	1:00.084	0.230
9	56	MILLS	35.985	56	MILLS	23.901	9	56	MILLS	59.886	59.892	0.006
10	37	LATHAM	37.045	134	GILBERT	24.406	10	37	LATHAM	1:01.517	1:01.517	0.000
11	8	SAUNDERS	37.238	37	LATHAM	24.472	11	8	SAUNDERS	1:01.766	1:02.040	0.274
12	134	GILBERT	37.376	8	SAUNDERS	24.528	12	134	GILBERT	1:01.782	1:01.939	0.157
13	83	SKEELS-PIGGINS	37.888	83	SKEELS-PIGGINS	24.576	13	83	SKEELS-PIGGINS	1:02.464	1:03.730	1.266
14	60	YOUNGE	37.889	7	BENSTED	24.831	14	60	YOUNGE	1:02.755	1:03.027	0.272
15	7	BENSTED	38.064	60	YOUNGE	24.866	15	7	BENSTED	1:02.895	1:02.926	0.031
16	50	BEHAL	38.352	50	BEHAL	24.911	16	50	BEHAL	1:03.263	1:03.616	0.353
17	44	BURKE	38.923	44	BURKE	25.044	17	44	BURKE	1:03.967	1:04.331	0.364
18	117	STONARD	39.952	43	SALES	25.415	18	117	STONARD	1:05.485	1:05.988	0.503
19	228	McFADDEN	40.174	117	STONARD	25.533	19	43	SALES	1:05.751	1:06.254	0.503
20	43	SALES	40.336	228	McFADDEN	25.640	20	228	McFADDEN	1:05.814	1:05.926	0.112

Weather / Track : Rain / Wet

Results can be found at www.tsl-timing.com

Brands Hatch Indy
Circuit Length = 1.2079 miles
Start: 12:18 Flag 12:24 End: 12:25

Printed - 12:29 Saturday, 02 October 2021

BMCRC - MRO Championships 2021 - Rnd 6 @ Brands Hatch Indy

Team Respro MRO 600 & DART Motorsport Clubman 600

RACE 3 - STATISTICS

Competitors Started	20
Planned Start	2021-10-02 @ 12:31:00.000
Actual Start	2021-10-02 @ 12:18:50.489
Finish Time	2021-10-02 @ 12:24:49.335
Track Length	1.2079mi.
Total Laps	114
Total Distance Covered	137.7057mi.

Session Fastest Lap History

NO	CL	NAME	LAP TIME	TIME OF DAY	LAP	VEHICLE
188		Dawid KRAWIECKI	57.890	12:20:50.535	2	Yamaha R6

Session Leader History

NO	CL	NAME	FROM LAP	LAPS LED	DISTANCE	VEHICLE
188		Dawid KRAWIECKI	1	6	7.24 miles	Yamaha R6

Flag History

TYPE	TIME OF DAY
GREEN	12:18:50.489
FINISH	12:24:49.335

Flag Statistics

TYPE	COUNT	TOTAL LAPS	TOTAL TIME
Green	1	6	7:05.073
Red	0	0	0.000
Safety Car	0	0	0.000
FCY	0	0	0.000

BMCRC - MRO Championships 2021 - Rnd 6 @ Brands Hatch Indy

Team Respro MRO 600 & DART Motorsport Clubman 600

RACE 3 - STATISTICS

CLASS :

13 Starters

Fastest Lap History

NO	NAME	LAP TIME	TIME OF DAY	LAP	VEHICLE
188	Dawid KRAWIECKI	57.890	12:20:50.535	2	Yamaha R6

Leader History

NO	NAME	FROM LAP	LAPS LED	DISTANCE	VEHICLE
188	Dawid KRAWIECKI	1	6	7.24 miles	Yamaha R6

BMCRC - MRO Championships 2021 - Rnd 6 @ Brands Hatch Indy

Team Respro MRO 600 & DART Motorsport Clubman 600

RACE 3 - STATISTICS

CLASS : C

7 Starters

Fastest Lap History

NO	NAME	LAP TIME	TIME OF DAY	LAP	VEHICLE
100	Craig HOWTON	59.342	12:20:55.615	2	Kawasaki ZX6R
100	Craig HOWTON	58.496	12:21:54.113	3	Kawasaki ZX6R

Leader History

NO	NAME	FROM LAP	LAPS LED	DISTANCE	VEHICLE
100	Craig HOWTON	1	6	7.24 miles	Kawasaki ZX6R

BMCRC - MRO Championships 2021 - Rnd 6 @ Brands Hatch Indy

Team Respro MRO 600 & DART Motorsport Clubman 600

RACE 3 - GRID (12 Laps) - AMENDED

ROW 9	27	200	Dan BURNHAM	26	192	Daniel MOFFA	25	132	Mitchell GILBERT
ROW 8	24	118	Jim COYLE	23	81	Dan HELYER	22	70	Sean HALL
ROW 7	21	17	Philip BAKER	20	43	Daniel SALES	19	117	Benjamin STONARD
ROW 6	18	228	Paul McFADDEN	17	44	Emmett BURKE	16	83	Talan SKEELS-PIGGINS
ROW 5	15	50	Aditya Singh BEHAL	14	60	Jack YOUNGE	13	7	Thomas BENSTED
ROW 4	12	8	Dave SAUNDERS	11	134	Donald GILBERT	10	37	Alexander LATHAM
ROW 3	9	111	Ryan FOLKES	8	56	Michael MILLS	7	961	Jack SIM
ROW 2	6	818	Alex BARKER	5	2	Andrew GILL	4	13	Doug EDMONDSON
ROW 1	3	100	Craig HOWTON	2	95	Grant ROBERTSON	1	188	Dawid KRAWIECKI
									Pole

Brands Hatch Indy
Circuit Length = 1.2079 miles

These results are provisional until the conclusion of any judicial and technical matters.

Clerk Of Course :	Stewards :	Timekeeper : Alan Povey
-------------------	------------	-------------------------

Results can be found at www.tsl-timing.com

Printed - 13:39 Saturday, 02 October 2021



BMCRC - MRO Championships 2021 - Rnd 6 @ Brands Hatch Indy

Team Respro MRO 600 & DART Motorsport Clubman 600

RACE 3 - CLASSIFICATION - AMENDED

POS	NO	CL	PIC NAME	ENTRY	LAPS	TIME	GAP	DIFF	MPH	BEST	ON
1	56		1 Michael MILLS	Yamaha R6 - A51 Racing, The Wokingham Bar Con	11	9:12.561			86.56	49.295	9
2	188		2 Dawid KRAWIECKI	Yamaha R6 - Code Blue LTD & D A East Electrical	11	9:14.834	2.273	2.273	86.21	49.358	6
3	2		3 Andrew GILL	Kawasaki ZX6R -	11	9:24.264	11.703	9.430	84.77	50.124	8
4	134		4 Donald GILBERT	Kawasaki ZX6R - S and N tyres	11	9:30.454	17.893	6.190	83.85	51.008	9
5	81		5 Dan HELYER	Triumph 675 -	11	9:32.162	19.601	1.708	83.60	50.152	9
6	961		6 Jack SIM	Kawasaki ZX6 R - Platform Lift Engineers Ltd	11	9:34.139	21.578	1.977	83.31	50.918	11
7	95		7 Grant ROBERTSON	Kawasaki ZX6R -	11	9:34.817	22.256	0.678	83.21	51.349	11
8	111		8 Ryan FOLKES	Triumph DAYTONA 675 - Carl Harrison Motorcycle	11	9:37.602	25.041	2.785	82.81	51.086	5
9	818	C	1 Alex BARKER	Yamaha R6 - Barker Woodrow LTD	11	9:38.970	26.409	1.368	82.62	51.544	9
10	17		9 Philip BAKER	Yamaha R6 - Paul & Justine Bushell	11	9:39.418	26.857	0.448	82.55	50.927	10
11	37	C	2 Alexander LATHAM	Triumph DAYTONA - BR-8 / McCrash Racing	11	9:48.615	36.054	9.197	81.26	51.865	9
12	13		10 Doug EDMONDSON	Triumph DAYTONA - Stan Stephens Tuning	11	9:49.816	37.255	1.201	81.10	52.522	11
13	60		11 Jack YOUNGE	Yamaha R6 - Chase Timber / iceni motorcycles	11	9:53.627	41.066	3.811	80.58	52.754	11
14	100	C	3 Craig HOWTON	Kawasaki ZX6R - ME	11	10:01.709	49.148	8.082	79.49	53.420	10
15	228	C	4 Paul McFADDEN	Kawasaki ZX636 - T.McFadden Plant Ltd	10	9:13.295	1 Lap	1 Lap	78.59	53.557	10
16	43	C	5 Daniel SALES	Yamaha R6 - Team Freddie, Ron & Frankie	10	9:13.678	1 Lap	0.383	78.54	53.612	7
17	192	C	6 Daniel MOFFA	Kawasaki ZX6R - DM Racing	10	9:16.834	1 Lap	3.156	78.09	53.342	9
18	83		12 Talan SKEELS-PIGGINS	Yamaha R6 - Talan Racing	10	9:19.735	1 Lap	2.901	77.69	54.143	9
19	50		13 Aditya Singh BEHAL	Yamaha YZF-R6 - Urban Nomads Racing	10	9:21.493	1 Lap	1.758	77.44	54.669	9
20	117	C	7 Benjamin STONARD	Yamaha R6 - BJ Signs & Decals LTD	10	9:40.259	1 Lap	18.766	74.94	56.227	8

NOT CLASSIFIED

DNF	8	C	Dave SAUNDERS	Honda CBR600 - ETR Building & Civil Engineering L	0						
DNF	7	C	Thomas BENSTED	Triumph DAYTONA 675R - Significant Debt Racing	0						

FASTEST LAP

56			Michael MILLS	Yamaha R6 - A51 Racing, The Wokingham Bar Con	9	49.295		88.21 mph		141.96 kph	
818	C		Alex BARKER	Yamaha R6 - Barker Woodrow LTD	9	51.544		84.36 mph		135.77 kph	

Class - 92.5% of Race Speed = 80.06 mph
 Class C - 92.5% of Race Speed = 76.42 mph

Brands Hatch Indy: 1.2079 miles
 Race Distance: 11 Laps / 13.28 miles
 Start: 11:10 Flag 11:19 End: 11:20

Weather / Track : Cloudy / Dry

These results are provisional until the conclusion of any judicial and technical matters.

Clerk Of Course :	Stewards :	Timekeeper : Alan Povey
-------------------	------------	-------------------------

Results can be found at www.tsl-timing.com

Printed - 11:37 Sunday, 03 October 2021



BMCRC - MRO Championships 2021 - Rnd 6 @ Brands Hatch Indy

Team Respro MRO 600 & DART Motorsport Clubman 600

RACE 3 - LAP CHART

LAP 1 @ 11:11:23.561			LAP 2 @ 11:12:13.900			LAP 3 @ 11:13:03.831			LAP 4 @ 11:13:53.455			LAP 5 @ 11:14:43.395		
NO	BEHIND	LAP TIME	NO	BEHIND	LAP TIME	NO	BEHIND	LAP TIME	NO	BEHIND	LAP TIME	NO	BEHIND	LAP TIME
188		55.720	56		50.218	56		49.931	56		49.624	56		49.940
56	0.121	55.841	188	0.614	50.953	188	0.555	49.872	188	0.789	49.858	188	0.345	49.496
95	1.554	57.274	2	2.586	51.271	2	3.596	50.941	2	4.607	50.635	2	5.449	50.782
2	1.654	57.374	134	3.395	51.811	134	4.873	51.409	134	6.511	51.262	134	7.811	51.240
134	1.923	57.643	95	3.911	52.696	95	5.731	51.751	95	7.894	51.787	95	9.752	51.798
13	2.448	58.168	961	5.533	53.041	961	7.593	51.991	961	9.668	51.699	961	11.176	51.448
961	2.831	58.551	818	5.615	52.823	818	8.030	52.346	818	10.506	52.100	81	11.897	51.310
818	3.131	58.851	13	6.683	54.574	81	8.985	51.539	81	10.527	51.166	818	12.819	52.253
100	4.016	59.736	81	7.377	52.775	111	10.274	52.295	111	11.897	51.247	111	13.043	51.086
111	4.351	1:00.071	111	7.910	53.898	13	10.305	53.553	13	14.300	53.619	17	16.929	52.110
37	4.402	1:00.122	37	8.101	54.038	37	11.438	53.268	37	14.656	52.842	13	17.565	53.205
60	4.777	1:00.497	100	8.594	54.917	60	12.130	53.368	17	14.759	52.206	37	17.628	52.912
81	4.941	1:00.661	60	8.693	54.255	17	12.177	53.245	60	15.820	53.314	60	19.715	53.835
17	4.974	1:00.694	17	8.863	54.228	100	13.233	54.570	100	17.868	54.259	100	22.616	54.688
50	6.858	1:02.578	228	12.986	56.146	228	18.526	55.471	228	24.012	55.110	228	28.626	54.554
228	7.179	1:02.899	50	13.586	57.067	43	19.129	55.343	43	24.187	54.682	43	28.767	54.520
43	7.542	1:03.262	43	13.717	56.514	50	19.802	56.147	50	25.651	55.473	192	30.704	54.790
192	9.970	1:05.690	192	15.426	55.795	192	19.898	54.403	192	25.854	55.580	50	30.741	55.030
117	10.073	1:05.793	83	16.315	56.274	83	21.061	54.677	83	26.408	54.971	83	31.382	54.914
83	10.380	1:06.100	117	17.560	57.826	117	25.542	57.913	117	33.930	58.012	117	41.164	57.174

Weather / Track : Cloudy / Dry

BMCRC - MRO Championships 2021 - Rnd 6 @ Brands Hatch Indy

Team Respro MRO 600 & DART Motorsport Clubman 600

RACE 3 - LAP CHART

LAP 6 @ 11:15:33.049			LAP 7 @ 11:16:22.561			LAP 8 @ 11:17:12.108			LAP 9 @ 11:18:01.403			LAP 10 @ 11:18:50.787		
NO	BEHIND	LAP TIME	NO	BEHIND	LAP TIME	NO	BEHIND	LAP TIME	NO	BEHIND	LAP TIME	NO	BEHIND	LAP TIME
56		49.654	56		49.512	56		49.547	56		49.295	56		49.384
188	0.049	49.358	188	0.162	49.625	188	0.188	49.573	188	0.424	49.531	188	1.053	50.013
2	6.442	50.647	2	7.549	50.619	117	1 Lap	57.090	2	9.539	50.708	83	1 Lap	54.143
134	9.412	51.255	134	10.992	51.092	2	8.126	50.124	117	1 Lap	56.227	50	1 Lap	54.669
95	11.801	51.703	95	13.960	51.671	134	12.656	51.211	134	14.369	51.008	2	10.665	50.510
961	12.934	51.412	81	14.035	50.440	81	15.070	50.582	81	15.927	50.152	134	16.322	51.337
81	13.107	50.864	961	14.823	51.401	95	15.998	51.585	961	18.256	51.261	81	18.364	51.821
818	15.048	51.883	818	17.450	51.914	961	16.290	51.014	95	18.406	51.703	961	20.275	51.403
111	15.251	51.862	111	17.582	51.843	111	19.356	51.321	111	21.172	51.111	95	20.522	51.500
17	18.900	51.625	17	20.484	51.096	818	19.708	51.805	818	21.957	51.544	117	1 Lap	56.618
13	20.936	53.025	13	24.227	52.803	17	22.268	51.331	17	23.902	50.929	111	22.918	51.130
37	20.993	53.019	37	24.335	52.854	37	27.409	52.621	37	29.979	51.865	818	24.173	51.600
60	23.169	53.108	60	26.762	53.105	13	27.933	53.253	13	31.184	52.546	17	25.445	50.927
100	26.934	53.972	100	31.701	54.279	60	30.217	53.002	60	34.136	53.214	37	33.152	52.557
228	33.053	54.081	228	37.291	53.750	100	36.099	53.945	100	40.930	54.126	13	34.348	52.548
43	33.407	54.294	43	37.507	53.612	228	41.409	53.665	228	46.176	54.062	60	37.927	53.175
50	35.851	54.764	192	41.119	54.692	43	41.802	53.842	43	46.418	53.911	100	44.966	53.420
192	35.939	54.889	50	41.729	55.390	192	45.284	53.712	192	49.331	53.342			
83	36.298	54.570	83	42.017	55.231	50	46.865	54.683						
117	48.576	57.066				83	47.169	54.699						

Weather / Track : Cloudy / Dry

BMCRC - MRO Championships 2021 - Rnd 6 @ Brands Hatch Indy

Team Respro MRO 600 & DART Motorsport Clubman 600

RACE 3 - LAP CHART

LAP 11 @ 11:19:40.402

NO	BEHIND	LAP TIME
56		49.615
228	1 Lap	53.557
43	1 Lap	53.698
188	2.273	50.835
192	1 Lap	53.941
83	1 Lap	54.156
50	1 Lap	55.692
2	11.703	50.653
134	17.893	51.186
81	19.601	50.852
961	21.578	50.918
95	22.256	51.349
111	25.041	51.738
818	26.409	51.851
17	26.857	51.027
117	1 Lap	56.540
37	36.054	52.517
13	37.255	52.522
60	41.066	52.754
100	49.148	53.797

Weather / Track : Cloudy / Dry

Results can be found at www.tsl-timing.com

Page 3 of 3

Brands Hatch Indy
Circuit Length = 1.2079 miles
Start: 11:10 Flag 11:19 End: 11:20

Printed - 11:21 Sunday, 03 October 2021

BMCRC - MRO Championships 2021 - Rnd 6 @ Brands Hatch Indy

Team Respro MRO 600 & DART Motorsport Clubman 600

RACE 3 - SECTOR ANALYSIS



SECTOR 1 = FL to I1, SECTOR 2 = I1 to FL, DIFF = Difference To Personal Best Lap, P = Crossed Finish Line in Pit Lane, D = Time Disallowed

P1 56		Michael MILLS		Yamaha R6 - A51 Racing, The Wokingham Bar Company			
IDEAL LAP TIME : 49.249		BEST LAP TIME : 49.295		DIFFERENCE : 0.046			
LAP	SECTOR 1	SECTOR 2	LAP TIME	MPH	DIFF	TIME OF DAY	
1 -		20.192	55.841	77.87	6.546	11:11:23.682	
2 -	30.199	20.019	50.218	86.59	0.923	11:12:13.900	
3 -	29.986	19.945	49.931	87.09	0.636	11:13:03.831	
4 -	29.724	19.900	49.624	87.63	0.329	11:13:53.455	
5 -	30.014	19.926	49.940	87.07	0.645	11:14:43.395	
6 -	29.745	19.909	49.654	87.57	0.359	11:15:33.049	
7 -	29.566	19.946	49.512 (3)	87.82	0.217	11:16:22.561	
8 -	29.728	19.819	49.547	87.76	0.252	11:17:12.108	
9 -	29.551	19.744	49.295 (1)	88.21		11:18:01.403	
10 -	29.505	19.879	49.384 (2)	88.05	0.089	11:18:50.787	
11 -	29.518	20.097	49.615	87.64	0.320	11:19:40.402	

P2 188		Dawid KRAWIECKI		Yamaha R6 - Code Blue LTD & D A East Electrical			
IDEAL LAP TIME : 49.231		BEST LAP TIME : 49.358		DIFFERENCE : 0.127			
LAP	SECTOR 1	SECTOR 2	LAP TIME	MPH	DIFF	TIME OF DAY	
1 -		20.516	55.720	78.04	6.362	11:11:23.561	
2 -	30.849	20.104	50.953	85.34	1.595	11:12:14.514	
3 -	29.969	19.903	49.872	87.19	0.514	11:13:04.386	
4 -	29.965	19.893	49.858	87.21	0.500	11:13:54.244	
5 -	29.855	19.641	49.496 (2)	87.85	0.138	11:14:43.740	
6 -	29.603	19.755	49.358 (1)	88.10		11:15:33.098	
7 -	29.740	19.885	49.625	87.62	0.267	11:16:22.723	
8 -	29.945	19.628	49.573	87.72	0.215	11:17:12.296	
9 -	29.772	19.759	49.531 (3)	87.79	0.173	11:18:01.827	
10 -	30.107	19.906	50.013	86.94	0.655	11:18:51.840	
11 -	30.458	20.377	50.835	85.54	1.477	11:19:42.675	

P3 2		Andrew GILL		Kawasaki ZX6R -			
IDEAL LAP TIME : 50.124		BEST LAP TIME : 50.124		DIFFERENCE : 0.000			
LAP	SECTOR 1	SECTOR 2	LAP TIME	MPH	DIFF	TIME OF DAY	
1 -		20.631	57.374	75.79	7.250	11:11:25.215	
2 -	31.015	20.256	51.271	84.81	1.147	11:12:16.486	
3 -	30.693	20.248	50.941	85.36	0.817	11:13:07.427	
4 -	30.623	20.012	50.635	85.88	0.511	11:13:58.062	
5 -	30.501	20.281	50.782	85.63	0.658	11:14:48.844	
6 -	30.465	20.182	50.647	85.86	0.523	11:15:39.491	
7 -	30.547	20.072	50.619 (3)	85.90	0.495	11:16:30.110	
8 -	30.167	19.957	50.124 (1)	86.75		11:17:20.234	
9 -	30.561	20.147	50.708	85.75	0.584	11:18:10.942	
10 -	30.329	20.181	50.510 (2)	86.09	0.386	11:19:01.452	
11 -	30.409	20.244	50.653	85.85	0.529	11:19:52.105	

P4 134		Donald GILBERT		Kawasaki ZX6R - S and N tyres			
IDEAL LAP TIME : 50.926		BEST LAP TIME : 51.008		DIFFERENCE : 0.082			
LAP	SECTOR 1	SECTOR 2	LAP TIME	MPH	DIFF	TIME OF DAY	
1 -		20.443	57.643	75.43	6.635	11:11:25.484	
2 -	31.492	20.319	51.811	83.93	0.803	11:12:17.295	
3 -	31.134	20.275	51.409	84.58	0.401	11:13:08.704	
4 -	31.112	20.150	51.262	84.83	0.254	11:13:59.966	
5 -	30.989	20.251	51.240	84.86	0.232	11:14:51.206	
6 -	31.031	20.224	51.255	84.84	0.247	11:15:42.461	
7 -	30.858	20.234	51.092 (2)	85.11	0.084	11:16:33.553	
8 -	31.015	20.196	51.211	84.91	0.203	11:17:24.764	
9 -	30.940	20.068	51.008 (1)	85.25		11:18:15.772	
10 -	31.100	20.237	51.337	84.70	0.329	11:19:07.109	
11 -	30.951	20.235	51.186 (3)	84.95	0.178	11:19:58.295	

Weather / Track : Cloudy / Dry

Brands Hatch Indy
Circuit Length = 1.2079 miles
Start: 11:10 Flag 11:19 End: 11:20

BMCRC - MRO Championships 2021 - Rnd 6 @ Brands Hatch Indy

Team Respro MRO 600 & DART Motorsport Clubman 600

RACE 3 - SECTOR ANALYSIS



SECTOR 1 = FL to I1, SECTOR 2 = I1 to FL, DIFF = Difference To Personal Best Lap, P = Crossed Finish Line in Pit Lane, D = Time Disallowed

P5 81 Dan HELYER		Triumph 675 -				
IDEAL LAP TIME : 50.035		BEST LAP TIME : 50.152		DIFFERENCE : 0.117		
LAP	SECTOR 1	SECTOR 2	LAP TIME	MPH	DIFF	TIME OF DAY
1 -		21.283	1:00.661	71.68	10.509	11:11:28.502
2 -	32.109	20.666	52.775	82.39	2.623	11:12:21.277
3 -	31.308	20.231	51.539	84.37	1.387	11:13:12.816
4 -	30.820	20.346	51.166	84.99	1.014	11:14:03.982
5 -	31.023	20.287	51.310	84.75	1.158	11:14:55.292
6 -	30.753	20.111	50.864	85.49	0.712	11:15:46.156
7 -	30.537	19.903	50.440 (2)	86.21	0.288	11:16:36.596
8 -	30.344	20.238	50.582 (3)	85.97	0.430	11:17:27.178
9 -	30.132	20.020	50.152 (1)	86.70		11:18:17.330
10 -	31.720	20.101	51.821	83.91	1.669	11:19:09.151
11 -	30.567	20.285	50.852	85.51	0.700	11:20:00.003

P6 961 Jack SIM		Kawasaki ZX6 R - Platform Lift Engineers Ltd				
IDEAL LAP TIME : 50.789		BEST LAP TIME : 50.918		DIFFERENCE : 0.129		
LAP	SECTOR 1	SECTOR 2	LAP TIME	MPH	DIFF	TIME OF DAY
1 -		21.038	58.551	74.26	7.633	11:11:26.392
2 -	31.821	21.220	53.041	81.98	2.123	11:12:19.433
3 -	31.283	20.708	51.991	83.64	1.073	11:13:11.424
4 -	31.135	20.564	51.699	84.11	0.781	11:14:03.123
5 -	30.996	20.452	51.448	84.52	0.530	11:14:54.571
6 -	31.071	20.341	51.412	84.58	0.494	11:15:45.983
7 -	31.110	20.291	51.401	84.60	0.483	11:16:37.384
8 -	30.851	20.163	51.014 (2)	85.24	0.096	11:17:28.398
9 -	30.897	20.364	51.261 (3)	84.83	0.343	11:18:19.659
10 -	30.713	20.690	51.403	84.59	0.485	11:19:11.062
11 -	30.626	20.292	50.918 (1)	85.40		11:20:01.980

P7 95 Grant ROBERTSON		Kawasaki ZX6R -				
IDEAL LAP TIME : 51.349		BEST LAP TIME : 51.349		DIFFERENCE : 0.000		
LAP	SECTOR 1	SECTOR 2	LAP TIME	MPH	DIFF	TIME OF DAY
1 -		20.771	57.274	75.92	5.925	11:11:25.115
2 -	31.835	20.861	52.696	82.52	1.347	11:12:17.811
3 -	31.451	20.300	51.751	84.02	0.402	11:13:09.562
4 -	31.359	20.428	51.787	83.97	0.438	11:14:01.349
5 -	31.450	20.348	51.798	83.95	0.449	11:14:53.147
6 -	31.286	20.417	51.703	84.10	0.354	11:15:44.850
7 -	31.403	20.268	51.671	84.15	0.322	11:16:36.521
8 -	31.284	20.301	51.585 (3)	84.29	0.236	11:17:28.106
9 -	31.255	20.448	51.703	84.10	0.354	11:18:19.809
10 -	31.253	20.247	51.500 (2)	84.43	0.151	11:19:11.309
11 -	31.112	20.237	51.349 (1)	84.68		11:20:02.658

P8 111 Ryan FOLKES		Triumph DAYTONA 675 - Carl Harrison Motorcycle Services				
IDEAL LAP TIME : 50.970		BEST LAP TIME : 51.086		DIFFERENCE : 0.116		
LAP	SECTOR 1	SECTOR 2	LAP TIME	MPH	DIFF	TIME OF DAY
1 -		21.449	1:00.071	72.39	8.985	11:11:27.912
2 -	32.744	21.154	53.898	80.68	2.812	11:12:21.810
3 -	31.268	21.027	52.295	83.15	1.209	11:13:14.105
4 -	30.714	20.533	51.247	84.85	0.161	11:14:05.352
5 -	30.597	20.489	51.086 (1)	85.12		11:14:56.438
6 -	31.340	20.522	51.862	83.84	0.776	11:15:48.300
7 -	31.404	20.439	51.843	83.88	0.757	11:16:40.143
8 -	30.736	20.585	51.321	84.73	0.235	11:17:31.464
9 -	30.738	20.373	51.111 (2)	85.08	0.025	11:18:22.575
10 -	30.696	20.434	51.130 (3)	85.04	0.044	11:19:13.705
11 -	31.187	20.551	51.738	84.05	0.652	11:20:05.443

Weather / Track : Cloudy / Dry

Brands Hatch Indy
Circuit Length = 1.2079 miles
Start: 11:10 Flag 11:19 End: 11:20

BMCRC - MRO Championships 2021 - Rnd 6 @ Brands Hatch Indy

Team Respro MRO 600 & DART Motorsport Clubman 600

RACE 3 - SECTOR ANALYSIS



SECTOR 1 = FL to I1, SECTOR 2 = I1 to FL, DIFF = Difference To Personal Best Lap, P = Crossed Finish Line in Pit Lane, D = Time Disallowed

P9 818 C		Alex BARKER		Yamaha R6 - Barker Woodrow LTD			
IDEAL LAP TIME : 51.494		BEST LAP TIME : 51.544		DIFFERENCE : 0.050			
LAP	SECTOR 1	SECTOR 2	LAP TIME	MPH	DIFF	TIME OF DAY	
1 -		20.986	58.851	73.89	7.307	11:11:26.692	
2 -	32.007	20.816	52.823	82.32	1.279	11:12:19.515	
3 -	31.727	20.619	52.346	83.07	0.802	11:13:11.861	
4 -	31.522	20.578	52.100	83.46	0.556	11:14:03.961	
5 -	31.700	20.553	52.253	83.22	0.709	11:14:56.214	
6 -	31.275	20.608	51.883	83.81	0.339	11:15:48.097	
7 -	31.337	20.577	51.914	83.76	0.370	11:16:40.011	
8 -	31.320	20.485	51.805 (3)	83.94	0.261	11:17:31.816	
9 -	31.051	20.493	51.544 (1)	84.36		11:18:23.360	
10 -	31.157	20.443	51.600 (2)	84.27	0.056	11:19:14.960	
11 -	31.254	20.597	51.851	83.86	0.307	11:20:06.811	

P10 17		Philip BAKER		Yamaha R6 - Paul & Justine Bushell			
IDEAL LAP TIME : 50.755		BEST LAP TIME : 50.927		DIFFERENCE : 0.172			
LAP	SECTOR 1	SECTOR 2	LAP TIME	MPH	DIFF	TIME OF DAY	
1 -		21.472	1:00.694	71.64	9.767	11:11:28.535	
2 -	32.984	21.244	54.228	80.19	3.301	11:12:22.763	
3 -	32.324	20.921	53.245	81.67	2.318	11:13:16.008	
4 -	31.430	20.776	52.206	83.29	1.279	11:14:08.214	
5 -	31.635	20.475	52.110	83.45	1.183	11:15:00.324	
6 -	31.152	20.473	51.625	84.23	0.698	11:15:51.949	
7 -	30.700	20.396	51.096	85.10	0.169	11:16:43.045	
8 -	30.967	20.364	51.331	84.71	0.404	11:17:34.376	
9 -	30.691	20.238	50.929 (2)	85.38	0.002	11:18:25.305	
10 -	30.863	20.064	50.927 (1)	85.38		11:19:16.232	
11 -	30.925	20.102	51.027 (3)	85.22	0.100	11:20:07.259	

P11 37 C		Alexander LATHAM		Triumph DAYTONA - BR-8 / McCrash Racing			
IDEAL LAP TIME : 51.865		BEST LAP TIME : 51.865		DIFFERENCE : 0.000			
LAP	SECTOR 1	SECTOR 2	LAP TIME	MPH	DIFF	TIME OF DAY	
1 -		21.443	1:00.122	72.32	8.257	11:11:27.963	
2 -	32.732	21.306	54.038	80.47	2.173	11:12:22.001	
3 -	32.169	21.099	53.268	81.63	1.403	11:13:15.269	
4 -	31.945	20.897	52.842	82.29	0.977	11:14:08.111	
5 -	32.102	20.810	52.912	82.18	1.047	11:15:01.023	
6 -	32.146	20.873	53.019	82.01	1.154	11:15:54.042	
7 -	31.915	20.939	52.854	82.27	0.989	11:16:46.896	
8 -	31.914	20.707	52.621	82.64	0.756	11:17:39.517	
9 -	31.201	20.664	51.865 (1)	83.84		11:18:31.382	
10 -	31.647	20.910	52.557 (3)	82.74	0.692	11:19:23.939	
11 -	31.589	20.928	52.517 (2)	82.80	0.652	11:20:16.456	

P12 13		Doug EDMONDSON		Triumph DAYTONA - Stan Stephens Tuning			
IDEAL LAP TIME : 52.267		BEST LAP TIME : 52.522		DIFFERENCE : 0.255			
LAP	SECTOR 1	SECTOR 2	LAP TIME	MPH	DIFF	TIME OF DAY	
1 -		21.008	58.168	74.75	5.646	11:11:26.009	
2 -	32.069	22.505	54.574	79.68	2.052	11:12:20.583	
3 -	32.402	21.151	53.553	81.20	1.031	11:13:14.136	
4 -	32.266	21.353	53.619	81.10	1.097	11:14:07.755	
5 -	32.109	21.096	53.205	81.73	0.683	11:15:00.960	
6 -	31.902	21.123	53.025	82.01	0.503	11:15:53.985	
7 -	31.823	20.980	52.803	82.35	0.281	11:16:46.788	
8 -	32.276	20.977	53.253	81.65	0.731	11:17:40.041	
9 -	31.687	20.859	52.546 (2)	82.75	0.024	11:18:32.587	
10 -	31.558	20.990	52.548 (3)	82.75	0.026	11:19:25.135	
11 -	31.813	20.709	52.522 (1)	82.79		11:20:17.657	

Weather / Track : Cloudy / Dry

Brands Hatch Indy
Circuit Length = 1.2079 miles
Start: 11:10 Flag 11:19 End: 11:20

BMCRC - MRO Championships 2021 - Rnd 6 @ Brands Hatch Indy

Team Respro MRO 600 & DART Motorsport Clubman 600

RACE 3 - SECTOR ANALYSIS



SECTOR 1 = FL to I1, SECTOR 2 = I1 to FL, DIFF = Difference To Personal Best Lap, P = Crossed Finish Line in Pit Lane, D = Time Disallowed

P13 60		Jack YOUNGE		Yamaha R6 - Chase Timber / iceni motorcycles		
IDEAL LAP TIME : 52.754		BEST LAP TIME : 52.754		DIFFERENCE : 0.000		
LAP	SECTOR 1	SECTOR 2	LAP TIME	MPH	DIFF	TIME OF DAY
1 -		21.426	1:00.497	71.88	7.743	11:11:28.338
2 -	32.996	21.259	54.255	80.15	1.501	11:12:22.593
3 -	32.235	21.133	53.368	81.48	0.614	11:13:15.961
4 -	32.274	21.040	53.314	81.56	0.560	11:14:09.275
5 -	32.660	21.175	53.835	80.77	1.081	11:15:03.110
6 -	32.056	21.052	53.108	81.88	0.354	11:15:56.218
7 -	32.148	20.957	53.105 (3)	81.88	0.351	11:16:49.323
8 -	32.056	20.946	53.002 (2)	82.04	0.248	11:17:42.325
9 -	32.250	20.964	53.214	81.71	0.460	11:18:35.539
10 -	32.238	20.937	53.175	81.77	0.421	11:19:28.714
11 -	31.934	20.820	52.754 (1)	82.43		11:20:21.468

P14 100 C		Craig HOWTON		Kawasaki ZX6R - ME		
IDEAL LAP TIME : 53.413		BEST LAP TIME : 53.420		DIFFERENCE : 0.007		
LAP	SECTOR 1	SECTOR 2	LAP TIME	MPH	DIFF	TIME OF DAY
1 -		21.538	59.736	72.79	6.316	11:11:27.577
2 -	33.461	21.456	54.917	79.18	1.497	11:12:22.494
3 -	33.220	21.350	54.570	79.68	1.150	11:13:17.064
4 -	32.706	21.553	54.259	80.14	0.839	11:14:11.323
5 -	33.251	21.437	54.688	79.51	1.268	11:15:06.011
6 -	32.675	21.297	53.972	80.57	0.552	11:15:59.983
7 -	32.993	21.286	54.279	80.11	0.859	11:16:54.262
8 -	32.674	21.271	53.945 (3)	80.61	0.525	11:17:48.207
9 -	32.868	21.258	54.126	80.34	0.706	11:18:42.333
10 -	32.220	21.200	53.420 (1)	81.40		11:19:35.753
11 -	32.604	21.193	53.797 (2)	80.83	0.377	11:20:29.550

P15 228		Paul McFADDEN		Kawasaki ZX636 - T.McFadden Plant Ltd		
IDEAL LAP TIME : 53.557		BEST LAP TIME : 53.557		DIFFERENCE : 0.000		
LAP	SECTOR 1	SECTOR 2	LAP TIME	MPH	DIFF	TIME OF DAY
1 -		22.251	1:02.899	69.13	9.342	11:11:30.740
2 -	34.171	21.975	56.146	77.45	2.589	11:12:26.886
3 -	33.764	21.707	55.471	78.39	1.914	11:13:22.357
4 -	33.273	21.837	55.110	78.90	1.553	11:14:17.467
5 -	33.021	21.533	54.554	79.71	0.997	11:15:12.021
6 -	32.645	21.436	54.081	80.40	0.524	11:16:06.102
7 -	32.413	21.337	53.750 (3)	80.90	0.193	11:16:59.852
8 -	32.364	21.301	53.665 (2)	81.03	0.108	11:17:53.517
9 -	32.709	21.353	54.062	80.43	0.505	11:18:47.579
10 -	32.350	21.207	53.557 (1)	81.19		11:19:41.136

P16 43 C		Daniel SALES		Yamaha R6 - Team Freddie, Ron & Frankie		
IDEAL LAP TIME : 53.587		BEST LAP TIME : 53.612		DIFFERENCE : 0.025		
LAP	SECTOR 1	SECTOR 2	LAP TIME	MPH	DIFF	TIME OF DAY
1 -		22.358	1:03.262	68.73	9.650	11:11:31.103
2 -	34.246	22.268	56.514	76.94	2.902	11:12:27.617
3 -	33.854	21.489	55.343	78.57	1.731	11:13:22.960
4 -	32.922	21.760	54.682	79.52	1.070	11:14:17.642
5 -	33.141	21.379	54.520	79.76	0.908	11:15:12.162
6 -	32.839	21.455	54.294	80.09	0.682	11:16:06.456
7 -	32.453	21.159	53.612 (1)	81.11		11:17:00.068
8 -	32.673	21.169	53.842 (3)	80.76	0.230	11:17:53.910
9 -	32.486	21.425	53.911	80.66	0.299	11:18:47.821
10 -	32.428	21.270	53.698 (2)	80.98	0.086	11:19:41.519

Weather / Track : Cloudy / Dry

Brands Hatch Indy
Circuit Length = 1.2079 miles
Start: 11:10 Flag 11:19 End: 11:20

BMCRC - MRO Championships 2021 - Rnd 6 @ Brands Hatch Indy

Team Respro MRO 600 & DART Motorsport Clubman 600

RACE 3 - SECTOR ANALYSIS



SECTOR 1 = FL to I1, SECTOR 2 = I1 to FL, DIFF = Difference To Personal Best Lap, P = Crossed Finish Line in Pit Lane, D = Time Disallowed

P17 192 C		Daniel MOFFA		Kawasaki ZX6R - DM Racing			
IDEAL LAP TIME : 53.342		BEST LAP TIME : 53.342		DIFFERENCE : 0.000			
LAP	SECTOR 1	SECTOR 2	LAP TIME	MPH	DIFF	TIME OF DAY	
1 -		22.974	1:05.690	66.19	12.348	11:11:33.531	
2 -	33.899	21.896	55.795	77.93	2.453	11:12:29.326	
3 -	32.951	21.452	54.403	79.93	1.061	11:13:23.729	
4 -	33.923	21.657	55.580	78.24	2.238	11:14:19.309	
5 -	33.384	21.406	54.790	79.36	1.448	11:15:14.099	
6 -	33.145	21.744	54.889	79.22	1.547	11:16:08.988	
7 -	33.344	21.348	54.692	79.51	1.350	11:17:03.680	
8 -	32.499	21.213	53.712 (2)	80.96	0.370	11:17:57.392	
9 -	32.139	21.203	53.342 (1)	81.52		11:18:50.734	
10 -	32.593	21.348	53.941 (3)	80.61	0.599	11:19:44.675	

P18 83		Talan SKEELS-PIGGINS		Yamaha R6 - Talan Racing			
IDEAL LAP TIME : 54.131		BEST LAP TIME : 54.143		DIFFERENCE : 0.012			
LAP	SECTOR 1	SECTOR 2	LAP TIME	MPH	DIFF	TIME OF DAY	
1 -		23.019	1:06.100	65.78	11.957	11:11:33.941	
2 -	34.328	21.946	56.274	77.27	2.131	11:12:30.215	
3 -	33.272	21.405	54.677	79.53	0.534	11:13:24.892	
4 -	33.381	21.590	54.971	79.10	0.828	11:14:19.863	
5 -	33.102	21.812	54.914	79.18	0.771	11:15:14.777	
6 -	33.017	21.553	54.570 (3)	79.68	0.427	11:16:09.347	
7 -	33.503	21.728	55.231	78.73	1.088	11:17:04.578	
8 -	32.950	21.749	54.699	79.50	0.556	11:17:59.277	
9 -	32.743	21.400	54.143 (1)	80.31		11:18:53.420	
10 -	32.731	21.425	54.156 (2)	80.29	0.013	11:19:47.576	

P19 50		Aditya Singh BEHAL		Yamaha YZF-R6 - Urban Nomads Racing			
IDEAL LAP TIME : 54.595		BEST LAP TIME : 54.669		DIFFERENCE : 0.074			
LAP	SECTOR 1	SECTOR 2	LAP TIME	MPH	DIFF	TIME OF DAY	
1 -		22.502	1:02.578	69.49	7.909	11:11:30.419	
2 -	34.567	22.500	57.067	76.20	2.398	11:12:27.486	
3 -	34.189	21.958	56.147	77.45	1.478	11:13:23.633	
4 -	33.695	21.778	55.473	78.39	0.804	11:14:19.106	
5 -	33.359	21.671	55.030	79.02	0.361	11:15:14.136	
6 -	33.090	21.674	54.764 (3)	79.40	0.095	11:16:08.900	
7 -	33.585	21.805	55.390	78.50	0.721	11:17:04.290	
8 -	33.178	21.505	54.683 (2)	79.52	0.014	11:17:58.973	
9 -	33.104	21.565	54.669 (1)	79.54		11:18:53.642	
10 -	33.706	21.986	55.692	78.08	1.023	11:19:49.334	

P20 117 C		Benjamin STONARD		Yamaha R6 - BJ Signs & Decals LTD			
IDEAL LAP TIME : 56.227		BEST LAP TIME : 56.227		DIFFERENCE : 0.000			
LAP	SECTOR 1	SECTOR 2	LAP TIME	MPH	DIFF	TIME OF DAY	
1 -		23.390	1:05.793	66.09	9.566	11:11:33.634	
2 -	35.358	22.468	57.826	75.20	1.599	11:12:31.460	
3 -	35.161	22.752	57.913	75.08	1.686	11:13:29.373	
4 -	35.352	22.660	58.012	74.96	1.785	11:14:27.385	
5 -	34.938	22.236	57.174	76.05	0.947	11:15:24.559	
6 -	34.814	22.252	57.066	76.20	0.839	11:16:21.625	
7 -	34.913	22.177	57.090	76.17	0.863	11:17:18.715	
8 -	34.348	21.879	56.227 (1)	77.34		11:18:14.942	
9 -	34.419	22.199	56.618 (3)	76.80	0.391	11:19:11.560	
10 -	34.526	22.014	56.540 (2)	76.91	0.313	11:20:08.100	

Weather / Track : Cloudy / Dry

Brands Hatch Indy
Circuit Length = 1.2079 miles
Start: 11:10 Flag 11:19 End: 11:20

BMCRC - MRO Championships 2021 - Rnd 6 @ Brands Hatch Indy

Team Respro MRO 600 & DART Motorsport Clubman 600

RACE 3 - BEST SECTORS

SECTOR 1			SECTOR 2			IDEAL / BEST COMPARISON						
POS	NO	NAME	TIME	NO	NAME	TIME	POS	NO	NAME	IDEAL	BEST	DIFF
									PERFECT LAP	49.133		
1	56	MILLS	29.505	188	KRAWIECKI	19.628	1	188	KRAWIECKI	49.231	49.358	0.127
2	188	KRAWIECKI	29.603	56	MILLS	19.744	2	56	MILLS	49.249	49.295	0.046
3	81	HELYER	30.132	81	HELYER	19.903	3	81	HELYER	50.035	50.152	0.117
4	2	GILL	30.167	2	GILL	19.957	4	2	GILL	50.124	50.124	0.000
5	111	FOLKES	30.597	17	BAKER	20.064	5	17	BAKER	50.755	50.927	0.172
6	961	SIM	30.626	134	GILBERT	20.068	6	961	SIM	50.789	50.918	0.129
7	17	BAKER	30.691	961	SIM	20.163	7	134	GILBERT	50.926	51.008	0.082
8	134	GILBERT	30.858	95	ROBERTSON	20.237	8	111	FOLKES	50.970	51.086	0.116
9	818	BARKER	31.051	111	FOLKES	20.373	9	95	ROBERTSON	51.349	51.349	0.000
10	95	ROBERTSON	31.112	818	BARKER	20.443	10	818	BARKER	51.494	51.544	0.050
11	37	LATHAM	31.201	37	LATHAM	20.664	11	37	LATHAM	51.865	51.865	0.000
12	13	EDMONDSON	31.558	13	EDMONDSON	20.709	12	13	EDMONDSON	52.267	52.522	0.255
13	60	YOUNGE	31.934	60	YOUNGE	20.820	13	60	YOUNGE	52.754	52.754	0.000
14	192	MOFFA	32.139	43	SALES	21.159	14	192	MOFFA	53.342	53.342	0.000
15	100	HOWTON	32.220	100	HOWTON	21.193	15	100	HOWTON	53.413	53.420	0.007
16	228	McFADDEN	32.350	192	MOFFA	21.203	16	228	McFADDEN	53.557	53.557	0.000
17	43	SALES	32.428	228	McFADDEN	21.207	17	43	SALES	53.587	53.612	0.025
18	83	SKEELS-PIGGINS	32.731	83	SKEELS-PIGGINS	21.400	18	83	SKEELS-PIGGINS	54.131	54.143	0.012
19	50	BEHAL	33.090	50	BEHAL	21.505	19	50	BEHAL	54.595	54.669	0.074
20	117	STONARD	34.348	117	STONARD	21.879	20	117	STONARD	56.227	56.227	0.000
21												
22												

Weather / Track : Cloudy / Dry

Results can be found at www.tsl-timing.com

Brands Hatch Indy
Circuit Length = 1.2079 miles
Start: 11:10 Flag 11:19 End: 11:20

Printed - 11:21 Sunday, 03 October 2021

BMCRC - MRO Championships 2021 - Rnd 6 @ Brands Hatch Indy

Team Respro MRO 600 & DART Motorsport Clubman 600

RACE 3 - STATISTICS

Competitors Started	20
Planned Start	2021-10-03 @ 11:00:00.000
Actual Start	2021-10-03 @ 11:10:27.840
Finish Time	2021-10-03 @ 11:19:40.401
Track Length	1.2079mi.
Total Laps	214
Total Distance Covered	258.5003mi.

Session Fastest Lap History

NO	CL	NAME	LAP TIME	TIME OF DAY	LAP	VEHICLE
56		Michael MILLS	50.218	11:12:13.910	2	Yamaha R6
56		Michael MILLS	49.931	11:13:03.841	3	Yamaha R6
188		Dawid KRAWIECKI	49.872	11:13:04.409	3	Yamaha R6
56		Michael MILLS	49.624	11:13:53.466	4	Yamaha R6
188		Dawid KRAWIECKI	49.496	11:14:43.763	5	Yamaha R6
188		Dawid KRAWIECKI	49.358	11:15:33.098	6	Yamaha R6
56		Michael MILLS	49.295	11:18:01.413	9	Yamaha R6

Session Leader History

NO	CL	NAME	FROM LAP	LAPS LED	DISTANCE	VEHICLE
188		Dawid KRAWIECKI	1	1	1.20 miles	Yamaha R6
56		Michael MILLS	2	10	12.07 miles	Yamaha R6

Flag History

TYPE	TIME OF DAY
GREEN	11:10:27.840
FINISH	11:19:40.401

Flag Statistics

TYPE	COUNT	TOTAL LAPS	TOTAL TIME
Green	1	11	10:06.280
Red	0	0	0.000
Safety Car	0	0	0.000
FCY	0	0	0.000

BMCRC - MRO Championships 2021 - Rnd 6 @ Brands Hatch Indy

Team Respro MRO 600 & DART Motorsport Clubman 600

RACE 3 - STATISTICS

CLASS :

14 Starters

Fastest Lap History

NO	NAME	LAP TIME	TIME OF DAY	LAP	VEHICLE
56	Michael MILLS	50.218	11:12:13.910	2	Yamaha R6
56	Michael MILLS	49.931	11:13:03.841	3	Yamaha R6
188	Dawid KRAWIECKI	49.872	11:13:04.409	3	Yamaha R6
56	Michael MILLS	49.624	11:13:53.466	4	Yamaha R6
188	Dawid KRAWIECKI	49.496	11:14:43.763	5	Yamaha R6
188	Dawid KRAWIECKI	49.358	11:15:33.098	6	Yamaha R6
56	Michael MILLS	49.295	11:18:01.413	9	Yamaha R6

Leader History

NO	NAME	FROM LAP	LAPS LED	DISTANCE	VEHICLE
188	Dawid KRAWIECKI	1	1	1.20 miles	Yamaha R6
56	Michael MILLS	2	10	12.07 miles	Yamaha R6

BMCRC - MRO Championships 2021 - Rnd 6 @ Brands Hatch Indy

Team Respro MRO 600 & DART Motorsport Clubman 600

RACE 3 - STATISTICS

CLASS : C

6 Starters

Fastest Lap History

NO	NAME	LAP TIME	TIME OF DAY	LAP	VEHICLE
818	Alex BARKER	52.823	11:12:19.515	2	Yamaha R6
818	Alex BARKER	52.346	11:13:11.883	3	Yamaha R6
818	Alex BARKER	52.100	11:14:03.983	4	Yamaha R6
818	Alex BARKER	51.883	11:15:48.120	6	Yamaha R6
818	Alex BARKER	51.805	11:17:31.838	8	Yamaha R6
818	Alex BARKER	51.544	11:18:23.382	9	Yamaha R6

Leader History

NO	NAME	FROM LAP	LAPS LED	DISTANCE	VEHICLE
818	Alex BARKER	1	11	13.28 miles	Yamaha R6

BMCRC - MRO Championships 2021 - Rnd 6 @ Brands Hatch Indy

Team Respro MRO 600 & DART Motorsport Clubman 600

RACE 14 - GRID (12 Laps)

ROW 9	27	200	Dan BURNHAM	26	132	Mitchell GILBERT	25	118	Jim COYLE
ROW 8	24	70	Sean HALL	23	44	Emmett BURKE	22	8	Dave SAUNDERS
ROW 7	21	7	Thomas BENSTED	20	117	Benjamin STONARD	19	50	Aditya Singh BEHAL
ROW 6	18	83	Talan SKEELS-PIGGINS	17	43	Daniel SALES	16	228	Paul McFADDEN
ROW 5	15	100	Craig HOWTON	14	192	Daniel MOFFA	13	60	Jack YOUNGE
ROW 4	12	13	Doug EDMONDSON	11	37	Alexander LATHAM	10	818	Alex BARKER
ROW 3	9	95	Grant ROBERTSON	8	111	Ryan FOLKES	7	134	Donald GILBERT
ROW 2	6	17	Philip BAKER	5	961	Jack SIM	4	81	Dan HELYER
ROW 1	3	2	Andrew GILL	2	188	Dawid KRAWIECKI	1	56	Michael MILLS
									Pole

Brands Hatch Indy

Circuit Length = 1.2079 miles

These results are provisional until the conclusion of any judicial and technical matters.

Clerk Of Course :	Stewards :	Timekeeper : Alan Povey
-------------------	------------	-------------------------

Results can be found at www.tsl-timing.com

Printed - 11:22 Sunday, 03 October 2021



BMCRC - MRO Championships 2021 - Rnd 6 @ Brands Hatch Indy

Team Respro MRO 600 & DART Motorsport Clubman 600

RACE 14 - CLASSIFICATION

POS	NO	CL	PIC NAME	ENTRY	LAPS	TIME	GAP	DIFF	MPH	BEST	ON
1	188		1 Dawid KRAWIECKI	Yamaha R6 - Code Blue LTD & D A East Electrical	7	5:56.306			85.43	49.205	7
2	56		2 Michael MILLS	Yamaha R6 - A51 Racing, The Wokingham Bar Con	7	5:56.882	0.576	0.576	85.29	49.571	6
3	81		3 Dan HELYER	Triumph 675 -	7	6:01.040	4.734	4.158	84.31	49.941	7
4	961		4 Jack SIM	Kawasaki ZX6 R - Platform Lift Engineers Ltd	7	6:01.266	4.960	0.226	84.25	49.875	7
5	134		5 Donald GILBERT	Kawasaki ZX6R - S and N tyres	7	6:07.382	11.076	6.116	82.85	51.361	6
6	13		6 Doug EDMONDSON	Triumph DAYTONA - Stan Stephens Tuning	7	6:07.664	11.358	0.282	82.79	51.090	5
7	111		7 Ryan FOLKES	Triumph DAYTONA 675 - Carl Harrison Motorcycle S	7	6:07.934	11.628	0.270	82.73	50.842	5
8	95		8 Grant ROBERTSON	Kawasaki ZX6R -	7	6:09.852	13.546	1.918	82.30	51.641	7
9	37	C	1 Alexander LATHAM	Triumph DAYTONA - BR-8 / McCrash Racing	7	6:22.755	26.449	12.903	79.52	52.849	7
10	7	C	2 Thomas BENSTED	Triumph DAYTONA 675R - Significant Debt Racing	7	6:23.351	27.045	0.596	79.40	53.389	7
11	100	C	3 Craig HOWTON	Kawasaki ZX6R - ME	7	6:23.672	27.366	0.321	79.33	53.614	6
12	43	C	4 Daniel SALES	Yamaha R6 - Team Freddie, Ron & Frankie	7	6:23.899	27.593	0.227	79.29	52.868	4
13	83		9 Talan SKEELS-PIGGINS	Yamaha R6 - Talan Racing	7	6:37.072	40.766	13.173	76.66	55.140	2
14	117	C	5 Benjamin STONARD	Yamaha R6 - BJ Signs & Decals LTD	6	5:56.183	1 Lap	1 Lap	73.25	57.669	6

NOT CLASSIFIED

DNF	2		Andrew GILL	Kawasaki ZX6R -	2	1:48.368	5 Laps	4 Laps	80.25	51.510	2
-----	---	--	-------------	-----------------	---	----------	--------	--------	-------	--------	---

FASTEST LAP

188			Dawid KRAWIECKI	Yamaha R6 - Code Blue LTD & D A East Electrical	7	49.205			88.37 mph	142.22 kph	
37	C		Alexander LATHAM	Triumph DAYTONA - BR-8 / McCrash Racing	7	52.849			82.28 mph	132.42 kph	

Class - 92.5% of Race Speed = 79.02 mph
 Class C - 92.5% of Race Speed = 73.55 mph

Brands Hatch Indy: 1.2079 miles
 Race Distance: 7 Laps / 8.45 miles
 Start: 16:30 Flag 16:36 End: 16:37

Weather / Track : Showers / Wet

These results are provisional until the conclusion of any judicial and technical matters.

Clerk Of Course :	Stewards :	Timekeeper : Alan Povey
-------------------	------------	-------------------------

Results can be found at www.tsl-timing.com

Printed - 16:37 Sunday, 03 October 2021



BMCRC - MRO Championships 2021 - Rnd 6 @ Brands Hatch Indy

Team Respro MRO 600 & DART Motorsport Clubman 600

RACE 14 - LAP CHART

LAP 1 @ 16:31:25.232			LAP 2 @ 16:32:16.028			LAP 3 @ 16:33:06.100			LAP 4 @ 16:33:56.532			LAP 5 @ 16:34:46.904		
NO	BEHIND	LAP TIME	NO	BEHIND	LAP TIME	NO	BEHIND	LAP TIME	NO	BEHIND	LAP TIME	NO	BEHIND	LAP TIME
56		55.832	56		50.796	56		50.072	56		50.432	56		50.372
188	0.238	56.070	188	0.080	50.638	188	0.110	50.102	188	0.105	50.427	188	0.083	50.350
2	1.026	56.858	2	1.740	51.510	961	2.908	51.004	961	3.339	50.863	81	3.625	50.512
961	1.631	57.463	961	1.976	51.141	81	2.998	50.793	81	3.485	50.919	961	3.941	50.974
134	1.736	57.568	81	2.277	51.197	134	4.568	51.711	134	5.882	51.746	134	7.115	51.605
81	1.876	57.708	134	2.929	51.989	95	5.636	51.856	13	6.699	51.418	13	7.417	51.090
95	2.163	57.995	95	3.852	52.485	13	5.713	51.508	111	7.254	51.552	111	7.724	50.842
111	2.327	58.159	111	3.969	52.438	111	6.134	52.237	95	7.573	52.369	95	8.874	51.673
13	2.545	58.377	13	4.277	52.528	37	11.150	53.900	7	15.131	54.225	37	18.772	53.983
7	4.340	1:00.172	37	7.322	53.727	7	11.338	53.977	37	15.161	54.443	7	18.809	54.050
37	4.391	1:00.223	7	7.433	53.889	100	11.682	53.962	100	15.419	54.169	100	18.895	53.848
100	4.576	1:00.408	100	7.792	54.012	43	13.121	53.924	43	15.557	52.868	43	19.157	53.972
43	6.323	1:02.155	43	9.269	53.742	83	16.963	55.513	83	22.114	55.583	83	27.465	55.723
83	7.178	1:03.010	83	11.522	55.140	117	25.542	59.271	117	33.534	58.424	117	41.010	57.848
117	9.162	1:04.994	117	16.343	57.977									

Weather / Track : Showers / Wet

Results can be found at www.tsl-timing.com

Page 1 of 2

Brands Hatch Indy
Circuit Length = 1.2079 miles
Start: 16:30 Flag 16:36 End: 16:37

Printed - 16:38 Sunday, 03 October 2021

BMCRC - MRO Championships 2021 - Rnd 6 @ Brands Hatch Indy

Team Respro MRO 600 & DART Motorsport Clubman 600

RACE 14 - LAP CHART

LAP 6 @ 16:35:36.475			LAP 7 @ 16:36:25.706		
NO	BEHIND	LAP TIME	NO	BEHIND	LAP TIME
56		49.571	188		49.205
188	0.026	49.514	56	0.576	49.807
81	4.024	49.970	81	4.734	49.941
961	4.316	49.946	961	4.960	49.875
134	8.905	51.361	134	11.076	51.402
13	9.316	51.470	13	11.358	51.273
111	9.710	51.557	111	11.628	51.149
95	11.136	51.833	95	13.546	51.641
37	22.831	53.630	37	26.449	52.849
7	22.887	53.649	7	27.045	53.389
100	22.938	53.614	100	27.366	53.659
43	23.289	53.703	43	27.593	53.535
83	33.398	55.504	83	40.766	56.599
117	49.108	57.669			

Weather / Track : Showers / Wet

Results can be found at www.tsl-timing.com

Page 2 of 2

Brands Hatch Indy
Circuit Length = 1.2079 miles
Start: 16:30 Flag 16:36 End: 16:37

Printed - 16:38 Sunday, 03 October 2021

BMCRC - MRO Championships 2021 - Rnd 6 @ Brands Hatch Indy

Team Respro MRO 600 & DART Motorsport Clubman 600

RACE 14 - SECTOR ANALYSIS



SECTOR 1 = FL to I1, SECTOR 2 = I1 to FL, DIFF = Difference To Personal Best Lap, P = Crossed Finish Line in Pit Lane, D = Time Disallowed

P1 188		Dawid KRAWIECKI		Yamaha R6 - Code Blue LTD & D A East Electrical			
IDEAL LAP TIME : 49.205		BEST LAP TIME : 49.205		DIFFERENCE : 0.000			
LAP	SECTOR 1	SECTOR 2	LAP TIME	MPH	DIFF	TIME OF DAY	
1 -		19.944	56.070	77.55	6.865	16:31:25.470	
2 -	30.301	20.337	50.638	85.87	1.433	16:32:16.108	
3 -	30.137	19.965	50.102 (3)	86.79	0.897	16:33:06.210	
4 -	30.387	20.040	50.427	86.23	1.222	16:33:56.637	
5 -	30.294	20.056	50.350	86.36	1.145	16:34:46.987	
6 -	29.922	19.592	49.514 (2)	87.82	0.309	16:35:36.501	
7 -	29.663	19.542	49.205 (1)	88.37		16:36:25.706	

P2 56		Michael MILLS		Yamaha R6 - A51 Racing, The Wokingham Bar Company			
IDEAL LAP TIME : 49.473		BEST LAP TIME : 49.571		DIFFERENCE : 0.098			
LAP	SECTOR 1	SECTOR 2	LAP TIME	MPH	DIFF	TIME OF DAY	
1 -		20.420	55.832	77.88	6.261	16:31:25.232	
2 -	30.413	20.383	50.796	85.60	1.225	16:32:16.028	
3 -	29.987	20.085	50.072 (3)	86.84	0.501	16:33:06.100	
4 -	30.360	20.072	50.432	86.22	0.861	16:33:56.532	
5 -	30.232	20.140	50.372	86.32	0.801	16:34:46.904	
6 -	29.690	19.881	49.571 (1)	87.72		16:35:36.475	
7 -	30.024	19.783	49.807 (2)	87.30	0.236	16:36:26.282	

P3 81		Dan HELYER		Triumph 675 -			
IDEAL LAP TIME : 49.941		BEST LAP TIME : 49.941		DIFFERENCE : 0.000			
LAP	SECTOR 1	SECTOR 2	LAP TIME	MPH	DIFF	TIME OF DAY	
1 -		20.764	57.708	75.35	7.767	16:31:27.108	
2 -	30.761	20.436	51.197	84.93	1.256	16:32:18.305	
3 -	30.510	20.283	50.793	85.61	0.852	16:33:09.098	
4 -	30.707	20.212	50.919	85.40	0.978	16:34:00.017	
5 -	30.376	20.136	50.512 (3)	86.09	0.571	16:34:50.529	
6 -	30.071	19.899	49.970 (2)	87.02	0.029	16:35:40.499	
7 -	30.059	19.882	49.941 (1)	87.07		16:36:30.440	

P4 961		Jack SIM		Kawasaki ZX6 R - Platform Lift Engineers Ltd			
IDEAL LAP TIME : 49.756		BEST LAP TIME : 49.875		DIFFERENCE : 0.119			
LAP	SECTOR 1	SECTOR 2	LAP TIME	MPH	DIFF	TIME OF DAY	
1 -		20.983	57.463	75.67	7.588	16:31:26.863	
2 -	30.829	20.312	51.141	85.03	1.266	16:32:18.004	
3 -	30.690	20.314	51.004	85.26	1.129	16:33:09.008	
4 -	30.557	20.306	50.863 (3)	85.49	0.988	16:33:59.871	
5 -	30.829	20.145	50.974	85.31	1.099	16:34:50.845	
6 -	29.966	19.980	49.946 (2)	87.06	0.071	16:35:40.791	
7 -	30.085	19.790	49.875 (1)	87.19		16:36:30.666	

P5 134		Donald GILBERT		Kawasaki ZX6R - S and N tyres			
IDEAL LAP TIME : 51.301		BEST LAP TIME : 51.361		DIFFERENCE : 0.060			
LAP	SECTOR 1	SECTOR 2	LAP TIME	MPH	DIFF	TIME OF DAY	
1 -		20.763	57.568	75.53	6.207	16:31:26.968	
2 -	31.486	20.503	51.989	83.64	0.628	16:32:18.957	
3 -	31.416	20.295	51.711	84.09	0.350	16:33:10.668	
4 -	31.407	20.339	51.746	84.03	0.385	16:34:02.414	
5 -	31.176	20.429	51.605 (3)	84.26	0.244	16:34:54.019	
6 -	31.010	20.351	51.361 (1)	84.66		16:35:45.380	
7 -	31.111	20.291	51.402 (2)	84.59	0.041	16:36:36.782	

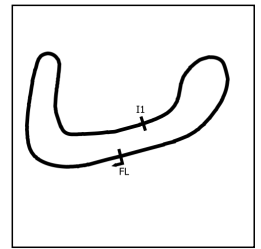
Weather / Track : Showers / Wet

Brands Hatch Indy
Circuit Length = 1.2079 miles
Start: 16:30 Flag 16:36 End: 16:37

BMCRC - MRO Championships 2021 - Rnd 6 @ Brands Hatch Indy

Team Respro MRO 600 & DART Motorsport Clubman 600

RACE 14 - SECTOR ANALYSIS



SECTOR 1 = FL to I1, SECTOR 2 = I1 to FL, DIFF = Difference To Personal Best Lap, P = Crossed Finish Line in Pit Lane, D = Time Disallowed

P6 13		Doug EDMONDSON		Triumph DAYTONA - Stan Stephens Tuning			
IDEAL LAP TIME : 50.976		BEST LAP TIME : 51.090		DIFFERENCE : 0.114			
LAP	SECTOR 1	SECTOR 2	LAP TIME	MPH	DIFF	TIME OF DAY	
1 -		20.871	58.377	74.49	7.287	16:31:27.777	
2 -	31.780	20.748	52.528	82.78	1.438	16:32:20.305	
3 -	31.088	20.420	51.508	84.42	0.418	16:33:11.813	
4 -	31.233	20.185	51.418 (3)	84.57	0.328	16:34:03.231	
5 -	30.791	20.299	51.090 (1)	85.11		16:34:54.321	
6 -	30.928	20.542	51.470	84.48	0.380	16:35:45.791	
7 -	30.811	20.462	51.273 (2)	84.81	0.183	16:36:37.064	

P7 111		Ryan FOLKES		Triumph DAYTONA 675 - Carl Harrison Motorcycle Services			
IDEAL LAP TIME : 50.842		BEST LAP TIME : 50.842		DIFFERENCE : 0.000			
LAP	SECTOR 1	SECTOR 2	LAP TIME	MPH	DIFF	TIME OF DAY	
1 -		20.901	58.159	74.77	7.317	16:31:27.559	
2 -	31.538	20.900	52.438	82.92	1.596	16:32:19.997	
3 -	31.755	20.482	52.237	83.24	1.395	16:33:12.234	
4 -	31.170	20.382	51.552 (3)	84.35	0.710	16:34:03.786	
5 -	30.682	20.160	50.842 (1)	85.53		16:34:54.628	
6 -	30.800	20.757	51.557	84.34	0.715	16:35:46.185	
7 -	30.685	20.464	51.149 (2)	85.01	0.307	16:36:37.334	

P8 95		Grant ROBERTSON		Kawasaki ZX6R -			
IDEAL LAP TIME : 51.426		BEST LAP TIME : 51.641		DIFFERENCE : 0.215			
LAP	SECTOR 1	SECTOR 2	LAP TIME	MPH	DIFF	TIME OF DAY	
1 -		20.816	57.995	74.98	6.354	16:31:27.395	
2 -	31.688	20.797	52.485	82.85	0.844	16:32:19.880	
3 -	31.430	20.426	51.856	83.85	0.215	16:33:11.736	
4 -	31.717	20.652	52.369	83.03	0.728	16:34:04.105	
5 -	31.275	20.398	51.673 (2)	84.15	0.032	16:34:55.778	
6 -	31.393	20.440	51.833 (3)	83.89	0.192	16:35:47.611	
7 -	31.028	20.613	51.641 (1)	84.20		16:36:39.252	

P9 37 C		Alexander LATHAM		Triumph DAYTONA - BR-8 / McCrash Racing			
IDEAL LAP TIME : 52.849		BEST LAP TIME : 52.849		DIFFERENCE : 0.000			
LAP	SECTOR 1	SECTOR 2	LAP TIME	MPH	DIFF	TIME OF DAY	
1 -		21.786	1:00.223	72.20	7.374	16:31:29.623	
2 -	32.248	21.479	53.727 (3)	80.93	0.878	16:32:23.350	
3 -	32.254	21.646	53.900	80.67	1.051	16:33:17.250	
4 -	32.594	21.849	54.443	79.87	1.594	16:34:11.693	
5 -	32.338	21.645	53.983	80.55	1.134	16:35:05.676	
6 -	32.204	21.426	53.630 (2)	81.08	0.781	16:35:59.306	
7 -	31.697	21.152	52.849 (1)	82.28		16:36:52.155	

P10 7 C		Thomas BENSTED		Triumph DAYTONA 675R - Significant Debt Racing			
IDEAL LAP TIME : 53.326		BEST LAP TIME : 53.389		DIFFERENCE : 0.063			
LAP	SECTOR 1	SECTOR 2	LAP TIME	MPH	DIFF	TIME OF DAY	
1 -		21.825	1:00.172	72.26	6.783	16:31:29.572	
2 -	32.694	21.195	53.889 (3)	80.69	0.500	16:32:23.461	
3 -	32.910	21.067	53.977	80.56	0.588	16:33:17.438	
4 -	32.750	21.475	54.225	80.19	0.836	16:34:11.663	
5 -	32.530	21.520	54.050	80.45	0.661	16:35:05.713	
6 -	32.371	21.278	53.649 (2)	81.05	0.260	16:35:59.362	
7 -	32.434	20.955	53.389 (1)	81.45		16:36:52.751	

Weather / Track : Showers / Wet

Brands Hatch Indy
Circuit Length = 1.2079 miles
Start: 16:30 Flag 16:36 End: 16:37

BMCRC - MRO Championships 2021 - Rnd 6 @ Brands Hatch Indy

Team Respro MRO 600 & DART Motorsport Clubman 600

RACE 14 - SECTOR ANALYSIS



SECTOR 1 = FL to I1, SECTOR 2 = I1 to FL, DIFF = Difference To Personal Best Lap, P = Crossed Finish Line in Pit Lane, D = Time Disallowed

P11 100 C		Craig HOWTON		Kawasaki ZX6R - ME			
IDEAL LAP TIME : 53.484		BEST LAP TIME : 53.614		DIFFERENCE : 0.130			
LAP	SECTOR 1	SECTOR 2	LAP TIME	MPH	DIFF	TIME OF DAY	
1 -		21.928	1:00.408	71.98	6.794	16:31:29.808	
2 -	32.809	21.203	54.012	80.51	0.398	16:32:23.820	
3 -	32.752	21.210	53.962	80.58	0.348	16:33:17.782	
4 -	32.589	21.580	54.169	80.27	0.555	16:34:11.951	
5 -	32.398	21.450	53.848 (3)	80.75	0.234	16:35:05.799	
6 -	32.469	21.145	53.614 (1)	81.10		16:35:59.413	
7 -	32.573	21.086	53.659 (2)	81.04	0.045	16:36:53.072	

P12 43 C		Daniel SALES		Yamaha R6 - Team Freddie, Ron & Frankie			
IDEAL LAP TIME : 52.868		BEST LAP TIME : 52.868		DIFFERENCE : 0.000			
LAP	SECTOR 1	SECTOR 2	LAP TIME	MPH	DIFF	TIME OF DAY	
1 -		22.057	1:02.155	69.96	9.287	16:31:31.555	
2 -	32.401	21.341	53.742	80.91	0.874	16:32:25.297	
3 -	32.479	21.445	53.924	80.64	1.056	16:33:19.221	
4 -	31.870	20.998	52.868 (1)	82.25		16:34:12.089	
5 -	32.621	21.351	53.972	80.57	1.104	16:35:06.061	
6 -	32.671	21.032	53.703 (3)	80.97	0.835	16:35:59.764	
7 -	32.417	21.118	53.535 (2)	81.22	0.667	16:36:53.299	

P13 83		Talan SKEELS-PIGGINS		Yamaha R6 - Talan Racing			
IDEAL LAP TIME : 55.140		BEST LAP TIME : 55.140		DIFFERENCE : 0.000			
LAP	SECTOR 1	SECTOR 2	LAP TIME	MPH	DIFF	TIME OF DAY	
1 -		21.965	1:03.010	69.01	7.870	16:31:32.410	
2 -	33.476	21.664	55.140 (1)	78.86		16:32:27.550	
3 -	33.774	21.739	55.513 (3)	78.33	0.373	16:33:23.063	
4 -	33.727	21.856	55.583	78.23	0.443	16:34:18.646	
5 -	33.639	22.084	55.723	78.03	0.583	16:35:14.369	
6 -	33.637	21.867	55.504 (2)	78.34	0.364	16:36:09.873	
7 -	34.350	22.249	56.599	76.83	1.459	16:37:06.472	

P14 117 C		Benjamin STONARD		Yamaha R6 - BJ Signs & Decals LTD			
IDEAL LAP TIME : 57.554		BEST LAP TIME : 57.669		DIFFERENCE : 0.115			
LAP	SECTOR 1	SECTOR 2	LAP TIME	MPH	DIFF	TIME OF DAY	
1 -		22.913	1:04.994	66.90	7.325	16:31:34.394	
2 -	35.260	22.717	57.977 (3)	75.00	0.308	16:32:32.371	
3 -	36.353	22.918	59.271	73.36	1.602	16:33:31.642	
4 -	35.631	22.793	58.424	74.43	0.755	16:34:30.066	
5 -	35.410	22.438	57.848 (2)	75.17	0.179	16:35:27.914	
6 -	35.116	22.553	57.669 (1)	75.40		16:36:25.583	

P15 2		Andrew GILL		Kawasaki ZX6R -			
IDEAL LAP TIME : 51.510		BEST LAP TIME : 51.510		DIFFERENCE : 0.000			
LAP	SECTOR 1	SECTOR 2	LAP TIME	MPH	DIFF	TIME OF DAY	
1 -		20.608	56.858	76.48	5.348	16:31:26.258	
2 -	31.017	20.493	51.510 (1)	84.42		16:32:17.768	

BMCRC - MRO Championships 2021 - Rnd 6 @ Brands Hatch Indy

Team Respro MRO 600 & DART Motorsport Clubman 600

RACE 14 - BEST SECTORS

SECTOR 1			SECTOR 2			IDEAL / BEST COMPARISON						
POS	NO	NAME	TIME	NO	NAME	TIME	POS	NO	NAME	IDEAL	BEST	DIFF
									PERFECT LAP	49.205		
1	188	KRAWIECKI	29.663	188	KRAWIECKI	19.542	1	188	KRAWIECKI	49.205	49.205	0.000
2	56	MILLS	29.690	56	MILLS	19.783	2	56	MILLS	49.473	49.571	0.098
3	961	SIM	29.966	961	SIM	19.790	3	961	SIM	49.756	49.875	0.119
4	81	HELYER	30.059	81	HELYER	19.882	4	81	HELYER	49.941	49.941	0.000
5	111	FOLKES	30.682	111	FOLKES	20.160	5	111	FOLKES	50.842	50.842	0.000
6	13	EDMONDSON	30.791	13	EDMONDSON	20.185	6	13	EDMONDSON	50.976	51.090	0.114
7	134	GILBERT	31.010	134	GILBERT	20.291	7	134	GILBERT	51.301	51.361	0.060
8	2	GILL	31.017	95	ROBERTSON	20.398	8	95	ROBERTSON	51.426	51.641	0.215
9	95	ROBERTSON	31.028	2	GILL	20.493	9	2	GILL	51.510	51.510	0.000
10	37	LATHAM	31.697	7	BENSTED	20.955	10	37	LATHAM	52.849	52.849	0.000
11	43	SALES	31.870	43	SALES	20.998	11	43	SALES	52.868	52.868	0.000
12	7	BENSTED	32.371	100	HOWTON	21.086	12	7	BENSTED	53.326	53.389	0.063
13	100	HOWTON	32.398	37	LATHAM	21.152	13	100	HOWTON	53.484	53.614	0.130
14	83	SKEELS-PIGGINS	33.476	83	SKEELS-PIGGINS	21.664	14	83	SKEELS-PIGGINS	55.140	55.140	0.000
15	117	STONARD	35.116	117	STONARD	22.438	15	117	STONARD	57.554	57.669	0.115

Weather / Track : Showers / Wet

Results can be found at www.tsl-timing.com

Brands Hatch Indy
Circuit Length = 1.2079 miles
Start: 16:30 Flag 16:36 End: 16:37

Printed - 16:38 Sunday, 03 October 2021

BMCRC - MRO Championships 2021 - Rnd 6 @ Brands Hatch Indy

Team Respro MRO 600 & DART Motorsport Clubman 600

RACE 14 - STATISTICS

Competitors Started	15
Planned Start	2021-10-03 @ 15:30:00.000
Actual Start	2021-10-03 @ 16:30:29.399
Finish Time	2021-10-03 @ 16:36:25.582
Track Length	1.2079mi.
Total Laps	99
Total Distance Covered	119.5866mi.

Session Fastest Lap History

NO	CL	NAME	LAP TIME	TIME OF DAY	LAP	VEHICLE
56		Michael MILLS	50.796	16:32:16.038	2	Yamaha R6
188		Dawid KRAWIECKI	50.638	16:32:16.108	2	Yamaha R6
56		Michael MILLS	50.072	16:33:06.110	3	Yamaha R6
56		Michael MILLS	49.571	16:35:36.485	6	Yamaha R6
188		Dawid KRAWIECKI	49.514	16:35:36.501	6	Yamaha R6
188		Dawid KRAWIECKI	49.205	16:36:25.728	7	Yamaha R6

Session Leader History

NO	CL	NAME	FROM LAP	LAPS LED	DISTANCE	VEHICLE
56		Michael MILLS	1	6	7.24 miles	Yamaha R6
188		Dawid KRAWIECKI	7	1	1.20 miles	Yamaha R6

Flag History

TYPE	TIME OF DAY
GREEN	16:30:29.399
FINISH	16:36:25.582

Flag Statistics

TYPE	COUNT	TOTAL LAPS	TOTAL TIME
Green	1	7	7:03.793
Red	0	0	0.000
Safety Car	0	0	0.000
FCY	0	0	0.000

BMCRC - MRO Championships 2021 - Rnd 6 @ Brands Hatch Indy

Team Respro MRO 600 & DART Motorsport Clubman 600

RACE 14 - STATISTICS

CLASS :

10 Starters

Fastest Lap History

NO	NAME	LAP TIME	TIME OF DAY	LAP	VEHICLE
56	Michael MILLS	50.796	16:32:16.038	2	Yamaha R6
188	Dawid KRAWIECKI	50.638	16:32:16.108	2	Yamaha R6
56	Michael MILLS	50.072	16:33:06.110	3	Yamaha R6
56	Michael MILLS	49.571	16:35:36.485	6	Yamaha R6
188	Dawid KRAWIECKI	49.514	16:35:36.501	6	Yamaha R6
188	Dawid KRAWIECKI	49.205	16:36:25.728	7	Yamaha R6

Leader History

NO	NAME	FROM LAP	LAPS LED	DISTANCE	VEHICLE
56	Michael MILLS	1	6	7.24 miles	Yamaha R6
188	Dawid KRAWIECKI	7	1	1.20 miles	Yamaha R6

BMCRC - MRO Championships 2021 - Rnd 6 @ Brands Hatch Indy

Team Respro MRO 600 & DART Motorsport Clubman 600

RACE 14 - STATISTICS

CLASS : C

5 Starters

Fastest Lap History

NO	NAME	LAP TIME	TIME OF DAY	LAP	VEHICLE
37	Alexander LATHAM	53.727	16:32:23.364	2	Triumph DAYTONA
43	Daniel SALES	52.868	16:34:12.114	4	Yamaha R6
37	Alexander LATHAM	52.849	16:36:52.169	7	Triumph DAYTONA

Leader History

NO	NAME	FROM LAP	LAPS LED	DISTANCE	VEHICLE
7	Thomas BENSTED	1	1	1.20 miles	Triumph DAYTONA 675R
37	Alexander LATHAM	2	2	2.41 miles	Triumph DAYTONA
7	Thomas BENSTED	4	1	1.20 miles	Triumph DAYTONA 675R
37	Alexander LATHAM	5	3	3.62 miles	Triumph DAYTONA

Weather / Track : Showers / Wet

Results can be found at www.tsl-timing.com

Page 3 of 3

Brands Hatch Indy
Circuit Length = 1.2079 miles
Start: 16:30 Flag 16:36 End: 16:37

Printed - 16:38 Sunday, 03 October 2021

BMCRC-MRO Championships 2021



MRO MINITWINS supported by **PROPERLY PROTECTED**

Brands Hatch Indy

2nd / 3rd October 2021



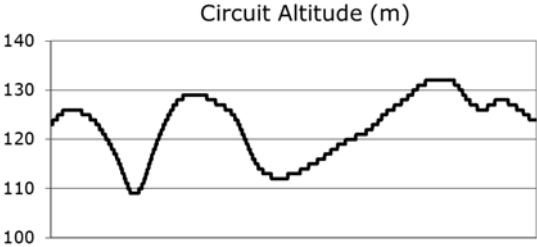
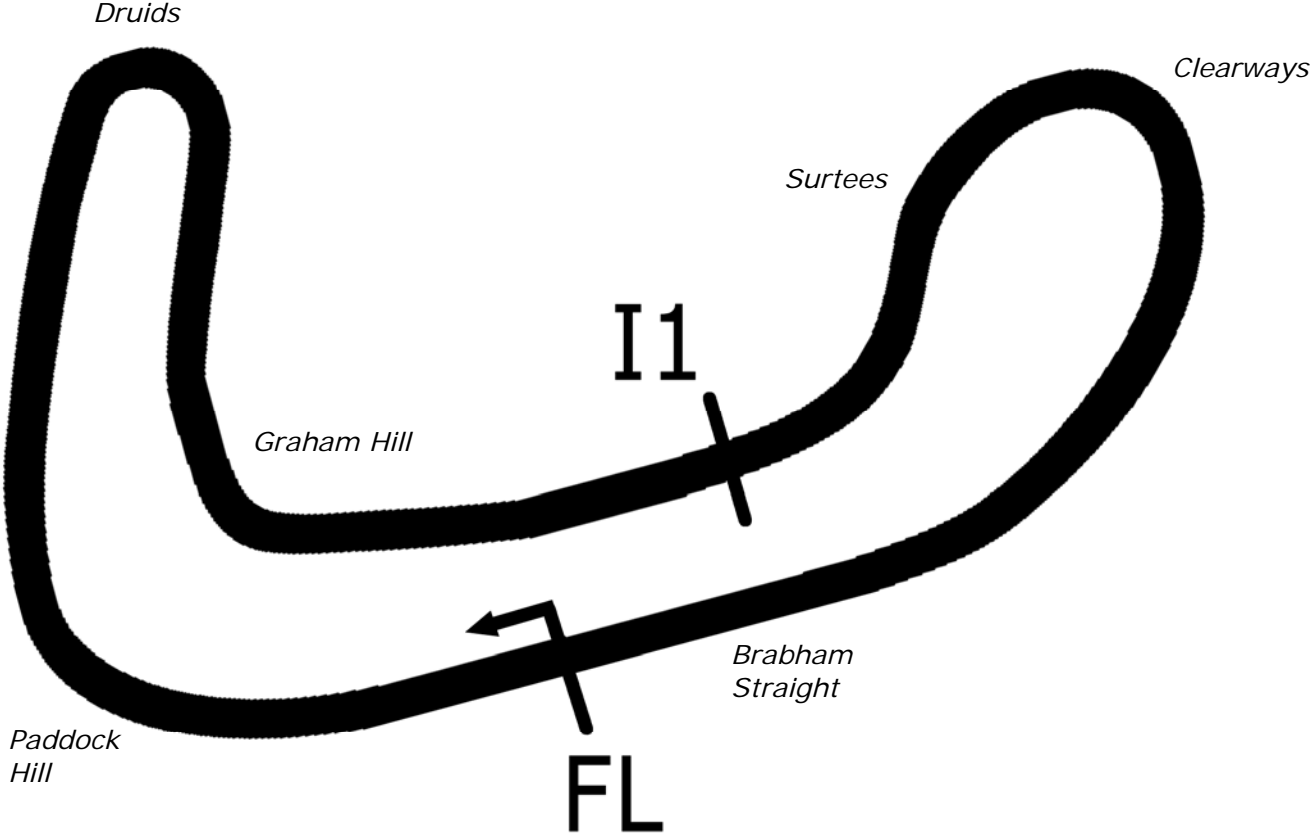
Results Provided by Timing Solutions Ltd
www.tsl-timing.com

Brands Hatch Indy



SPORTS TIMING

TIMING SOLUTIONS LTD



Length	1.2079 miles	1944.0 m	
FL		51.36032 N	0.26032 E
I1	1112m	51.35934 N	0.25955 E
Pit Entry	1669m	51.35911 N	0.25743 E
Pit Exit	26m after FL	51.36027 N	0.26078 E
Pit Entry–Pit Exit 277m, 16.6s @60kph, 12.4s @80kph			

BMCRC - MRO Championships 2021 - Rnd 6 @ Brands Hatch Indy



MRO Minitwins

QUALIFYING - CLASSIFICATION

POS	NO	NAME	ENTRY	TIME	ON	LAPS	GAP	DIFF	MPH
1	184	David TWYFORD	Suzuki SV650 -	52.537	10	10			82.77
2	95	John REYNOLDS	Suzuki SV650 - Fins Motorcycles	52.562	9	11	0.025	0.025	82.73
3	96	Dan HARRIS	Suzuki SV650 - HP Racing	52.798	10	11	0.261	0.236	82.36
4	661	Cameron HARRIS	Suzuki SV650 - Harris Performance	53.474	10	11	0.937	0.676	81.32
5	78	Keith POVAH	Suzuki SV650 - Instagram @crap.sack give us a follow!	53.548	8	9	1.011	0.074	81.20
6	19	Kevin LILLEY	Suzuki SV650 - Trafalgar Cleaning Eqpt. / Steve Jordar	54.114	10	10	1.577	0.566	80.36
7	16	Martin COOPER	Suzuki SV650 -	54.673	8	10	2.136	0.559	79.53
8	99	Lee ELLIS	Suzuki SV650 -	54.683	9	10	2.146	0.010	79.52
9	66	Mitch DUCRAN	Suzuki SV650 - JP Haulage	54.869	7	10	2.332	0.186	79.25
10	5	Barry MANTELL	Suzuki SV650 - Swedish car connection	55.536	7	10	2.999	0.667	78.30
11	62	James KING	Suzuki SV650 - King and Drury construction	55.541	10	10	3.004	0.005	78.29
12	40	Simon WILKINSON	Suzuki SV650 - S P Wilkinson Engineering Ltd	55.676	10	10	3.139	0.135	78.10
13	30	Owen MELLOR	Suzuki SV650 - Team Mellor Racing	55.831	4	10	3.294	0.155	77.88
14	159	Benn RIDGWELL	Suzuki SV650 - Ridgey Racing	55.954	10	10	3.417	0.123	77.71
15	34	Andrew JOHNSON	Suzuki SV650 - Rose & Charlie Racing	56.190	4	10	3.653	0.236	77.39
16	101	Jon BARNES	Suzuki SV650 - Holder Tree Services	56.553	9	10	4.016	0.363	76.89
17	84	Ricardo BRANCO	Suzuki SV650 - IMP Racing	57.818	8	10	5.281	1.265	75.21
18	29	Hayden KILLWORTH	Suzuki SV650 - BK Racing	57.865	7	10	5.328	0.047	75.15
19	44	Tony PARKER	Suzuki SV650 - Insta-emerald_elevators	58.153	7	10	5.616	0.288	74.77
20	47	Tristan BOHANAN	Suzuki SV650 - Myself	58.183	3	10	5.646	0.030	74.74
21	198	Tony BOTTO	Suzuki SV650 - TB Motorcycles	58.532	7	10	5.995	0.349	74.29
22	138	Craig JARMIN	Suzuki SV650 - BK Racing	1:00.336	8	8	7.799	1.804	72.07
23	116	Gareth FAITH	Suzuki SV650 - Sitramoto	1:00.526	9	9	7.989	0.190	71.84
24	94	Rebecca HOUGHTON	Suzuki SV650 -	1:02.086	5	9	9.549	1.560	70.04
25	70	Vanessa GILLAM	Suzuki SV650 - No More Straps Ltd	1:07.224	7	8	14.687	5.138	64.68

Weather / Track : Cloudy / Dry

These results are provisional until the conclusion of any judicial and technical matters.

Brands Hatch Indy

Circuit Length = 1.2079 miles

Start: 09:12 Flag 09:22 End: 09:23

Clerk Of Course :	Stewards :	Timekeeper :
-------------------	------------	--------------

Results can be found at www.tsl-timing.com

Printed - 09:24 Saturday, 02 October 2021



BMCRC - MRO Championships 2021 - Rnd 6 @ Brands Hatch Indy

MRO Minitwins

QUALIFYING - SECTOR ANALYSIS



SECTOR 1 = FL to I1, SECTOR 2 = I1 to FL, DIFF = Difference To Personal Best Lap, P = Crossed Finish Line in Pit Lane, D = Time Disallowed

P1 184		David TWYFORD		Suzuki SV650 -			
IDEAL LAP TIME : 52.537		BEST LAP TIME : 52.537		DIFFERENCE : 0.000			
LAP	SECTOR 1	SECTOR 2	LAP TIME	MPH	DIFF	TIME OF DAY	
1 -	36.744	23.160	59.904	72.59	7.367	09:14:08.016	
2 -	34.566	22.342	56.908	76.41	4.371	09:15:04.924	
3 -	32.481	22.122	54.603	79.64	2.066	09:15:59.527	
4 -	32.610	21.228	53.838	80.77	1.301	09:16:53.365	
5 -	32.518	21.424	53.942	80.61	1.405	09:17:47.307	
6 -	31.886	21.294	53.180	81.77	0.643	09:18:40.487	
7 -	31.800	21.817	53.617	81.10	1.080	09:19:34.104	
8 -	31.698	21.274	52.972 (3)	82.09	0.435	09:20:27.076	
9 -	31.558	21.217	52.775 (2)	82.39	0.238	09:21:19.851	
10 -	31.412	21.125	52.537 (1)	82.77		09:22:12.388	

P2 95		John REYNOLDS		Suzuki SV650 - Fins Motorcycles			
IDEAL LAP TIME : 52.562		BEST LAP TIME : 52.562		DIFFERENCE : 0.000			
LAP	SECTOR 1	SECTOR 2	LAP TIME	MPH	DIFF	TIME OF DAY	
1 -	33.500	22.943	56.443	77.04	3.881	09:13:59.489	
2 -	32.548	22.276	54.824	79.31	2.262	09:14:54.313	
3 -	32.145	21.733	53.878	80.71	1.316	09:15:48.191	
4 -	31.866	21.589	53.455 (2)	81.35	0.893	09:16:41.646	
5 -	32.418	22.009	54.427	79.89	1.865	09:17:36.073	
6 -	31.996	21.585	53.581 (3)	81.15	1.019	09:18:29.654	
7 -	32.443	21.419	53.862	80.73	1.300	09:19:23.516	
8 -	31.976	21.628	53.604	81.12	1.042	09:20:17.120	
9 -	31.451	21.111	52.562 (1)	82.73		09:21:09.682	
10 -	32.260	21.429	53.689	80.99	1.127	09:22:03.371	
11 -	32.550	22.693	55.243	78.71	2.681	09:22:58.614	

P3 96		Dan HARRIS		Suzuki SV650 - HP Racing			
IDEAL LAP TIME : 52.798		BEST LAP TIME : 52.798		DIFFERENCE : 0.000			
LAP	SECTOR 1	SECTOR 2	LAP TIME	MPH	DIFF	TIME OF DAY	
1 -	33.798	22.221	56.019	77.62	3.221	09:13:49.914	
2 -	32.426	21.884	54.310	80.07	1.512	09:14:44.224	
3 -	32.617	21.395	54.012	80.51	1.214	09:15:38.236	
4 -	32.410	22.123	54.533	79.74	1.735	09:16:32.769	
5 -	32.592	21.626	54.218	80.20	1.420	09:17:26.987	
6 -	32.178	21.338	53.516	81.25	0.718	09:18:20.503	
7 -	32.047	21.362	53.409 (2)	81.42	0.611	09:19:13.912	
8 -	32.039	21.433	53.472 (3)	81.32	0.674	09:20:07.384	
9 -	32.333	21.563	53.896	80.68	1.098	09:21:01.280	
10 -	31.709	21.089	52.798 (1)	82.36		09:21:54.078	
11 -	33.443	22.235	55.678	78.10	2.880	09:22:49.756	

P4 661		Cameron HARRIS		Suzuki SV650 - Harris Performance			
IDEAL LAP TIME : 53.262		BEST LAP TIME : 53.474		DIFFERENCE : 0.212			
LAP	SECTOR 1	SECTOR 2	LAP TIME	MPH	DIFF	TIME OF DAY	
1 -	34.074	22.749	56.823	76.52	3.349	09:13:48.695	
2 -	33.149	22.262	55.411	78.47	1.937	09:14:44.106	
3 -	33.017	21.757	54.774	79.39	1.300	09:15:38.880	
4 -	32.240	23.278	55.518	78.32	2.044	09:16:34.398	
5 -	32.377	22.287	54.664	79.55	1.190	09:17:29.062	
6 -	32.390	21.841	54.231 (3)	80.18	0.757	09:18:23.293	
7 -	32.040	21.700	53.740 (2)	80.91	0.266	09:19:17.033	
8 -	32.217	22.079	54.296	80.09	0.822	09:20:11.329	
9 -	37.915	21.763	59.678	72.86	6.204	09:21:11.007	
10 -	32.032	21.442	53.474 (1)	81.32		09:22:04.481	
11 -	31.820	22.649	54.469	79.83	0.995	09:22:58.950	

Weather / Track : Cloudy / Dry

Brands Hatch Indy
Circuit Length = 1.2079 miles
Start: 09:12 Flag 09:22 End: 09:23

BMCRC - MRO Championships 2021 - Rnd 6 @ Brands Hatch Indy

MRO Minitwins

QUALIFYING - SECTOR ANALYSIS



SECTOR 1 = FL to I1, SECTOR 2 = I1 to FL, DIFF = Difference To Personal Best Lap, P = Crossed Finish Line in Pit Lane, D = Time Disallowed

P5 78		Keith POVAH		Suzuki SV650 - Instagram @crap.sack give us a follow!			
IDEAL LAP TIME : 53.446		BEST LAP TIME : 53.548		DIFFERENCE : 0.102			
LAP	SECTOR 1	SECTOR 2	LAP TIME	MPH	DIFF	TIME OF DAY	
1 -	OUTLAP	22.544	59.028	73.67	5.480	09:15:19.743	
2 -	32.942	22.202	55.144	78.85	1.596	09:16:14.887	
3 -	32.391	21.582	53.973	80.56	0.425	09:17:08.860	
4 -	32.179	21.559	53.738 (3)	80.92	0.190	09:18:02.598	
5 -	31.888	21.803	53.691 (2)	80.99	0.143	09:18:56.289	
6 -	32.323	22.116	54.439	79.88	0.891	09:19:50.728	
7 -	32.006	22.074	54.080	80.41	0.532	09:20:44.808	
8 -	31.990	21.558	53.548 (1)	81.20		09:21:38.356	
9 -	32.253	21.593	53.846	80.76	0.298	09:22:32.202	

P6 19		Kevin LILLEY		Suzuki SV650 - Trafalgar Cleaning Eqpt. / Steve Jordan Motorcy			
IDEAL LAP TIME : 54.114		BEST LAP TIME : 54.114		DIFFERENCE : 0.000			
LAP	SECTOR 1	SECTOR 2	LAP TIME	MPH	DIFF	TIME OF DAY	
1 -	35.504	24.218	59.722	72.81	5.608	09:14:12.315	
2 -	34.704	23.124	57.828	75.19	3.714	09:15:10.143	
3 -	33.122	22.268	55.390	78.50	1.276	09:16:05.533	
4 -	33.089	22.155	55.244	78.71	1.130	09:17:00.777	
5 -	32.661	21.995	54.656 (3)	79.56	0.542	09:17:55.433	
6 -	33.049	22.338	55.387	78.51	1.273	09:18:50.820	
7 -	32.528	22.207	54.735	79.44	0.621	09:19:45.555	
8 -	33.071	21.882	54.953	79.13	0.839	09:20:40.508	
9 -	32.358	22.018	54.376 (2)	79.97	0.262	09:21:34.884	
10 -	32.334	21.780	54.114 (1)	80.36		09:22:28.998	

P7 16		Martin COOPER		Suzuki SV650 -			
IDEAL LAP TIME : 54.430		BEST LAP TIME : 54.673		DIFFERENCE : 0.243			
LAP	SECTOR 1	SECTOR 2	LAP TIME	MPH	DIFF	TIME OF DAY	
1 -	35.137	23.023	58.160	74.76	3.487	09:13:59.360	
2 -	33.044	22.714	55.758	77.99	1.085	09:14:55.118	
3 -	32.709	22.286	54.995	79.07	0.322	09:15:50.113	
4 -	32.571	22.254	54.825 (2)	79.31	0.152	09:16:44.938	
5 -	32.642	22.238	54.880	79.23	0.207	09:17:39.818	
6 -	32.942	21.927	54.869 (3)	79.25	0.196	09:18:34.687	
7 -	32.815	22.131	54.946	79.14	0.273	09:19:29.633	
8 -	32.632	22.041	54.673 (1)	79.53		09:20:24.306	
9 -	32.673	22.837	55.510	78.33	0.837	09:21:19.816	
10 -	32.503	22.532	55.035	79.01	0.362	09:22:14.851	

P8 99		Lee ELLIS		Suzuki SV650 -			
IDEAL LAP TIME : 54.588		BEST LAP TIME : 54.683		DIFFERENCE : 0.095			
LAP	SECTOR 1	SECTOR 2	LAP TIME	MPH	DIFF	TIME OF DAY	
1 -	35.341	22.980	58.321	74.56	3.638	09:13:58.038	
2 -	33.965	23.029	56.994	76.29	2.311	09:14:55.032	
3 -	33.695	22.348	56.043	77.59	1.360	09:15:51.075	
4 -	33.044	22.452	55.496	78.35	0.813	09:16:46.571	
5 -	33.233	22.611	55.844	77.87	1.161	09:17:42.415	
6 -	34.387	22.249	56.636	76.78	1.953	09:18:39.051	
7 -	32.854	22.269	55.123 (3)	78.88	0.440	09:19:34.174	
8 -	33.112	22.254	55.366	78.54	0.683	09:20:29.540	
9 -	32.621	22.062	54.683 (1)	79.52		09:21:24.223	
10 -	32.882	21.967	54.849 (2)	79.28	0.166	09:22:19.072	

Weather / Track : Cloudy / Dry

Brands Hatch Indy
Circuit Length = 1.2079 miles
Start: 09:12 Flag 09:22 End: 09:23

BMCRC - MRO Championships 2021 - Rnd 6 @ Brands Hatch Indy

MRO Minitwins

QUALIFYING - SECTOR ANALYSIS



SECTOR 1 = FL to I1, SECTOR 2 = I1 to FL, DIFF = Difference To Personal Best Lap, P = Crossed Finish Line in Pit Lane, D = Time Disallowed

P9 66		Mitch DUCRAN		Suzuki SV650 - JP Haulage			
IDEAL LAP TIME : 54.824		BEST LAP TIME : 54.869		DIFFERENCE : 0.045			
LAP	SECTOR 1	SECTOR 2	LAP TIME	MPH	DIFF	TIME OF DAY	
1 -	34.837	22.752	57.589	75.51	2.720	09:14:08.132	
2 -	35.238	22.765	58.003	74.97	3.134	09:15:06.135	
3 -	33.141	21.762	54.903 (2)	79.20	0.034	09:16:01.038	
4 -	33.778	22.377	56.155	77.43	1.286	09:16:57.193	
5 -	34.208	22.921	57.129	76.11	2.260	09:17:54.322	
6 -	34.008	22.319	56.327	77.20	1.458	09:18:50.649	
7 -	33.062	21.807	54.869 (1)	79.25		09:19:45.518	
8 -	33.699	21.792	55.491	78.36	0.622	09:20:41.009	
9 -	33.387	22.316	55.703	78.06	0.834	09:21:36.712	
10 -	33.080	22.056	55.136 (3)	78.87	0.267	09:22:31.848	

P10 5		Barry MANTELL		Suzuki SV650 - Swedish car connection			
IDEAL LAP TIME : 54.945		BEST LAP TIME : 55.536		DIFFERENCE : 0.591			
LAP	SECTOR 1	SECTOR 2	LAP TIME	MPH	DIFF	TIME OF DAY	
1 -	36.642	24.718	1:01.360	70.87	5.824	09:14:12.643	
2 -	35.438	23.219	58.657	74.13	3.121	09:15:11.300	
3 -	33.186	22.578	55.764	77.98	0.228	09:16:07.064	
4 -	32.847	22.902	55.749 (3)	78.00	0.213	09:17:02.813	
5 -	33.461	22.725	56.186	77.39	0.650	09:17:58.999	
6 -	33.837	23.965	57.802	75.23	2.266	09:18:56.801	
7 -	33.438	22.098	55.536 (1)	78.30		09:19:52.337	
8 -	33.075	22.511	55.586 (2)	78.23	0.050	09:20:47.923	
9 -	33.826	22.653	56.479	76.99	0.943	09:21:44.402	
10 -	33.552	22.918	56.470	77.00	0.934	09:22:40.872	

P11 62		James KING		Suzuki SV650 - King and Drury construction			
IDEAL LAP TIME : 55.395		BEST LAP TIME : 55.541		DIFFERENCE : 0.146			
LAP	SECTOR 1	SECTOR 2	LAP TIME	MPH	DIFF	TIME OF DAY	
1 -	35.943	22.828	58.771	73.99	3.230	09:13:55.215	
2 -	34.546	22.671	57.217	76.00	1.676	09:14:52.432	
3 -	34.226	22.491	56.717	76.67	1.176	09:15:49.149	
4 -	33.338	22.472	55.810 (3)	77.91	0.269	09:16:44.959	
5 -	33.871	22.190	56.061	77.56	0.520	09:17:41.020	
6 -	33.907	22.412	56.319	77.21	0.778	09:18:37.339	
7 -	33.507	22.552	56.059	77.57	0.518	09:19:33.398	
8 -	33.732	22.464	56.196	77.38	0.655	09:20:29.594	
9 -	33.657	22.057	55.714 (2)	78.05	0.173	09:21:25.308	
10 -	33.425	22.116	55.541 (1)	78.29		09:22:20.849	

P12 40		Simon WILKINSON		Suzuki SV650 - S P Wilkinson Engineering Ltd			
IDEAL LAP TIME : 55.221		BEST LAP TIME : 55.676		DIFFERENCE : 0.455			
LAP	SECTOR 1	SECTOR 2	LAP TIME	MPH	DIFF	TIME OF DAY	
1 -	36.347	23.117	59.464	73.13	3.788	09:14:00.213	
2 -	35.707	23.410	59.117	73.55	3.441	09:14:59.330	
3 -	34.300	22.517	56.817	76.53	1.141	09:15:56.147	
4 -	33.891	22.545	56.436 (3)	77.05	0.760	09:16:52.583	
5 -	34.482	22.145	56.627	76.79	0.951	09:17:49.210	
6 -	34.145	22.472	56.617	76.80	0.941	09:18:45.827	
7 -	34.449	22.995	57.444	75.70	1.768	09:19:43.271	
8 -	34.336	22.813	57.149	76.09	1.473	09:20:40.420	
9 -	33.252	22.958	56.210 (2)	77.36	0.534	09:21:36.630	
10 -	33.707	21.969	55.676 (1)	78.10		09:22:32.306	

Weather / Track : Cloudy / Dry

Brands Hatch Indy
Circuit Length = 1.2079 miles
Start: 09:12 Flag 09:22 End: 09:23

BMCRC - MRO Championships 2021 - Rnd 6 @ Brands Hatch Indy

MRO Minitwins

QUALIFYING - SECTOR ANALYSIS



SECTOR 1 = FL to I1, SECTOR 2 = I1 to FL, DIFF = Difference To Personal Best Lap, P = Crossed Finish Line in Pit Lane, D = Time Disallowed

P13 30		Owen MELLOR		Suzuki SV650 - Team Mellor Racing			
IDEAL LAP TIME : 55.428		BEST LAP TIME : 55.831		DIFFERENCE : 0.403			
LAP	SECTOR 1	SECTOR 2	LAP TIME	MPH	DIFF	TIME OF DAY	
1 -	36.025	24.307	1:00.332	72.07	4.501	09:14:12.610	
2 -	34.601	23.241	57.842	75.18	2.011	09:15:10.452	
3 -	33.322	23.006	56.328	77.20	0.497	09:16:06.780	
4 -	33.096	22.735	55.831 (1)	77.88		09:17:02.611	
5 -	33.515	22.717	56.232	77.33	0.401	09:17:58.843	
6 -	33.644	22.584	56.228	77.33	0.397	09:18:55.071	
7 -	34.128	22.584	56.712	76.67	0.881	09:19:51.783	
8 -	33.462	22.446	55.908 (3)	77.78	0.077	09:20:47.691	
9 -	33.978	22.569	56.547	76.90	0.716	09:21:44.238	
10 -	33.547	22.332	55.879 (2)	77.82	0.048	09:22:40.117	

P14 159		Benn RIDGWELL		Suzuki SV650 - Ridgey Racing			
IDEAL LAP TIME : 55.954		BEST LAP TIME : 55.954		DIFFERENCE : 0.000			
LAP	SECTOR 1	SECTOR 2	LAP TIME	MPH	DIFF	TIME OF DAY	
1 -	37.545	24.263	1:01.808	70.35	5.854	09:14:00.120	
2 -	34.405	23.303	57.708	75.35	1.754	09:14:57.828	
3 -	34.358	23.046	57.404	75.75	1.450	09:15:55.232	
4 -	34.347	22.873	57.220	75.99	1.266	09:16:52.452	
5 -	33.949	22.414	56.363 (2)	77.15	0.409	09:17:48.815	
6 -	34.243	22.720	56.963 (3)	76.34	1.009	09:18:45.778	
7 -	34.329	23.103	57.432	75.71	1.478	09:19:43.210	
8 -	34.238	22.948	57.186	76.04	1.232	09:20:40.396	
9 -	34.431	22.536	56.967	76.33	1.013	09:21:37.363	
10 -	33.598	22.356	55.954 (1)	77.71		09:22:33.317	

P15 34		Andrew JOHNSON		Suzuki SV650 - Rose & Charlie Racing			
IDEAL LAP TIME : 56.190		BEST LAP TIME : 56.190		DIFFERENCE : 0.000			
LAP	SECTOR 1	SECTOR 2	LAP TIME	MPH	DIFF	TIME OF DAY	
1 -	35.998	23.278	59.276	73.36	3.086	09:13:53.308	
2 -	34.769	22.782	57.551	75.56	1.361	09:14:50.859	
3 -	34.952	22.478	57.430	75.72	1.240	09:15:48.289	
4 -	34.000	22.190	56.190 (1)	77.39		09:16:44.479	
5 -	34.843	22.820	57.663	75.41	1.473	09:17:42.142	
6 -	34.608	23.096	57.704	75.36	1.514	09:18:39.846	
7 -	34.340	22.414	56.754 (2)	76.62	0.564	09:19:36.600	
8 -	34.932	22.906	57.838	75.18	1.648	09:20:34.438	
9 -	34.728	22.516	57.244	75.96	1.054	09:21:31.682	
10 -	34.754	22.347	57.101 (3)	76.15	0.911	09:22:28.783	

P16 101		Jon BARNES		Suzuki SV650 - Holder Tree Services			
IDEAL LAP TIME : 56.504		BEST LAP TIME : 56.553		DIFFERENCE : 0.049			
LAP	SECTOR 1	SECTOR 2	LAP TIME	MPH	DIFF	TIME OF DAY	
1 -	37.285	24.218	1:01.503	70.70	4.950	09:14:11.853	
2 -	35.753	23.454	59.207	73.44	2.654	09:15:11.060	
3 -	35.162	23.193	58.355	74.51	1.802	09:16:09.415	
4 -	35.028	23.048	58.076	74.87	1.523	09:17:07.491	
5 -	34.823	22.921	57.744	75.30	1.191	09:18:05.235	
6 -	34.307	22.652	56.959	76.34	0.406	09:19:02.194	
7 -	34.118	22.531	56.649 (2)	76.76	0.096	09:19:58.843	
8 -	34.006	22.865	56.871 (3)	76.46	0.318	09:20:55.714	
9 -	33.973	22.580	56.553 (1)	76.89		09:21:52.267	
10 -	34.496	23.033	57.529	75.58	0.976	09:22:49.796	

Weather / Track : Cloudy / Dry

Brands Hatch Indy
Circuit Length = 1.2079 miles
Start: 09:12 Flag 09:22 End: 09:23

BMCRC - MRO Championships 2021 - Rnd 6 @ Brands Hatch Indy

MRO Minitwins

QUALIFYING - SECTOR ANALYSIS



SECTOR 1 = FL to I1, SECTOR 2 = I1 to FL, DIFF = Difference To Personal Best Lap, P = Crossed Finish Line in Pit Lane, D = Time Disallowed

P17 84		Ricardo BRANCO		Suzuki SV650 - IMP Racing			
IDEAL LAP TIME : 57.591		BEST LAP TIME : 57.818		DIFFERENCE : 0.227			
LAP	SECTOR 1	SECTOR 2	LAP TIME	MPH	DIFF	TIME OF DAY	
1 -	36.959	23.983	1:00.942	71.35	3.124	09:14:00.101	
2 -	35.430	23.791	59.221	73.43	1.403	09:14:59.322	
3 -	35.231	23.396	58.627	74.17	0.809	09:15:57.949	
4 -	34.959	23.292	58.251 (3)	74.65	0.433	09:16:56.200	
5 -	35.021	23.322	58.343	74.53	0.525	09:17:54.543	
6 -	35.298	23.128	58.426	74.42	0.608	09:18:52.969	
7 -	35.350	23.217	58.567	74.25	0.749	09:19:51.536	
8 -	34.800	23.018	57.818 (1)	75.21		09:20:49.354	
9 -	35.839	23.958	59.797	72.72	1.979	09:21:49.151	
10 -	34.573	23.546	58.119 (2)	74.82	0.301	09:22:47.270	

P18 29		Hayden KILLWORTH		Suzuki SV650 - BK Racing			
IDEAL LAP TIME : 57.865		BEST LAP TIME : 57.865		DIFFERENCE : 0.000			
LAP	SECTOR 1	SECTOR 2	LAP TIME	MPH	DIFF	TIME OF DAY	
1 -	38.279	24.655	1:02.934	69.09	5.069	09:14:10.613	
2 -	36.287	23.697	59.984	72.49	2.119	09:15:10.597	
3 -	35.163	23.158	58.321 (3)	74.56	0.456	09:16:08.918	
4 -	35.042	23.419	58.461	74.38	0.596	09:17:07.379	
5 -	36.228	23.580	59.808	72.70	1.943	09:18:07.187	
6 -	35.012	23.020	58.032 (2)	74.93	0.167	09:19:05.219	
7 -	34.965	22.900	57.865 (1)	75.15		09:20:03.084	
8 -	35.217	23.547	58.764	74.00	0.899	09:21:01.848	
9 -	35.067	23.438	58.505	74.32	0.640	09:22:00.353	
10 -	35.424	23.407	58.831	73.91	0.966	09:22:59.184	

P19 44		Tony PARKER		Suzuki SV650 - Insta-emerald_elevators			
IDEAL LAP TIME : 58.136		BEST LAP TIME : 58.153		DIFFERENCE : 0.017			
LAP	SECTOR 1	SECTOR 2	LAP TIME	MPH	DIFF	TIME OF DAY	
1 -	37.511	24.531	1:02.042	70.09	3.889	09:14:15.007	
2 -	36.270	24.137	1:00.407	71.98	2.254	09:15:15.414	
3 -	35.914	24.088	1:00.002	72.47	1.849	09:16:15.416	
4 -	35.083	23.621	58.704	74.07	0.551	09:17:14.120	
5 -	35.043	23.547	58.590	74.22	0.437	09:18:12.710	
6 -	34.973	23.398	58.371 (3)	74.49	0.218	09:19:11.081	
7 -	34.872	23.281	58.153 (1)	74.77		09:20:09.234	
8 -	35.035	23.439	58.474	74.36	0.321	09:21:07.708	
9 -	35.591	23.264	58.855	73.88	0.702	09:22:06.563	
10 -	34.992	23.291	58.283 (2)	74.61	0.130	09:23:04.846	

P20 47		Tristan BOHANAN		Suzuki SV650 - Myself			
IDEAL LAP TIME : 58.020		BEST LAP TIME : 58.183		DIFFERENCE : 0.163			
LAP	SECTOR 1	SECTOR 2	LAP TIME	MPH	DIFF	TIME OF DAY	
1 -	37.334	24.010	1:01.344	70.88	3.161	09:14:02.587	
2 -	35.839	23.352	59.191	73.46	1.008	09:15:01.778	
3 -	35.199	22.984	58.183 (1)	74.74		09:15:59.961	
4 -	35.121	23.206	58.327 (3)	74.55	0.144	09:16:58.288	
5 -	35.195	23.206	58.401	74.46	0.218	09:17:56.689	
6 -	35.226	23.014	58.240 (2)	74.66	0.057	09:18:54.929	
7 -	36.160	22.899	59.059	73.63	0.876	09:19:53.988	
8 -	35.273	23.351	58.624	74.17	0.441	09:20:52.612	
9 -	35.372	23.017	58.389	74.47	0.206	09:21:51.001	
10 -	36.834	23.981	1:00.815	71.50	2.632	09:22:51.816	

Weather / Track : Cloudy / Dry

Brands Hatch Indy
Circuit Length = 1.2079 miles
Start: 09:12 Flag 09:22 End: 09:23

BMCRC - MRO Championships 2021 - Rnd 6 @ Brands Hatch Indy

MRO Minitwins

QUALIFYING - SECTOR ANALYSIS



SECTOR 1 = FL to I1, SECTOR 2 = I1 to FL, DIFF = Difference To Personal Best Lap, P = Crossed Finish Line in Pit Lane, D = Time Disallowed

P21 198		Tony BOTTO		Suzuki SV650 - TB Motorcycles			
IDEAL LAP TIME : 58.294		BEST LAP TIME : 58.532		DIFFERENCE : 0.238			
LAP	SECTOR 1	SECTOR 2	LAP TIME	MPH	DIFF	TIME OF DAY	
1 -	39.440	24.058	1:03.498	68.48	4.966	09:14:05.943	
2 -	36.982	23.890	1:00.872	71.43	2.340	09:15:06.815	
3 -	36.668	23.890	1:00.558	71.80	2.026	09:16:07.373	
4 -	35.811	23.822	59.633	72.92	1.101	09:17:07.006	
5 -	36.284	23.491	59.775	72.74	1.243	09:18:06.781	
6 -	36.199	23.212	59.411	73.19	0.879	09:19:06.192	
7 -	35.082	23.450	58.532 (1)	74.29		09:20:04.724	
8 -	35.220	23.863	59.083	73.60	0.551	09:21:03.807	
9 -	35.475	23.467	58.942 (3)	73.77	0.410	09:22:02.749	
10 -	35.448	23.341	58.789 (2)	73.96	0.257	09:23:01.538	

P22 138		Craig JARMIN		Suzuki SV650 - BK Racing			
IDEAL LAP TIME : 1:00.271		BEST LAP TIME : 1:00.336		DIFFERENCE : 0.065			
LAP	SECTOR 1	SECTOR 2	LAP TIME	MPH	DIFF	TIME OF DAY	
1 -	OUTLAP	26.557	1:10.852	61.37	10.516	09:15:22.277	
2 -	39.439	25.644	1:05.083	66.81	4.747	09:16:27.360	
3 -	38.518	24.539	1:03.057	68.96	2.721	09:17:30.417	
4 -	38.201	24.248	1:02.449	69.63	2.113	09:18:32.866	
5 -	38.210	24.084	1:02.294	69.80	1.958	09:19:35.160	
6 -	36.820	24.024	1:00.844 (2)	71.47	0.508	09:20:36.004	
7 -	36.911	24.297	1:01.208 (3)	71.04	0.872	09:21:37.212	
8 -	36.247	24.089	1:00.336 (1)	72.07		09:22:37.548	

P23 116		Gareth FAITH		Suzuki SV650 - Sitramoto			
IDEAL LAP TIME : 1:00.526		BEST LAP TIME : 1:00.526		DIFFERENCE : 0.000			
LAP	SECTOR 1	SECTOR 2	LAP TIME	MPH	DIFF	TIME OF DAY	
1 -	40.810	25.260	1:06.070	65.81	5.544	09:14:24.721	
2 -	39.892	25.149	1:05.041	66.85	4.515	09:15:29.762	
3 -	38.814	26.486	1:05.300	66.59	4.774	09:16:35.062	
4 -	38.447	24.744	1:03.191	68.81	2.665	09:17:38.253	
5 -	38.796	24.666	1:03.462	68.52	2.936	09:18:41.715	
6 -	37.313	24.649	1:01.962 (2)	70.18	1.436	09:19:43.677	
7 -	38.289	24.859	1:03.148	68.86	2.622	09:20:46.825	
8 -	38.568	24.275	1:02.843 (3)	69.19	2.317	09:21:49.668	
9 -	36.780	23.746	1:00.526 (1)	71.84		09:22:50.194	

P24 94		Rebecca HOUGHTON		Suzuki SV650 -			
IDEAL LAP TIME : 1:02.078		BEST LAP TIME : 1:02.086		DIFFERENCE : 0.008			
LAP	SECTOR 1	SECTOR 2	LAP TIME	MPH	DIFF	TIME OF DAY	
1 -	41.859	25.666	1:07.525	64.39	5.439	09:14:26.704	
2 -	40.510	24.934	1:05.444	66.44	3.358	09:15:32.148	
3 -	39.036	24.476	1:03.512	68.46	1.426	09:16:35.660	
4 -	38.375	24.382	1:02.757	69.29	0.671	09:17:38.417	
5 -	37.696	24.390	1:02.086 (1)	70.04		09:18:40.503	
6 -	38.049	24.581	1:02.630 (3)	69.43	0.544	09:19:43.133	
7 -	38.659	24.837	1:03.496	68.48	1.410	09:20:46.629	
8 -	38.230	24.601	1:02.831	69.21	0.745	09:21:49.460	
9 -	38.195	24.394	1:02.589 (2)	69.47	0.503	09:22:52.049	

Weather / Track : Cloudy / Dry

Brands Hatch Indy
Circuit Length = 1.2079 miles
Start: 09:12 Flag 09:22 End: 09:23

BMCRC - MRO Championships 2021 - Rnd 6 @ Brands Hatch Indy

MRO Minitwins

QUALIFYING - SECTOR ANALYSIS



SECTOR 1 = FL to I1, SECTOR 2 = I1 to FL, DIFF = Difference To Personal Best Lap, P = Crossed Finish Line in Pit Lane, D = Time Disallowed

P25 70		Vanessa GILLAM		Suzuki SV650 - No More Straps Ltd			
IDEAL LAP TIME : 1:06.738		BEST LAP TIME : 1:07.224		DIFFERENCE : 0.486			
LAP	SECTOR 1	SECTOR 2	LAP TIME	MPH	DIFF	TIME OF DAY	
1 -	44.971	28.523	1:13.494	59.16	6.270	09:14:14.899	
2 -	42.847	28.163	1:11.010	61.23	3.786	09:15:25.909	
3 -	42.274	27.664	1:09.938	62.17	2.714	09:16:35.847	
4 -	41.512	27.257	1:08.769	63.23	1.545	09:17:44.616	
5 -	40.754	26.642	1:07.396 (2)	64.52	0.172	09:18:52.012	
6 -	40.942	26.650	1:07.592	64.33	0.368	09:19:59.604	
7 -	40.187	27.037	1:07.224 (1)	64.68		09:21:06.828	
8 -	40.858	26.551	1:07.409 (3)	64.51	0.185	09:22:14.237	

BMCRC - MRO Championships 2021 - Rnd 6 @ Brands Hatch Indy

MRO Minitwins

QUALIFYING - BEST SECTORS

SECTOR 1			SECTOR 2			IDEAL / BEST COMPARISON						
POS	NO	NAME	TIME	NO	NAME	TIME	POS	NO	NAME	IDEAL	BEST	DIFF
									PERFECT LAP	52.501		
1	184	TWYFORD	31.412	96	HARRIS	21.089	1	184	TWYFORD	52.537	52.537	0.000
2	95	REYNOLDS	31.451	95	REYNOLDS	21.111	2	95	REYNOLDS	52.562	52.562	0.000
3	96	HARRIS	31.709	184	TWYFORD	21.125	3	96	HARRIS	52.798	52.798	0.000
4	661	HARRIS	31.820	661	HARRIS	21.442	4	661	HARRIS	53.262	53.474	0.212
5	78	POVAH	31.888	78	POVAH	21.558	5	78	POVAH	53.446	53.548	0.102
6	19	LILLEY	32.334	66	DUCRAN	21.762	6	19	LILLEY	54.114	54.114	0.000
7	16	COOPER	32.503	19	LILLEY	21.780	7	16	COOPER	54.430	54.673	0.243
8	99	ELLIS	32.621	16	COOPER	21.927	8	99	ELLIS	54.588	54.683	0.095
9	5	MANTELL	32.847	99	ELLIS	21.967	9	66	DUCRAN	54.824	54.869	0.045
10	66	DUCRAN	33.062	40	WILKINSON	21.969	10	5	MANTELL	54.945	55.536	0.591
11	30	MELLOR	33.096	62	KING	22.057	11	40	WILKINSON	55.221	55.676	0.455
12	40	WILKINSON	33.252	5	MANTELL	22.098	12	62	KING	55.395	55.541	0.146
13	62	KING	33.338	34	JOHNSON	22.190	13	30	MELLOR	55.428	55.831	0.403
14	159	RIDGWELL	33.598	30	MELLOR	22.332	14	159	RIDGWELL	55.954	55.954	0.000
15	101	BARNES	33.973	159	RIDGWELL	22.356	15	34	JOHNSON	56.190	56.190	0.000
16	34	JOHNSON	34.000	101	BARNES	22.531	16	101	BARNES	56.504	56.553	0.049
17	84	BRANCO	34.573	47	BOHANAN	22.899	17	84	BRANCO	57.591	57.818	0.227
18	44	PARKER	34.872	29	KILLWORTH	22.900	18	29	KILLWORTH	57.865	57.865	0.000
19	29	KILLWORTH	34.965	84	BRANCO	23.018	19	47	BOHANAN	58.020	58.183	0.163
20	198	BOTTO	35.082	198	BOTTO	23.212	20	44	PARKER	58.136	58.153	0.017
21	47	BOHANAN	35.121	44	PARKER	23.264	21	198	BOTTO	58.294	58.532	0.238
22	138	JARMIN	36.247	116	FAITH	23.746	22	138	JARMIN	1:00.271	1:00.336	0.065
23	116	FAITH	36.780	138	JARMIN	24.024	23	116	FAITH	1:00.526	1:00.526	0.000
24	94	HOUGHTON	37.696	94	HOUGHTON	24.382	24	94	HOUGHTON	1:02.078	1:02.086	0.008
25	70	GILLAM	40.187	70	GILLAM	26.551	25	70	GILLAM	1:06.738	1:07.224	0.486

Weather / Track : Cloudy / Dry

Results can be found at www.tsl-timing.com

Brands Hatch Indy
Circuit Length = 1.2079 miles
Start: 09:12 Flag 09:22 End: 09:23

Printed - 09:24 Saturday, 02 October 2021

BMCRC - MRO Championships 2021 - Rnd 6 @ Brands Hatch Indy

MRO Minitwins

QUALIFYING - STATISTICS

Competitors Started	25
Planned Start	2021-10-02 @ 09:17:00.000
Actual Start	2021-10-02 @ 09:12:23.052
Finish Time	2021-10-02 @ 09:22:07.240
Track Length	1.2079mi.
Total Laps	246
Total Distance Covered	297.1546mi.

Session Fastest Lap History

NO	NAME	LAP TIME	TIME OF DAY	LAP	VEHICLE
661	Cameron HARRIS	56.823	09:13:48.714	1	Suzuki SV650
96	Dan HARRIS	56.019	09:13:49.935	1	Suzuki SV650
661	Cameron HARRIS	55.411	09:14:44.125	2	Suzuki SV650
96	Dan HARRIS	54.310	09:14:44.224	2	Suzuki SV650
96	Dan HARRIS	54.012	09:15:38.259	3	Suzuki SV650
95	John REYNOLDS	53.878	09:15:48.205	3	Suzuki SV650
95	John REYNOLDS	53.455	09:16:41.660	4	Suzuki SV650
184	David TWYFORD	53.180	09:18:40.502	6	Suzuki SV650
184	David TWYFORD	52.972	09:20:27.092	8	Suzuki SV650
95	John REYNOLDS	52.562	09:21:09.695	9	Suzuki SV650
184	David TWYFORD	52.537	09:22:12.403	10	Suzuki SV650

Flag History

TYPE	TIME OF DAY
GREEN	09:12:23.052
FINISH	09:22:07.240

Flag Statistics

TYPE	COUNT	TOTAL LAPS	TOTAL TIME
Green	1	11	10:46.729
Red	0	0	0.000
Safety Car	0	0	0.000
FCY	0	0	0.000

Weather / Track : Cloudy / Dry

Results can be found at www.tsl-timing.com

Brands Hatch Indy
Circuit Length = 1.2079 miles
Start: 09:12 Flag 09:22 End: 09:23

Printed - 09:24 Saturday, 02 October 2021

MRO Minitwins

RACE 2 - GRID (10 Laps)

ROW 9	26	144	Nick CRONIN	25	70	Vanessa GILLAM	1:07.224
ROW 8	24	94	Rebecca HOUGHTON	23	116	Gareth FAITH	1:00.526
				22	138	Craig JARMIN	1:00.336
ROW 7	21	198	Tony BOTTO	20	47	Tristan BOHANAN	58.183
				19	44	Tony PARKER	58.153
ROW 6	18	29	Hayden KILLWORTH	17	84	Ricardo BRANCO	57.818
				16	101	Jon BARNES	56.553
ROW 5	15	34	Andrew JOHNSON	14	159	Benn RIDGWELL	55.954
				13	30	Owen MELLOR	55.831
ROW 4	12	40	Simon WILKINSON	11	62	James KING	55.541
				10	5	Barry MANTELL	55.536
ROW 3	9	66	Mitch DUCRAN	8	99	Lee ELLIS	54.683
				7	16	Martin COOPER	54.673
ROW 2	6	19	Kevin LILLEY	5	78	Keith POVAH	53.548
				4	661	Cameron HARRIS	53.474
ROW 1	3	96	Dan HARRIS	2	95	John REYNOLDS	52.562
				1	184	David TWYFORD	52.537
							Pole

These results are provisional until the conclusion of any judicial and technical matters.

Brands Hatch Indy
Circuit Length = 1.2079 miles

Clerk Of Course :	Stewards :	Timekeeper : Alan Povey
-------------------	------------	-------------------------

Results can be found at www.tsl-timing.com

Printed - 09:26 Saturday, 02 October 2021



BMCRC - MRO Championships 2021 - Rnd 6 @ Brands Hatch Indy



MRO Minitwins

RACE 2 - CLASSIFICATION

POS	NO	NAME	ENTRY	LAPS	TIME	GAP	DIFF	MPH	BEST	ON
1	96	Dan HARRIS	Suzuki SV650 - HP Racing	10	9:54.925			73.09	57.929	6
2	661	Cameron HARRIS	Suzuki SV650 - Harris Performance	10	10:00.859	5.934	5.934	72.37	58.132	6
3	78	Keith POVAH	Suzuki SV650 - Instagram @crap.sack give us a foll	10	10:08.341	13.416	7.482	71.48	59.239	7
4	95	John REYNOLDS	Suzuki SV650 - Fins Motorcycles	10	10:11.512	16.587	3.171	71.11	59.828	9
5	16	Martin COOPER	Suzuki SV650 -	10	10:15.375	20.450	3.863	70.66	1:00.023	6
6	19	Kevin LILLEY	Suzuki SV650 - Trafalgar Cleaning Eqpt. / Steve Jor	10	10:16.542	21.617	1.167	70.53	1:00.356	8
7	66	Mitch DUCRAN	Suzuki SV650 - JP Haulage	10	10:23.425	28.500	6.883	69.75	1:00.530	8
8	62	James KING	Suzuki SV650 - King and Drury construction	10	10:23.677	28.752	0.252	69.72	59.949	8
9	5	Barry MANTELL	Suzuki SV650 - Swedish car connection	10	10:41.911	46.986	18.234	67.74	1:02.440	8
10	159	Benn RIDGWELL	Suzuki SV650 - Ridgey Racing	10	10:42.336	47.411	0.425	67.69	1:02.546	3
11	30	Owen MELLOR	Suzuki SV650 - Team Mellor Racing	10	10:42.998	48.073	0.662	67.63	1:01.855	9
12	40	Simon WILKINSON	Suzuki SV650 - S P Wilkinson Engineering Ltd	10	10:46.477	51.552	3.479	67.26	1:02.875	2
13	47	Tristan BOHANAN	Suzuki SV650 - Myself	10	10:56.946	1:02.021	10.469	66.19	1:03.689	9
14	44	Tony PARKER	Suzuki SV650 - Insta-emerald_elevators	9	9:58.705	1 Lap	1 Lap	65.37	1:04.820	8
15	99	Lee ELLIS	Suzuki SV650 -	9	10:00.651	1 Lap	1.946	65.15	1:05.604	8
16	138	Craig JARMIN	Suzuki SV650 - BK Racing	9	10:06.144	1 Lap	5.493	64.56	1:05.280	9
17	198	Tony BOTTO	Suzuki SV650 - TB Motorcycles	9	10:06.686	1 Lap	0.542	64.51	1:06.128	9
18	101	Jon BARNES	Suzuki SV650 - Holder Tree Services	9	10:06.842	1 Lap	0.156	64.49	1:05.512	8
19	116	Gareth FAITH	Suzuki SV650 - Sitramoto	9	10:07.173	1 Lap	0.331	64.45	1:04.926	9
20	29	Hayden KILLWORTH	Suzuki SV650 - BK Racing	9	10:11.623	1 Lap	4.450	63.98	1:05.635	7
21	84	Ricardo BRANCO	Suzuki SV650 - IMP Racing	9	10:28.892	1 Lap	17.269	62.23	1:08.022	7
22	94	Rebecca HOUGHTON	Suzuki SV650 -	9	10:29.931	1 Lap	1.039	62.12	1:07.862	6
23	144	Nick CRONIN	Suzuki SV650 -	9	10:30.446	1 Lap	0.515	62.07	1:07.800	6
24	70	Vanessa GILLAM	Suzuki SV650 - No More Straps Ltd	8	10:06.114	2 Laps	1 Lap	57.39	1:12.686	8

NOT CLASSIFIED

DNF	184	David TWYFORD	Suzuki SV650 -	9	9:07.005	1 Lap	0.000	71.54	58.968	7
DNF	34	Andrew JOHNSON	Suzuki SV650 - Rose & Charlie Racing	2	2:13.108	8 Laps	7 Laps	65.33	1:02.338	2

FASTEST LAP

96	Dan HARRIS	Suzuki SV650 - HP Racing	6	57.929	75.06 mph	120.80 kph
----	------------	--------------------------	---	--------	-----------	------------

92.5% of Race Speed = 67.60 mph

Weather / Track : Rain / Wet

These results are provisional until the conclusion of any judicial and technical matters.

Brands Hatch Indy: 1.2079 miles
Race Distance: 10 Laps / 12.07 miles
Start: 11:52 Flag 12:02 End: 12:03

Clerk Of Course :	Stewards :	Timekeeper : Alan Povey
-------------------	------------	-------------------------

Results can be found at www.tsl-timing.com

Printed - 12:06 Saturday, 02 October 2021



BMCRC - MRO Championships 2021 - Rnd 6 @ Brands Hatch Indy

MRO Minitwins

RACE 2 - LAP CHART

LAP 1 @ 11:53:51.721			LAP 2 @ 11:54:51.338			LAP 3 @ 11:55:50.767			LAP 4 @ 11:56:49.724			LAP 5 @ 11:57:48.231		
NO	BEHIND	LAP TIME	NO	BEHIND	LAP TIME	NO	BEHIND	LAP TIME	NO	BEHIND	LAP TIME	NO	BEHIND	LAP TIME
95		1:06.342	96		59.575	661		59.265	96		58.839	96		58.507
96	0.042	1:06.384	661	0.164	59.670	96	0.118	59.547	661	0.482	59.439	661	0.732	58.757
661	0.111	1:06.453	95	1.770	1:01.387	95	3.097	1:00.756	95	4.672	1:00.532	78	6.027	59.737
184	0.517	1:06.859	184	2.179	1:01.279	184	3.266	1:00.516	78	4.797	1:00.220	184	6.167	59.750
78	0.822	1:07.164	78	2.442	1:01.237	78	3.534	1:00.521	184	4.924	1:00.615	95	7.076	1:00.911
16	0.837	1:07.179	19	3.356	1:01.643	16	5.254	1:00.931	19	7.114	1:00.695	70	1 Lap	1:14.021
19	1.330	1:07.672	16	3.752	1:02.532	19	5.376	1:01.449	16	7.213	1:00.916	16	9.545	1:00.839
66	2.561	1:08.903	66	5.809	1:02.865	66	7.937	1:01.557	66	11.318	1:02.338	19	9.584	1:00.977
62	3.979	1:10.321	62	6.006	1:01.644	62	8.343	1:01.766	62	11.430	1:02.044	66	13.943	1:01.132
40	4.331	1:10.673	34	7.149	1:02.338	40	11.770	1:03.610	159	15.883	1:02.829	62	14.911	1:01.988
5	4.355	1:10.697	40	7.589	1:02.875	159	12.011	1:02.546	40	17.096	1:04.283	159	22.563	1:05.187
34	4.428	1:10.770	5	8.733	1:03.995	5	13.336	1:04.032	5	17.764	1:03.385	5	22.951	1:03.694
99	4.436	1:10.778	159	8.894	1:03.566	30	15.891	1:04.358	30	20.966	1:04.032	40	23.124	1:04.535
159	4.945	1:11.287	99	10.694	1:05.875	99	18.135	1:06.870	99	25.865	1:06.687	30	26.211	1:03.752
30	5.201	1:11.543	30	10.962	1:05.378	47	21.169	1:04.645	47	26.123	1:03.911	47	32.257	1:04.641
198	7.475	1:13.817	198	14.185	1:06.327	198	21.580	1:06.824	44	28.837	1:05.564	99	34.068	1:06.710
44	8.178	1:14.520	44	14.828	1:06.267	44	22.230	1:06.831	198	30.062	1:07.439	44	35.474	1:05.144
29	9.110	1:15.452	47	15.953	1:04.416	29	23.598	1:06.636	138	31.816	1:06.452	198	38.221	1:06.666
138	9.621	1:15.963	29	16.391	1:06.898	138	24.321	1:06.716	29	31.852	1:07.211	116	39.048	1:05.597
101	10.307	1:16.649	138	17.034	1:07.030	101	25.742	1:06.745	116	31.958	1:04.989	29	39.449	1:06.104
47	11.154	1:17.496	101	18.426	1:07.736	116	25.926	1:06.427	101	33.340	1:06.555	138	39.569	1:06.260
116	11.173	1:17.515	116	18.928	1:07.372	84	31.358	1:09.106	84	42.062	1:09.661	101	40.760	1:05.927
84	12.586	1:18.928	84	21.681	1:08.712	94	32.946	1:08.453	94	42.599	1:08.610	84	52.219	1:08.664
144	13.043	1:19.385	94	23.922	1:09.847	144	33.687	1:08.449	144	42.978	1:08.248	94	52.858	1:08.766
94	13.692	1:20.034	144	24.667	1:11.241	70	52.882	1:15.990				144	53.156	1:08.685
70	19.154	1:25.496	70	36.321	1:16.784									

BMCRC - MRO Championships 2021 - Rnd 6 @ Brands Hatch Indy

MRO Minitwins

RACE 2 - LAP CHART

LAP 6 @ 11:58:46.160			LAP 7 @ 11:59:44.441			LAP 8 @ 12:00:42.387			LAP 9 @ 12:01:41.252			LAP 10 @ 12:02:40.304		
NO	BEHIND	LAP TIME	NO	BEHIND	LAP TIME	NO	BEHIND	LAP TIME	NO	BEHIND	LAP TIME	NO	BEHIND	LAP TIME
96		57.929	96		58.281	96		57.946	96		58.865	96		59.052
661	0.935	58.132	661	3.094	1:00.440	661	3.994	58.846	198	1 Lap	1:06.252	44	1 Lap	1:05.222
184	7.738	59.500	84	1 Lap	1:08.184	78	10.568	59.773	138	1 Lap	1:06.114	99	1 Lap	1:06.200
78	7.783	59.685	94	1 Lap	1:07.862	184	10.681	1:00.202	661	5.230	1:00.101	661	5.934	59.756
95	9.510	1:00.363	144	1 Lap	1:07.800	95	13.888	1:00.341	101	1 Lap	1:05.512	70	2 Laps	1:12.686
16	11.639	1:00.023	184	8.425	58.968	84	1 Lap	1:08.022	116	1 Lap	1:07.069	138	1 Lap	1:05.280
19	12.428	1:00.773	78	8.741	59.239	94	1 Lap	1:08.861	29	1 Lap	1:07.727	198	1 Lap	1:06.128
66	16.941	1:00.927	95	11.493	1:00.264	144	1 Lap	1:08.788	184	11.132	59.316	101	1 Lap	1:05.522
62	19.125	1:02.143	16	13.802	1:00.444	16	16.050	1:00.194	78	11.333	59.630	116	1 Lap	1:04.926
70	1 Lap	1:13.470	19	14.663	1:00.516	19	17.073	1:00.356	95	14.851	59.828	78	13.416	1:01.135
159	27.993	1:03.359	66	19.549	1:00.889	66	22.133	1:00.530	16	18.051	1:00.866	95	16.587	1:00.788
5	28.191	1:03.169	62	21.520	1:00.676	62	23.523	59.949	19	19.701	1:01.493	29	1 Lap	1:08.938
40	29.340	1:04.145	5	32.815	1:02.905	5	37.309	1:02.440	84	1 Lap	1:08.658	16	20.450	1:01.451
30	30.867	1:02.585	159	33.511	1:03.799	159	38.392	1:02.827	66	24.630	1:01.362	19	21.617	1:00.968
47	38.907	1:04.579	40	35.191	1:04.132	40	41.514	1:04.269	94	1 Lap	1:08.195	66	28.500	1:02.922
99	41.914	1:05.775	30	36.158	1:03.572	30	41.713	1:03.501	144	1 Lap	1:09.055	62	28.752	1:01.850
44	42.427	1:04.882	70	1 Lap	1:14.427	47	51.498	1:04.219	62	25.954	1:01.296	84	1 Lap	1:08.957
198	47.142	1:06.850	47	45.225	1:04.599	70	1 Lap	1:13.240	5	41.502	1:03.058	94	1 Lap	1:09.303
116	48.170	1:07.051	44	49.601	1:05.455	44	56.475	1:04.820	159	42.589	1:03.062	144	1 Lap	1:08.795
138	48.463	1:06.823	99	49.785	1:06.152	99	57.443	1:05.604	30	44.703	1:01.855	5	46.986	1:04.536
29	48.542	1:07.022	198	55.244	1:06.383				40	45.980	1:03.331	159	47.411	1:03.874
101	48.851	1:06.020	138	55.688	1:05.506				47	56.322	1:03.689	30	48.073	1:02.422
			29	55.896	1:05.635							40	51.552	1:04.624
			116	56.116	1:06.227							47	1:02.021	1:04.751
			101	56.746	1:06.176									

Weather / Track : Rain / Wet

Results can be found at www.tsl-timing.com

Page 2 of 2

Brands Hatch Indy
Circuit Length = 1.2079 miles
Start: 11:52 Flag 12:02 End: 12:03

Printed - 12:07 Saturday, 02 October 2021

BMCRC - MRO Championships 2021 - Rnd 6 @ Brands Hatch Indy

MRO Minitwins

RACE 2 - SECTOR ANALYSIS



SECTOR 1 = FL to I1, SECTOR 2 = I1 to FL, DIFF = Difference To Personal Best Lap, P = Crossed Finish Line in Pit Lane, D = Time Disallowed

P1 96		Dan HARRIS		Suzuki SV650 - HP Racing			
IDEAL LAP TIME : 57.674		BEST LAP TIME : 57.929		DIFFERENCE : 0.255			
LAP	SECTOR 1	SECTOR 2	LAP TIME	MPH	DIFF	TIME OF DAY	
1 -		24.868	1:06.384	65.50	8.455	11:53:51.763	
2 -	36.070	23.505	59.575	72.99	1.646	11:54:51.338	
3 -	35.674	23.873	59.547	73.02	1.618	11:55:50.885	
4 -	35.567	23.272	58.839	73.90	0.910	11:56:49.724	
5 -	35.006	23.501	58.507	74.32	0.578	11:57:48.231	
6 -	34.933	22.996	57.929 (1)	75.06		11:58:46.160	
7 -	35.070	23.211	58.281 (3)	74.61	0.352	11:59:44.441	
8 -	34.678	23.268	57.946 (2)	75.04	0.017	12:00:42.387	
9 -	35.664	23.201	58.865	73.87	0.936	12:01:41.252	
10 -	35.485	23.567	59.052	73.64	1.123	12:02:40.304	

P2 661		Cameron HARRIS		Suzuki SV650 - Harris Performance			
IDEAL LAP TIME : 58.128		BEST LAP TIME : 58.132		DIFFERENCE : 0.004			
LAP	SECTOR 1	SECTOR 2	LAP TIME	MPH	DIFF	TIME OF DAY	
1 -		24.489	1:06.453	65.43	8.321	11:53:51.832	
2 -	36.046	23.624	59.670	72.87	1.538	11:54:51.502	
3 -	35.493	23.772	59.265	73.37	1.133	11:55:50.767	
4 -	35.976	23.463	59.439	73.16	1.307	11:56:50.206	
5 -	35.211	23.546	58.757 (2)	74.00	0.625	11:57:48.963	
6 -	34.665	23.467	58.132 (1)	74.80		11:58:47.095	
7 -	35.262	25.178	1:00.440	71.94	2.308	11:59:47.535	
8 -	35.271	23.575	58.846 (3)	73.89	0.714	12:00:46.381	
9 -	35.204	24.897	1:00.101	72.35	1.969	12:01:46.482	
10 -	36.138	23.618	59.756	72.77	1.624	12:02:46.238	

P3 78		Keith POVAH		Suzuki SV650 - Instagram @crap.sack give us a follow!			
IDEAL LAP TIME : 59.164		BEST LAP TIME : 59.239		DIFFERENCE : 0.075			
LAP	SECTOR 1	SECTOR 2	LAP TIME	MPH	DIFF	TIME OF DAY	
1 -		24.869	1:07.164	64.74	7.925	11:53:52.543	
2 -	36.865	24.372	1:01.237	71.01	1.998	11:54:53.780	
3 -	36.317	24.204	1:00.521	71.85	1.282	11:55:54.301	
4 -	36.070	24.150	1:00.220	72.21	0.981	11:56:54.521	
5 -	35.690	24.047	59.737	72.79	0.498	11:57:54.258	
6 -	35.791	23.894	59.685 (3)	72.85	0.446	11:58:53.943	
7 -	35.627	23.612	59.239 (1)	73.40		11:59:53.182	
8 -	36.127	23.646	59.773	72.75	0.534	12:00:52.955	
9 -	35.552	24.078	59.630 (2)	72.92	0.391	12:01:52.585	
10 -	36.716	24.419	1:01.135	71.13	1.896	12:02:53.720	

P4 95		John REYNOLDS		Suzuki SV650 - Fins Motorcycles			
IDEAL LAP TIME : 59.694		BEST LAP TIME : 59.828		DIFFERENCE : 0.134			
LAP	SECTOR 1	SECTOR 2	LAP TIME	MPH	DIFF	TIME OF DAY	
1 -		25.087	1:06.342	65.54	6.514	11:53:51.721	
2 -	37.089	24.298	1:01.387	70.83	1.559	11:54:53.108	
3 -	36.342	24.414	1:00.756	71.57	0.928	11:55:53.864	
4 -	36.271	24.261	1:00.532	71.83	0.704	11:56:54.396	
5 -	36.667	24.244	1:00.911	71.39	1.083	11:57:55.307	
6 -	36.126	24.237	1:00.363	72.04	0.535	11:58:55.670	
7 -	36.227	24.037	1:00.264 (2)	72.15	0.436	11:59:55.934	
8 -	35.793	24.548	1:00.341 (3)	72.06	0.513	12:00:56.275	
9 -	35.657	24.171	59.828 (1)	72.68		12:01:56.103	
10 -	36.153	24.635	1:00.788	71.53	0.960	12:02:56.891	

Weather / Track : Rain / Wet

Brands Hatch Indy
Circuit Length = 1.2079 miles
Start: 11:52 Flag 12:02 End: 12:03

BMCRC - MRO Championships 2021 - Rnd 6 @ Brands Hatch Indy

MRO Minitwins

RACE 2 - SECTOR ANALYSIS



SECTOR 1 = FL to I1, SECTOR 2 = I1 to FL, DIFF = Difference To Personal Best Lap, P = Crossed Finish Line in Pit Lane, D = Time Disallowed

P5 16		Martin COOPER		Suzuki SV650 -			
IDEAL LAP TIME : 59.978		BEST LAP TIME : 1:00.023		DIFFERENCE : 0.045			
LAP	SECTOR 1	SECTOR 2	LAP TIME	MPH	DIFF	TIME OF DAY	
1 -		25.023	1:07.179	64.73	7.156	11:53:52.558	
2 -	37.988	24.544	1:02.532	69.54	2.509	11:54:55.090	
3 -	36.598	24.333	1:00.931	71.36	0.908	11:55:56.021	
4 -	36.752	24.164	1:00.916	71.38	0.893	11:56:56.937	
5 -	36.666	24.173	1:00.839	71.47	0.816	11:57:57.776	
6 -	36.081	23.942	1:00.023 (1)	72.44		11:58:57.799	
7 -	36.175	24.269	1:00.444 (3)	71.94	0.421	11:59:58.243	
8 -	36.036	24.158	1:00.194 (2)	72.24	0.171	12:00:58.437	
9 -	36.556	24.310	1:00.866	71.44	0.843	12:01:59.303	
10 -	36.789	24.662	1:01.451	70.76	1.428	12:03:00.754	

P6 19		Kevin LILLEY		Suzuki SV650 - Trafalgar Cleaning Eqpt. / Steve Jordan Motorcy			
IDEAL LAP TIME : 1:00.113		BEST LAP TIME : 1:00.356		DIFFERENCE : 0.243			
LAP	SECTOR 1	SECTOR 2	LAP TIME	MPH	DIFF	TIME OF DAY	
1 -		24.971	1:07.672	64.25	7.316	11:53:53.051	
2 -	37.234	24.409	1:01.643	70.54	1.287	11:54:54.694	
3 -	36.754	24.695	1:01.449	70.76	1.093	11:55:56.143	
4 -	36.292	24.403	1:00.695 (3)	71.64	0.339	11:56:56.838	
5 -	36.444	24.533	1:00.977	71.31	0.621	11:57:57.815	
6 -	36.615	24.158	1:00.773	71.55	0.417	11:58:58.588	
7 -	36.010	24.506	1:00.516 (2)	71.85	0.160	11:59:59.104	
8 -	35.955	24.401	1:00.356 (1)	72.04		12:00:59.460	
9 -	36.881	24.612	1:01.493	70.71	1.137	12:02:00.953	
10 -	36.412	24.556	1:00.968	71.32	0.612	12:03:01.921	

P7 66		Mitch DUCRAN		Suzuki SV650 - JP Haulage			
IDEAL LAP TIME : 1:00.308		BEST LAP TIME : 1:00.530		DIFFERENCE : 0.222			
LAP	SECTOR 1	SECTOR 2	LAP TIME	MPH	DIFF	TIME OF DAY	
1 -		24.995	1:08.903	63.11	8.373	11:53:54.282	
2 -	38.117	24.748	1:02.865	69.17	2.335	11:54:57.147	
3 -	37.138	24.419	1:01.557	70.64	1.027	11:55:58.704	
4 -	37.610	24.728	1:02.338	69.75	1.808	11:57:01.042	
5 -	37.224	23.908	1:01.132	71.13	0.602	11:58:02.174	
6 -	37.005	23.922	1:00.927 (3)	71.37	0.397	11:59:03.101	
7 -	36.854	24.035	1:00.889 (2)	71.41	0.359	12:00:03.990	
8 -	36.400	24.130	1:00.530 (1)	71.84		12:01:04.520	
9 -	36.671	24.691	1:01.362	70.86	0.832	12:02:05.882	
10 -	38.152	24.770	1:02.922	69.11	2.392	12:03:08.804	

P8 62		James KING		Suzuki SV650 - King and Drury construction			
IDEAL LAP TIME : 59.818		BEST LAP TIME : 59.949		DIFFERENCE : 0.131			
LAP	SECTOR 1	SECTOR 2	LAP TIME	MPH	DIFF	TIME OF DAY	
1 -		25.314	1:10.321	61.83	10.372	11:53:55.700	
2 -	37.307	24.337	1:01.644	70.54	1.695	11:54:57.344	
3 -	37.352	24.414	1:01.766	70.40	1.817	11:55:59.110	
4 -	37.787	24.257	1:02.044	70.08	2.095	11:57:01.154	
5 -	37.702	24.286	1:01.988	70.15	2.039	11:58:03.142	
6 -	37.819	24.324	1:02.143	69.97	2.194	11:59:05.285	
7 -	36.612	24.064	1:00.676 (2)	71.66	0.727	12:00:05.961	
8 -	35.922	24.027	59.949 (1)	72.53		12:01:05.910	
9 -	37.400	23.896	1:01.296 (3)	70.94	1.347	12:02:07.206	
10 -	37.928	23.922	1:01.850	70.30	1.901	12:03:09.056	

Weather / Track : Rain / Wet

Brands Hatch Indy
Circuit Length = 1.2079 miles
Start: 11:52 Flag 12:02 End: 12:03

BMCRC - MRO Championships 2021 - Rnd 6 @ Brands Hatch Indy

MRO Minitwins

RACE 2 - SECTOR ANALYSIS



SECTOR 1 = FL to I1, SECTOR 2 = I1 to FL, DIFF = Difference To Personal Best Lap, P = Crossed Finish Line in Pit Lane, D = Time Disallowed

P9 5		Barry MANTELL		Suzuki SV650 - Swedish car connection		
IDEAL LAP TIME : 1:02.272		BEST LAP TIME : 1:02.440		DIFFERENCE : 0.168		
LAP	SECTOR 1	SECTOR 2	LAP TIME	MPH	DIFF	TIME OF DAY
1 -		26.317	1:10.697	61.51	8.257	11:53:56.076
2 -	38.385	25.610	1:03.995	67.95	1.555	11:55:00.071
3 -	38.490	25.542	1:04.032	67.91	1.592	11:56:04.103
4 -	38.010	25.375	1:03.385	68.60	0.945	11:57:07.488
5 -	38.123	25.571	1:03.694	68.27	1.254	11:58:11.182
6 -	38.139	25.030	1:03.169	68.84	0.729	11:59:14.351
7 -	38.078	24.827	1:02.905 (2)	69.12	0.465	12:00:17.256
8 -	37.504	24.936	1:02.440 (1)	69.64		12:01:19.696
9 -	37.445	25.613	1:03.058 (3)	68.96	0.618	12:02:22.754
10 -	38.994	25.542	1:04.536	67.38	2.096	12:03:27.290

P10 159		Benn RIDGWELL		Suzuki SV650 - Ridgey Racing		
IDEAL LAP TIME : 1:02.438		BEST LAP TIME : 1:02.546		DIFFERENCE : 0.108		
LAP	SECTOR 1	SECTOR 2	LAP TIME	MPH	DIFF	TIME OF DAY
1 -		25.590	1:11.287	61.00	8.741	11:53:56.666
2 -	38.660	24.906	1:03.566	68.41	1.020	11:55:00.232
3 -	37.590	24.956	1:02.546 (1)	69.52		11:56:02.778
4 -	37.981	24.848	1:02.829 (3)	69.21	0.283	11:57:05.607
5 -	39.132	26.055	1:05.187	66.70	2.641	11:58:10.794
6 -	37.885	25.474	1:03.359	68.63	0.813	11:59:14.153
7 -	38.711	25.088	1:03.799	68.16	1.253	12:00:17.952
8 -	37.869	24.958	1:02.827 (2)	69.21	0.281	12:01:20.779
9 -	38.062	25.000	1:03.062	68.95	0.516	12:02:23.841
10 -	38.421	25.453	1:03.874	68.08	1.328	12:03:27.715

P11 30		Owen MELLOR		Suzuki SV650 - Team Mellor Racing		
IDEAL LAP TIME : 1:01.855		BEST LAP TIME : 1:01.855		DIFFERENCE : 0.000		
LAP	SECTOR 1	SECTOR 2	LAP TIME	MPH	DIFF	TIME OF DAY
1 -		25.983	1:11.543	60.78	9.688	11:53:56.922
2 -	39.911	25.467	1:05.378	66.51	3.523	11:55:02.300
3 -	38.738	25.620	1:04.358	67.56	2.503	11:56:06.658
4 -	38.852	25.180	1:04.032	67.91	2.177	11:57:10.690
5 -	38.683	25.069	1:03.752	68.21	1.897	11:58:14.442
6 -	38.041	24.544	1:02.585 (3)	69.48	0.730	11:59:17.027
7 -	38.454	25.118	1:03.572	68.40	1.717	12:00:20.599
8 -	38.319	25.182	1:03.501	68.48	1.646	12:01:24.100
9 -	37.447	24.408	1:01.855 (1)	70.30		12:02:25.955
10 -	37.736	24.686	1:02.422 (2)	69.66	0.567	12:03:28.377

P12 40		Simon WILKINSON		Suzuki SV650 - S P Wilkinson Engineering Ltd		
IDEAL LAP TIME : 1:02.875		BEST LAP TIME : 1:02.875		DIFFERENCE : 0.000		
LAP	SECTOR 1	SECTOR 2	LAP TIME	MPH	DIFF	TIME OF DAY
1 -		25.726	1:10.673	61.53	7.798	11:53:56.052
2 -	38.137	24.738	1:02.875 (1)	69.16		11:54:58.927
3 -	38.730	24.880	1:03.610 (3)	68.36	0.735	11:56:02.537
4 -	39.220	25.063	1:04.283	67.64	1.408	11:57:06.820
5 -	38.451	26.084	1:04.535	67.38	1.660	11:58:11.355
6 -	38.776	25.369	1:04.145	67.79	1.270	11:59:15.500
7 -	38.759	25.373	1:04.132	67.80	1.257	12:00:19.632
8 -	38.836	25.433	1:04.269	67.66	1.394	12:01:23.901
9 -	38.218	25.113	1:03.331 (2)	68.66	0.456	12:02:27.232
10 -	39.092	25.532	1:04.624	67.29	1.749	12:03:31.856

Weather / Track : Rain / Wet

Brands Hatch Indy
Circuit Length = 1.2079 miles
Start: 11:52 Flag 12:02 End: 12:03

BMCRC - MRO Championships 2021 - Rnd 6 @ Brands Hatch Indy

MRO Minitwins

RACE 2 - SECTOR ANALYSIS



SECTOR 1 = FL to I1, SECTOR 2 = I1 to FL, DIFF = Difference To Personal Best Lap, P = Crossed Finish Line in Pit Lane, D = Time Disallowed

P13 47		Tristan BOHANAN		Suzuki SV650 - Myself		
IDEAL LAP TIME : 1:03.689		BEST LAP TIME : 1:03.689		DIFFERENCE : 0.000		
LAP	SECTOR 1	SECTOR 2	LAP TIME	MPH	DIFF	TIME OF DAY
1 -		26.964	1:17.496	56.11	13.807	11:54:02.875
2 -	39.039	25.377	1:04.416	67.50	0.727	11:55:07.291
3 -	39.152	25.493	1:04.645	67.26	0.956	11:56:11.936
4 -	38.739	25.172	1:03.911 (2)	68.04	0.222	11:57:15.847
5 -	39.270	25.371	1:04.641	67.27	0.952	11:58:20.488
6 -	39.112	25.467	1:04.579	67.33	0.890	11:59:25.067
7 -	39.096	25.503	1:04.599	67.31	0.910	12:00:29.666
8 -	38.898	25.321	1:04.219 (3)	67.71	0.530	12:01:33.885
9 -	38.575	25.114	1:03.689 (1)	68.27		12:02:37.574
10 -	39.228	25.523	1:04.751	67.15	1.062	12:03:42.325

P14 44		Tony PARKER		Suzuki SV650 - Insta-emerald_elevators		
IDEAL LAP TIME : 1:04.672		BEST LAP TIME : 1:04.820		DIFFERENCE : 0.148		
LAP	SECTOR 1	SECTOR 2	LAP TIME	MPH	DIFF	TIME OF DAY
1 -		26.630	1:14.520	58.35	9.700	11:53:59.899
2 -	39.694	26.573	1:06.267	65.62	1.447	11:55:06.166
3 -	40.452	26.379	1:06.831	65.06	2.011	11:56:12.997
4 -	39.668	25.896	1:05.564	66.32	0.744	11:57:18.561
5 -	39.346	25.798	1:05.144 (3)	66.75	0.324	11:58:23.705
6 -	39.144	25.738	1:04.882 (2)	67.02	0.062	11:59:28.587
7 -	39.729	25.726	1:05.455	66.43	0.635	12:00:34.042
8 -	39.292	25.528	1:04.820 (1)	67.08		12:01:38.862
9 -	39.215	26.007	1:05.222	66.67	0.402	12:02:44.084

P15 99		Lee ELLIS		Suzuki SV650 -		
IDEAL LAP TIME : 1:05.585		BEST LAP TIME : 1:05.604		DIFFERENCE : 0.019		
LAP	SECTOR 1	SECTOR 2	LAP TIME	MPH	DIFF	TIME OF DAY
1 -		26.395	1:10.778	61.43	5.174	11:53:56.157
2 -	39.216	26.659	1:05.875 (3)	66.01	0.271	11:55:02.032
3 -	40.107	26.763	1:06.870	65.03	1.266	11:56:08.902
4 -	39.858	26.829	1:06.687	65.20	1.083	11:57:15.589
5 -	40.333	26.377	1:06.710	65.18	1.106	11:58:22.299
6 -	39.391	26.384	1:05.775 (2)	66.11	0.171	11:59:28.074
7 -	39.636	26.516	1:06.152	65.73	0.548	12:00:34.226
8 -	39.235	26.369	1:05.604 (1)	66.28		12:01:39.830
9 -	39.566	26.634	1:06.200	65.68	0.596	12:02:46.030

P16 138		Craig JARMIN		Suzuki SV650 - BK Racing		
IDEAL LAP TIME : 1:05.140		BEST LAP TIME : 1:05.280		DIFFERENCE : 0.140		
LAP	SECTOR 1	SECTOR 2	LAP TIME	MPH	DIFF	TIME OF DAY
1 -		27.188	1:15.963	57.24	10.683	11:54:01.342
2 -	41.026	26.004	1:07.030	64.87	1.750	11:55:08.372
3 -	40.284	26.432	1:06.716	65.18	1.436	11:56:15.088
4 -	39.850	26.602	1:06.452	65.43	1.172	11:57:21.540
5 -	40.160	26.100	1:06.260	65.62	0.980	11:58:27.800
6 -	40.340	26.483	1:06.823	65.07	1.543	11:59:34.623
7 -	39.931	25.575	1:05.506 (2)	66.38	0.226	12:00:40.129
8 -	40.166	25.948	1:06.114 (3)	65.77	0.834	12:01:46.243
9 -	39.565	25.715	1:05.280 (1)	66.61		12:02:51.523

Weather / Track : Rain / Wet

Brands Hatch Indy
Circuit Length = 1.2079 miles
Start: 11:52 Flag 12:02 End: 12:03

BMCRC - MRO Championships 2021 - Rnd 6 @ Brands Hatch Indy

MRO Minitwins

RACE 2 - SECTOR ANALYSIS



SECTOR 1 = FL to I1, SECTOR 2 = I1 to FL, DIFF = Difference To Personal Best Lap, P = Crossed Finish Line in Pit Lane, D = Time Disallowed

P17 198		Tony BOTTO		Suzuki SV650 - TB Motorcycles			
IDEAL LAP TIME : 1:05.592		BEST LAP TIME : 1:06.128		DIFFERENCE : 0.536			
LAP	SECTOR 1	SECTOR 2	LAP TIME	MPH	DIFF	TIME OF DAY	
1 -		26.872	1:13.817	58.91	7.689	11:53:59.196	
2 -	39.940	26.387	1:06.327 (3)	65.56	0.199	11:55:05.523	
3 -	40.185	26.639	1:06.824	65.07	0.696	11:56:12.347	
4 -	40.951	26.488	1:07.439	64.48	1.311	11:57:19.786	
5 -	40.018	26.648	1:06.666	65.22	0.538	11:58:26.452	
6 -	40.221	26.629	1:06.850	65.05	0.722	11:59:33.302	
7 -	39.768	26.615	1:06.383	65.50	0.255	12:00:39.685	
8 -	40.293	25.959	1:06.252 (2)	65.63	0.124	12:01:45.937	
9 -	40.304	25.824	1:06.128 (1)	65.76		12:02:52.065	

P18 101		Jon BARNES		Suzuki SV650 - Holder Tree Services			
IDEAL LAP TIME : 1:05.261		BEST LAP TIME : 1:05.512		DIFFERENCE : 0.251			
LAP	SECTOR 1	SECTOR 2	LAP TIME	MPH	DIFF	TIME OF DAY	
1 -		27.243	1:16.649	56.73	11.137	11:54:02.028	
2 -	41.634	26.102	1:07.736	64.19	2.224	11:55:09.764	
3 -	40.425	26.320	1:06.745	65.15	1.233	11:56:16.509	
4 -	40.643	25.912	1:06.555	65.33	1.043	11:57:23.064	
5 -	40.249	25.678	1:05.927 (3)	65.96	0.415	11:58:28.991	
6 -	40.036	25.984	1:06.020	65.86	0.508	11:59:35.011	
7 -	40.514	25.662	1:06.176	65.71	0.664	12:00:41.187	
8 -	39.768	25.744	1:05.512 (1)	66.37		12:01:46.699	
9 -	40.029	25.493	1:05.522 (2)	66.36	0.010	12:02:52.221	

P19 116		Gareth FAITH		Suzuki SV650 - Sitramoto			
IDEAL LAP TIME : 1:04.914		BEST LAP TIME : 1:04.926		DIFFERENCE : 0.012			
LAP	SECTOR 1	SECTOR 2	LAP TIME	MPH	DIFF	TIME OF DAY	
1 -		27.150	1:17.515	56.10	12.589	11:54:02.894	
2 -	41.393	25.979	1:07.372	64.54	2.446	11:55:10.266	
3 -	40.462	25.965	1:06.427	65.46	1.501	11:56:16.693	
4 -	39.399	25.590	1:04.989 (2)	66.91	0.063	11:57:21.682	
5 -	39.994	25.603	1:05.597 (3)	66.29	0.671	11:58:27.279	
6 -	40.599	26.452	1:07.051	64.85	2.125	11:59:34.330	
7 -	40.651	25.576	1:06.227	65.66	1.301	12:00:40.557	
8 -	40.456	26.613	1:07.069	64.83	2.143	12:01:47.626	
9 -	39.411	25.515	1:04.926 (1)	66.97		12:02:52.552	

P20 29		Hayden KILLWORTH		Suzuki SV650 - BK Racing			
IDEAL LAP TIME : 1:05.635		BEST LAP TIME : 1:05.635		DIFFERENCE : 0.000			
LAP	SECTOR 1	SECTOR 2	LAP TIME	MPH	DIFF	TIME OF DAY	
1 -		27.208	1:15.452	57.63	9.817	11:54:00.831	
2 -	40.222	26.676	1:06.898	65.00	1.263	11:55:07.729	
3 -	39.952	26.684	1:06.636 (3)	65.25	1.001	11:56:14.365	
4 -	40.314	26.897	1:07.211	64.70	1.576	11:57:21.576	
5 -	39.380	26.724	1:06.104 (2)	65.78	0.469	11:58:27.680	
6 -	39.944	27.078	1:07.022	64.88	1.387	11:59:34.702	
7 -	39.252	26.383	1:05.635 (1)	66.25		12:00:40.337	
8 -	40.309	27.418	1:07.727	64.20	2.092	12:01:48.064	
9 -	41.308	27.630	1:08.938	63.07	3.303	12:02:57.002	

Weather / Track : Rain / Wet

Brands Hatch Indy
Circuit Length = 1.2079 miles
Start: 11:52 Flag 12:02 End: 12:03

BMCRC - MRO Championships 2021 - Rnd 6 @ Brands Hatch Indy

MRO Minitwins

RACE 2 - SECTOR ANALYSIS



SECTOR 1 = FL to I1, SECTOR 2 = I1 to FL, DIFF = Difference To Personal Best Lap, P = Crossed Finish Line in Pit Lane, D = Time Disallowed

P21 84		Ricardo BRANCO		Suzuki SV650 - IMP Racing			
IDEAL LAP TIME : 1:07.186		BEST LAP TIME : 1:08.022		DIFFERENCE : 0.836			
LAP	SECTOR 1	SECTOR 2	LAP TIME	MPH	DIFF	TIME OF DAY	
1 -		28.058	1:18.928	55.09	10.906	11:54:04.307	
2 -	41.999	26.713	1:08.712	63.28	0.690	11:55:13.019	
3 -	41.551	27.555	1:09.106	62.92	1.084	11:56:22.125	
4 -	42.078	27.583	1:09.661	62.42	1.639	11:57:31.786	
5 -	41.861	26.803	1:08.664	63.33	0.642	11:58:40.450	
6 -	40.473	27.711	1:08.184 (2)	63.77	0.162	11:59:48.634	
7 -	41.186	26.836	1:08.022 (1)	63.92		12:00:56.656	
8 -	41.317	27.341	1:08.658 (3)	63.33	0.636	12:02:05.314	
9 -	41.561	27.396	1:08.957	63.06	0.935	12:03:14.271	

P22 94		Rebecca HOUGHTON		Suzuki SV650 -			
IDEAL LAP TIME : 1:07.288		BEST LAP TIME : 1:07.862		DIFFERENCE : 0.574			
LAP	SECTOR 1	SECTOR 2	LAP TIME	MPH	DIFF	TIME OF DAY	
1 -		28.237	1:20.034	54.33	12.172	11:54:05.413	
2 -	42.879	26.968	1:09.847	62.25	1.985	11:55:15.260	
3 -	41.828	26.625	1:08.453 (3)	63.52	0.591	11:56:23.713	
4 -	41.458	27.152	1:08.610	63.38	0.748	11:57:32.323	
5 -	41.946	26.820	1:08.766	63.23	0.904	11:58:41.089	
6 -	40.663	27.199	1:07.862 (1)	64.08		11:59:48.951	
7 -	41.514	27.347	1:08.861	63.15	0.999	12:00:57.812	
8 -	41.522	26.673	1:08.195 (2)	63.76	0.333	12:02:06.007	
9 -	42.386	26.917	1:09.303	62.74	1.441	12:03:15.310	

P23 144		Nick CRONIN		Suzuki SV650 -			
IDEAL LAP TIME : 1:07.742		BEST LAP TIME : 1:07.800		DIFFERENCE : 0.058			
LAP	SECTOR 1	SECTOR 2	LAP TIME	MPH	DIFF	TIME OF DAY	
1 -		28.220	1:19.385	54.77	11.585	11:54:04.764	
2 -	44.109	27.132	1:11.241	61.04	3.441	11:55:16.005	
3 -	41.686	26.763	1:08.449 (3)	63.53	0.649	11:56:24.454	
4 -	41.444	26.804	1:08.248 (2)	63.71	0.448	11:57:32.702	
5 -	42.048	26.637	1:08.685	63.31	0.885	11:58:41.387	
6 -	41.105	26.695	1:07.800 (1)	64.13		11:59:49.187	
7 -	41.742	27.046	1:08.788	63.21	0.988	12:00:57.975	
8 -	42.093	26.962	1:09.055	62.97	1.255	12:02:07.030	
9 -	41.952	26.843	1:08.795	63.21	0.995	12:03:15.825	

P24 70		Vanessa GILLAM		Suzuki SV650 - No More Straps Ltd			
IDEAL LAP TIME : 1:12.686		BEST LAP TIME : 1:12.686		DIFFERENCE : 0.000			
LAP	SECTOR 1	SECTOR 2	LAP TIME	MPH	DIFF	TIME OF DAY	
1 -		30.412	1:25.496	50.86	12.810	11:54:10.875	
2 -	46.622	30.162	1:16.784	56.63	4.098	11:55:27.659	
3 -	46.502	29.488	1:15.990	57.22	3.304	11:56:43.649	
4 -	44.470	29.551	1:14.021	58.74	1.335	11:57:57.670	
5 -	44.469	29.001	1:13.470 (3)	59.18	0.784	11:59:11.140	
6 -	45.242	29.185	1:14.427	58.42	1.741	12:00:25.567	
7 -	44.399	28.841	1:13.240 (2)	59.37	0.554	12:01:38.807	
8 -	43.904	28.782	1:12.686 (1)	59.82		12:02:51.493	

Weather / Track : Rain / Wet

Brands Hatch Indy
Circuit Length = 1.2079 miles
Start: 11:52 Flag 12:02 End: 12:03

BMCRC - MRO Championships 2021 - Rnd 6 @ Brands Hatch Indy

MRO Minitwins

RACE 2 - SECTOR ANALYSIS



SECTOR 1 = FL to I1, SECTOR 2 = I1 to FL, DIFF = Difference To Personal Best Lap, P = Crossed Finish Line in Pit Lane, D = Time Disallowed

P25 184		David TWYFORD		Suzuki SV650 -			
IDEAL LAP TIME : 58.938		BEST LAP TIME : 58.968		DIFFERENCE : 0.030			
LAP	SECTOR 1	SECTOR 2	LAP TIME	MPH	DIFF	TIME OF DAY	
1 -		24.849	1:06.859	65.04	7.891	11:53:52.238	
2 -	36.841	24.438	1:01.279	70.96	2.311	11:54:53.517	
3 -	36.314	24.202	1:00.516	71.85	1.548	11:55:54.033	
4 -	36.699	23.916	1:00.615	71.74	1.647	11:56:54.648	
5 -	35.791	23.959	59.750	72.77	0.782	11:57:54.398	
6 -	35.801	23.699	59.500 (3)	73.08	0.532	11:58:53.898	
7 -	35.239	23.729	58.968 (1)	73.74		11:59:52.866	
8 -	36.468	23.734	1:00.202	72.23	1.234	12:00:53.068	
9 -	35.434	23.882	59.316 (2)	73.31	0.348	12:01:52.384	

P26 34		Andrew JOHNSON		Suzuki SV650 - Rose & Charlie Racing			
IDEAL LAP TIME : 1:02.338		BEST LAP TIME : 1:02.338		DIFFERENCE : 0.000			
LAP	SECTOR 1	SECTOR 2	LAP TIME	MPH	DIFF	TIME OF DAY	
1 -		25.087	1:10.770	61.44	8.432	11:53:56.149	
2 -	37.841	24.497	1:02.338 (1)	69.75		11:54:58.487	

BMCRC - MRO Championships 2021 - Rnd 6 @ Brands Hatch Indy

MRO Minitwins

RACE 2 - BEST SECTORS

SECTOR 1			SECTOR 2			IDEAL / BEST COMPARISON						
POS	NO	NAME	TIME	NO	NAME	TIME	POS	NO	NAME	IDEAL	BEST	DIFF
									PERFECT LAP	57.661		
1	661	HARRIS	34.665	96	HARRIS	22.996	1	96	HARRIS	57.674	57.929	0.255
2	96	HARRIS	34.678	661	HARRIS	23.463	2	661	HARRIS	58.128	58.132	0.004
3	184	TWYFORD	35.239	78	POVAH	23.612	3	184	TWYFORD	58.938	58.968	0.030
4	78	POVAH	35.552	184	TWYFORD	23.699	4	78	POVAH	59.164	59.239	0.075
5	95	REYNOLDS	35.657	62	KING	23.896	5	95	REYNOLDS	59.694	59.828	0.134
6	62	KING	35.922	66	DUCRAN	23.908	6	62	KING	59.818	59.949	0.131
7	19	LILLEY	35.955	16	COOPER	23.942	7	16	COOPER	59.978	1:00.023	0.045
8	16	COOPER	36.036	95	REYNOLDS	24.037	8	19	LILLEY	1:00.113	1:00.356	0.243
9	66	DUCRAN	36.400	19	LILLEY	24.158	9	66	DUCRAN	1:00.308	1:00.530	0.222
10	5	MANTELL	37.445	30	MELLOR	24.408	10	30	MELLOR	1:01.855	1:01.855	0.000
11	30	MELLOR	37.447	34	JOHNSON	24.497	11	5	MANTELL	1:02.272	1:02.440	0.168
12	159	RIDGWELL	37.590	40	WILKINSON	24.738	12	34	JOHNSON	1:02.338	1:02.338	0.000
13	34	JOHNSON	37.841	5	MANTELL	24.827	13	159	RIDGWELL	1:02.438	1:02.546	0.108
14	40	WILKINSON	38.137	159	RIDGWELL	24.848	14	40	WILKINSON	1:02.875	1:02.875	0.000
15	47	BOHANAN	38.575	47	BOHANAN	25.114	15	47	BOHANAN	1:03.689	1:03.689	0.000
16	44	PARKER	39.144	101	BARNES	25.493	16	44	PARKER	1:04.672	1:04.820	0.148
17	99	ELLIS	39.216	116	FAITH	25.515	17	116	FAITH	1:04.914	1:04.926	0.012
18	29	KILLWORTH	39.252	44	PARKER	25.528	18	138	JARMIN	1:05.140	1:05.280	0.140
19	116	FAITH	39.399	138	JARMIN	25.575	19	101	BARNES	1:05.261	1:05.512	0.251
20	138	JARMIN	39.565	198	BOTTO	25.824	20	99	ELLIS	1:05.585	1:05.604	0.019
21	198	BOTTO	39.768	99	ELLIS	26.369	21	198	BOTTO	1:05.592	1:06.128	0.536
22	101	BARNES	39.768	29	KILLWORTH	26.383	22	29	KILLWORTH	1:05.635	1:05.635	0.000
23	84	BRANCO	40.473	94	HOUGHTON	26.625	23	84	BRANCO	1:07.186	1:08.022	0.836
24	94	HOUGHTON	40.663	144	CRONIN	26.637	24	94	HOUGHTON	1:07.288	1:07.862	0.574
25	144	CRONIN	41.105	84	BRANCO	26.713	25	144	CRONIN	1:07.742	1:07.800	0.058
26	70	GILLAM	43.904	70	GILLAM	28.782	26	70	GILLAM	1:12.686	1:12.686	0.000

Weather / Track : Rain / Wet

Results can be found at www.tsl-timing.com

Brands Hatch Indy
Circuit Length = 1.2079 miles
Start: 11:52 Flag 12:02 End: 12:03

Printed - 12:07 Saturday, 02 October 2021

BMCRC - MRO Championships 2021 - Rnd 6 @ Brands Hatch Indy

MRO Minitwins

RACE 2 - STATISTICS

Competitors Started	26
Planned Start	2021-10-02 @ 12:10:00.000
Actual Start	2021-10-02 @ 11:52:45.378
Finish Time	2021-10-02 @ 12:02:40.303
Track Length	1.2079mi.
Total Laps	239
Total Distance Covered	288.6989mi.

Session Fastest Lap History

NO	NAME	LAP TIME	TIME OF DAY	LAP	VEHICLE
96	Dan HARRIS	59.575	11:54:51.363	2	Suzuki SV650
661	Cameron HARRIS	59.265	11:55:50.786	3	Suzuki SV650
96	Dan HARRIS	58.839	11:56:49.748	4	Suzuki SV650
96	Dan HARRIS	58.507	11:57:48.255	5	Suzuki SV650
96	Dan HARRIS	57.929	11:58:46.183	6	Suzuki SV650

Session Leader History

NO	NAME	FROM LAP	LAPS LED	DISTANCE	VEHICLE
95	John REYNOLDS	1	1	1.20 miles	Suzuki SV650
96	Dan HARRIS	2	1	1.20 miles	Suzuki SV650
661	Cameron HARRIS	3	1	1.20 miles	Suzuki SV650
96	Dan HARRIS	4	7	8.45 miles	Suzuki SV650

Flag History

TYPE	TIME OF DAY
GREEN	11:52:45.378
FINISH	12:02:40.303

Flag Statistics

TYPE	COUNT	TOTAL LAPS	TOTAL TIME
Green	1	10	11:02.190
Red	0	0	0.000
Safety Car	0	0	0.000
FCY	0	0	0.000

Weather / Track : Rain / Wet

Results can be found at www.tsl-timing.com

Brands Hatch Indy
Circuit Length = 1.2079 miles
Start: 11:52 Flag 12:02 End: 12:03

Printed - 12:07 Saturday, 02 October 2021

MRO Minitwins

RACE 2 - GRID (12 Laps)

ROW 9		26	1:12.686	70	Vanessa GILLAM	25	1:08.022	84	Ricardo BRANCO				
ROW 8	24	1:07.862	94	Rebecca HOUGHTON	23	1:07.800	144	Nick CRONIN	22	1:06.128	198	Tony BOTTO	
ROW 7		21	1:05.635	29	Hayden KILLWORTH	20	1:05.604	99	Lee ELLIS	19	1:05.512	101	Jon BARNES
ROW 6	18	1:05.280	138	Craig JARMIN	17	1:04.926	116	Gareth FAITH	16	1:04.820	44	Tony PARKER	
ROW 5		15	1:03.689	47	Tristan BOHANAN	14	1:02.875	40	Simon WILKINSON	13	1:02.546	159	Benn RIDGWELL
ROW 4	12	1:02.440	5	Barry MANTELL	11	1:02.338	34	Andrew JOHNSON	10	1:01.855	30	Owen MELLOR	
ROW 3		9	1:00.530	66	Mitch DUCRAN	8	1:00.356	19	Kevin LILLEY	7	1:00.023	16	Martin COOPER
ROW 2	6	59.949	62	James KING	5	59.828	95	John REYNOLDS	4	59.239	78	Keith POVAH	
ROW 1		3	58.968	184	David TWYFORD	2	58.132	661	Cameron HARRIS	1	57.929	96	Dan HARRIS
												Pole	

Brands Hatch Indy

Circuit Length = 1.2079 miles

These results are provisional until the conclusion of any judicial and technical matters.

Clerk Of Course :	Stewards :	Timekeeper : Alan Povey
-------------------	------------	-------------------------

Results can be found at www.tsl-timing.com

Printed - 12:10 Saturday, 02 October 2021



BMCRC - MRO Championships 2021 - Rnd 6 @ Brands Hatch Indy



MRO Minitwins

RACE 2 - CLASSIFICATION

POS	NO	NAME	ENTRY	LAPS	TIME	GAP	DIFF	MPH	BEST	ON
1	78	Keith POVAH	Suzuki SV650 - Instagram @crap.sack give us a foll	12	10:50.292			80.24	53.119	10
2	184	David TWYFORD	Suzuki SV650 -	12	10:50.404	0.112	0.112	80.23	52.399	10
3	96	Dan HARRIS	Suzuki SV650 - HP Racing	12	10:50.540	0.248	0.136	80.21	53.073	12
4	95	John REYNOLDS	Suzuki SV650 - Fins Motorcycles	12	10:50.759	0.467	0.219	80.18	52.881	9
5	661	Cameron HARRIS	Suzuki SV650 - Harris Performance	12	10:56.098	5.806	5.339	79.53	53.610	7
6	16	Martin COOPER	Suzuki SV650 -	12	10:58.048	7.756	1.950	79.29	53.736	11
7	19	Kevin LILLEY	Suzuki SV650 - Trafalgar Cleaning Eqpt. / Steve Jor	12	11:03.100	12.808	5.052	78.69	53.660	12
8	30	Owen MELLOR	Suzuki SV650 - Team Mellor Racing	12	11:05.565	15.273	2.465	78.40	53.890	11
9	66	Mitch DUCRAN	Suzuki SV650 - JP Haulage	12	11:12.563	22.271	6.998	77.58	55.057	8
10	5	Barry MANTELL	Suzuki SV650 - Swedish car connection	12	11:12.843	22.551	0.280	77.55	55.108	10
11	62	James KING	Suzuki SV650 - King and Drury construction	12	11:13.032	22.740	0.189	77.53	54.823	6
12	40	Simon WILKINSON	Suzuki SV650 - S P Wilkinson Engineering Ltd	12	11:21.346	31.054	8.314	76.58	55.608	5
13	99	Lee ELLIS	Suzuki SV650 -	12	11:24.695	34.403	3.349	76.21	54.969	12
14	34	Andrew JOHNSON	Suzuki SV650 - Rose & Charlie Racing	12	11:45.196	54.904	20.501	73.99	57.653	4
15	159	Benn RIDGWELL	Suzuki SV650 - Ridgely Racing	12	11:46.043	55.751	0.847	73.90	56.924	10
16	84	Ricardo BRANCO	Suzuki SV650 - IMP Racing	12	11:46.083	55.791	0.040	73.90	56.740	11
17	44	Tony PARKER	Suzuki SV650 - Insta-emerald_elevators	12	11:46.583	56.291	0.500	73.85	56.940	10
18	198	Tony BOTTO	Suzuki SV650 - TB Motorcycles	12	11:47.710	57.418	1.127	73.73	57.188	10
19	101	Jon BARNES	Suzuki SV650 - Holder Tree Services	11	10:57.032	1 Lap	1 Lap	72.80	57.985	11
20	47	Tristan BOHANAN	Suzuki SV650 - Myself	11	10:59.429	1 Lap	2.397	72.53	58.481	7
21	29	Hayden KILLWORTH	Suzuki SV650 - BK Racing	11	10:59.694	1 Lap	0.265	72.51	57.711	9
22	144	Nick CRONIN	Suzuki SV650 -	11	11:02.954	1 Lap	3.260	72.15	57.756	11
23	138	Craig JARMIN	Suzuki SV650 - BK Racing	11	11:36.383	1 Lap	33.429	68.69	1:00.991	2
24	116	Gareth FAITH	Suzuki SV650 - Sitramoto	10	10:50.718	2 Laps	1 Lap	66.82	1:03.326	7
25	70	Vanessa GILLAM	Suzuki SV650 - No More Straps Ltd	10	11:39.924	2 Laps	49.206	62.12	1:08.477	5
NOT CLASSIFIED										
DNF	94	Rebecca HOUGHTON	Suzuki SV650 -	7	7:47.907	5 Laps	3 Laps	65.05	1:04.327	5
FASTEST LAP										
	184	David TWYFORD	Suzuki SV650 -	10	52.399			82.99 mph	133.55 kph	

92.5% of Race Speed = 74.22 mph

Weather / Track : Cloudy / Dry

These results are provisional until the conclusion of any judicial and technical matters.

Brands Hatch Indy: 1.2079 miles
Race Distance: 12 Laps / 14.49 miles
Start: 10:50 Flag 11:01 End: 11:02

Clerk Of Course :	Stewards :	Timekeeper : Alan Povey
-------------------	------------	-------------------------

Results can be found at www.tsl-timing.com

Printed - 11:02 Sunday, 03 October 2021



BMCRC - MRO Championships 2021 - Rnd 6 @ Brands Hatch Indy

MRO Minitwins

RACE 2 - LAP CHART

LAP 1 @ 10:51:15.233			LAP 2 @ 10:52:09.996			LAP 3 @ 10:53:03.888			LAP 4 @ 10:53:57.405			LAP 5 @ 10:54:51.304		
NO	BEHIND	LAP TIME	NO	BEHIND	LAP TIME	NO	BEHIND	LAP TIME	NO	BEHIND	LAP TIME	NO	BEHIND	LAP TIME
78		59.599	78		54.763	96		53.698	96		53.517	78		53.849
661	0.404	1:00.003	96	0.194	54.356	78	0.135	54.027	78	0.050	53.432	96	0.091	53.990
96	0.601	1:00.200	661	0.419	54.778	661	0.664	54.137	661	0.807	53.660	661	0.689	53.781
184	0.892	1:00.491	184	0.812	54.683	184	0.790	53.870	184	0.987	53.714	95	0.825	53.637
95	1.305	1:00.904	95	1.112	54.570	95	0.956	53.736	95	1.087	53.648	184	0.884	53.796
16	1.881	1:01.480	16	1.623	54.505	16	1.768	54.037	16	2.783	54.532	16	3.350	54.466
62	2.485	1:02.084	19	4.215	56.280	66	5.519	55.111	19	6.747	54.715	19	8.372	55.524
19	2.698	1:02.297	66	4.300	56.260	19	5.549	55.226	66	7.209	55.207	66	9.048	55.738
66	2.803	1:02.402	62	4.692	56.970	62	6.645	55.845	5	8.540	55.176	5	9.877	55.236
5	3.312	1:02.911	5	4.848	56.299	5	6.881	55.925	62	9.245	56.117	30	9.939	54.530
30	3.862	1:03.461	30	5.205	56.106	30	7.173	55.860	30	9.308	55.652	62	10.903	55.557
40	5.359	1:04.958	40	7.332	56.736	40	9.618	56.178	40	11.904	55.803	70	1 Lap	1:08.838
34	5.768	1:05.367	99	8.961	57.682	99	12.004	56.935	99	15.347	56.860	40	13.613	55.608
99	6.042	1:05.641	34	9.684	58.679	34	13.956	58.164	34	18.092	57.653	99	18.168	56.720
84	7.285	1:06.884	84	11.730	59.208	84	16.722	58.884	84	22.147	58.942	34	22.357	58.164
44	7.354	1:06.953	44	12.729	1:00.138	44	17.472	58.635	159	22.242	58.127	84	26.853	58.605
159	7.456	1:07.055	159	12.849	1:00.156	159	17.632	58.675	44	23.059	59.104	159	26.953	58.610
198	7.939	1:07.538	198	12.883	59.707	198	18.250	59.259	198	23.194	58.461	44	27.981	58.821
101	8.400	1:07.999	101	13.066	59.429	101	18.401	59.227	101	23.718	58.834	198	28.122	58.827
138	8.943	1:08.542	138	15.171	1:00.991	47	20.400	58.960	47	25.602	58.719	101	28.501	58.682
47	9.713	1:09.312	47	15.332	1:00.382	29	22.169	1:00.351	29	27.773	59.121	47	30.305	58.602
29	10.124	1:09.723	29	15.710	1:00.349	138	22.960	1:01.681	144	30.391	1:00.837	29	32.884	59.010
144	10.306	1:09.905	144	15.902	1:00.359	144	23.071	1:01.061	138	32.057	1:02.614	144	36.163	59.671
116	12.499	1:12.098	116	22.067	1:04.331	116	32.571	1:04.396	116	44.900	1:05.846	138	40.269	1:02.111
94	18.277	1:17.876	94	29.540	1:06.026	94	41.198	1:05.550	94	52.566	1:04.885			
70	18.490	1:18.089	70	33.595	1:09.868	70	49.714	1:10.011						

BMCRC - MRO Championships 2021 - Rnd 6 @ Brands Hatch Indy

MRO Minitwins

RACE 2 - LAP CHART

LAP 6 @ 10:55:45.277			LAP 7 @ 10:56:38.681			LAP 8 @ 10:57:32.055			LAP 9 @ 10:58:25.398			LAP 10 @ 10:59:18.517		
NO	BEHIND	LAP TIME	NO	BEHIND	LAP TIME	NO	BEHIND	LAP TIME	NO	BEHIND	LAP TIME	NO	BEHIND	LAP TIME
78		53.973	78		53.404	78		53.374	78		53.343	78		53.119
96	0.068	53.950	96	0.303	53.639	96	0.263	53.334	96	0.154	53.234	96	0.187	53.152
95	0.586	53.734	95	0.791	53.609	95	0.665	53.248	95	0.203	52.881	184	0.367	52.399
661	0.604	53.888	661	0.810	53.610	184	1.630	54.011	184	1.087	52.800	95	0.380	53.296
184	0.986	54.075	184	0.993	53.411	661	1.656	54.220	661	2.211	53.898	661	3.296	54.204
116	1 Lap	1:05.182	16	4.844	54.516	16	5.608	54.138	70	2 Laps	1:09.300	144	1 Lap	58.119
16	3.732	54.355	19	9.884	54.423	138	1 Lap	1:04.220	16	6.338	54.073	16	7.471	54.252
19	8.865	54.466	30	12.215	54.857	19	10.610	54.100	19	11.775	54.508	19	12.699	54.043
94	1 Lap	1:04.327	66	12.552	55.431	30	12.936	54.095	30	13.572	53.979	30	14.714	54.261
66	10.525	55.450	116	1 Lap	1:03.913	66	14.235	55.057	66	16.442	55.550	66	18.900	55.577
30	10.762	54.796	5	13.513	55.776	62	15.698	55.176	138	1 Lap	1:03.967	62	19.198	55.089
5	11.141	55.237	62	13.896	55.547	5	15.739	55.600	62	17.228	54.873	70	2 Laps	1:08.703
62	11.753	54.823	40	18.589	56.096	40	21.218	56.003	5	17.587	55.191	5	19.576	55.108
40	15.897	56.257	94	1 Lap	1:04.704	116	1 Lap	1:03.326	40	23.530	55.655	40	26.596	56.185
99	21.042	56.847	99	23.844	56.206	99	26.739	56.269	99	29.108	55.712	138	1 Lap	1:03.588
70	1 Lap	1:08.477	34	32.506	58.968	94	1 Lap	1:04.539	116	1 Lap	1:03.983	99	31.237	55.248
34	26.942	58.558	159	35.603	57.958	34	37.258	58.126	34	41.670	57.755	116	1 Lap	1:04.018
159	31.049	58.069	84	35.822	57.946	159	40.028	57.799	84	44.091	57.239	34	46.467	57.916
84	31.280	58.400	44	36.328	57.902	84	40.195	57.747	159	44.209	57.524	159	48.014	56.924
44	31.830	57.822	198	36.834	58.318	44	40.688	57.734	44	44.909	57.564	84	48.392	57.420
198	31.920	57.771	101	39.029	59.382	198	40.884	57.424	198	45.031	57.490	44	48.730	56.940
101	33.051	58.523	47	40.130	58.481	101	45.152	59.497	101	50.582	58.773	198	49.100	57.188
47	35.053	58.721	70	1 Lap	1:09.044	47	45.528	58.772	47	51.298	59.113			
29	37.457	58.546	29	42.392	58.339	29	48.296	59.278	29	52.664	57.711			
144	41.812	59.622	144	46.877	58.469	144	52.784	59.281						
138	49.127	1:02.831												

BMCRC - MRO Championships 2021 - Rnd 6 @ Brands Hatch Indy

MRO Minitwins

RACE 2 - LAP CHART

LAP 11 @ 11:00:12.770			LAP 12 @ 11:01:05.926		
NO	BEHIND	LAP TIME	NO	BEHIND	LAP TIME
78		54.253	78		53.156
184	0.244	54.130	184	0.112	53.024
95	0.270	54.143	96	0.248	53.073
96	0.331	54.397	116	2 Laps	1:03.625
101	1 Lap	58.701	95	0.467	53.353
47	1 Lap	59.578	661	5.806	55.311
661	3.651	54.608	101	1 Lap	57.985
29	1 Lap	58.589	16	7.756	53.958
16	6.954	53.736	47	1 Lap	58.789
144	1 Lap	57.874	29	1 Lap	58.677
19	12.304	53.858	144	1 Lap	57.756
30	14.351	53.890	19	12.808	53.660
66	20.093	55.446	30	15.273	54.078
5	20.530	55.207	66	22.271	55.334
62	20.660	55.715	5	22.551	55.177
40	28.255	55.912	62	22.740	55.236
99	32.590	55.606	40	31.054	55.955
70	2 Laps	1:08.950	99	34.403	54.969
138	1 Lap	1:02.196	138	1 Lap	1:03.642
34	50.001	57.787	70	2 Laps	1:08.644
84	50.879	56.740	34	54.904	58.059
159	51.430	57.669	159	55.751	57.477
44	51.597	57.120	84	55.791	58.068
198	52.624	57.777	44	56.291	57.850
			198	57.418	57.950

Weather / Track : Cloudy / Dry

Results can be found at www.tsl-timing.com

Page 3 of 3

Brands Hatch Indy
Circuit Length = 1.2079 miles
Start: 10:50 Flag 11:01 End: 11:02

Printed - 11:05 Sunday, 03 October 2021

BMCRC - MRO Championships 2021 - Rnd 6 @ Brands Hatch Indy

MRO Minitwins

RACE 2 - SECTOR ANALYSIS



SECTOR 1 = FL to I1, SECTOR 2 = I1 to FL, DIFF = Difference To Personal Best Lap, P = Crossed Finish Line in Pit Lane, D = Time Disallowed

P1 78		Keith POVAH		Suzuki SV650 - Instagram @crap.sack give us a follow!			
IDEAL LAP TIME : 53.072		BEST LAP TIME : 53.119		DIFFERENCE : 0.047			
LAP	SECTOR 1	SECTOR 2	LAP TIME	MPH	DIFF	TIME OF DAY	
1 -		21.959	59.599	72.96	6.480	10:51:15.233	
2 -	32.837	21.926	54.763	79.40	1.644	10:52:09.996	
3 -	32.546	21.481	54.027	80.48	0.908	10:53:04.023	
4 -	31.949	21.483	53.432	81.38	0.313	10:53:57.455	
5 -	32.145	21.704	53.849	80.75	0.730	10:54:51.304	
6 -	32.115	21.858	53.973	80.56	0.854	10:55:45.277	
7 -	31.967	21.437	53.404	81.42	0.285	10:56:38.681	
8 -	31.953	21.421	53.374	81.47	0.255	10:57:32.055	
9 -	31.750	21.593	53.343 (3)	81.52	0.224	10:58:25.398	
10 -	31.797	21.322	53.119 (1)	81.86		10:59:18.517	
11 -	32.666	21.587	54.253	80.15	1.134	11:00:12.770	
12 -	31.776	21.380	53.156 (2)	81.80	0.037	11:01:05.926	

P2 184		David TWYFORD		Suzuki SV650 -			
IDEAL LAP TIME : 52.399		BEST LAP TIME : 52.399		DIFFERENCE : 0.000			
LAP	SECTOR 1	SECTOR 2	LAP TIME	MPH	DIFF	TIME OF DAY	
1 -		22.148	1:00.491	71.88	8.092	10:51:16.125	
2 -	32.684	21.999	54.683	79.52	2.284	10:52:10.808	
3 -	32.130	21.740	53.870	80.72	1.471	10:53:04.678	
4 -	32.039	21.675	53.714	80.95	1.315	10:53:58.392	
5 -	32.469	21.327	53.796	80.83	1.397	10:54:52.188	
6 -	32.130	21.945	54.075	80.41	1.676	10:55:46.263	
7 -	31.952	21.459	53.411	81.41	1.012	10:56:39.674	
8 -	32.549	21.462	54.011	80.51	1.612	10:57:33.685	
9 -	31.525	21.275	52.800 (2)	82.35	0.401	10:58:26.485	
10 -	31.249	21.150	52.399 (1)	82.99		10:59:18.884	
11 -	32.602	21.528	54.130	80.33	1.731	11:00:13.014	
12 -	31.833	21.191	53.024 (3)	82.01	0.625	11:01:06.038	

P3 96		Dan HARRIS		Suzuki SV650 - HP Racing			
IDEAL LAP TIME : 52.665		BEST LAP TIME : 53.073		DIFFERENCE : 0.408			
LAP	SECTOR 1	SECTOR 2	LAP TIME	MPH	DIFF	TIME OF DAY	
1 -		21.980	1:00.200	72.23	7.127	10:51:15.834	
2 -	32.574	21.782	54.356	80.00	1.283	10:52:10.190	
3 -	32.155	21.543	53.698	80.98	0.625	10:53:03.888	
4 -	31.953	21.564	53.517	81.25	0.444	10:53:57.405	
5 -	32.314	21.676	53.990	80.54	0.917	10:54:51.395	
6 -	32.325	21.625	53.950	80.60	0.877	10:55:45.345	
7 -	32.137	21.502	53.639	81.07	0.566	10:56:38.984	
8 -	31.929	21.405	53.334	81.53	0.261	10:57:32.318	
9 -	31.684	21.550	53.234 (3)	81.68	0.161	10:58:25.552	
10 -	31.866	21.286	53.152 (2)	81.81	0.079	10:59:18.704	
11 -	32.639	21.758	54.397	79.94	1.324	11:00:13.101	
12 -	32.092	20.981	53.073 (1)	81.93		11:01:06.174	

Weather / Track : Cloudy / Dry

Brands Hatch Indy
Circuit Length = 1.2079 miles
Start: 10:50 Flag 11:01 End: 11:02

BMCRC - MRO Championships 2021 - Rnd 6 @ Brands Hatch Indy

MRO Minitwins

RACE 2 - SECTOR ANALYSIS



SECTOR 1 = FL to I1, SECTOR 2 = I1 to FL, DIFF = Difference To Personal Best Lap, P = Crossed Finish Line in Pit Lane, D = Time Disallowed

P4 95		John REYNOLDS		Suzuki SV650 - Fins Motorcycles		
IDEAL LAP TIME : 52.578		BEST LAP TIME : 52.881		DIFFERENCE : 0.303		
LAP	SECTOR 1	SECTOR 2	LAP TIME	MPH	DIFF	TIME OF DAY
1 -		22.096	1:00.904	71.39	8.023	10:51:16.538
2 -	32.780	21.790	54.570	79.68	1.689	10:52:11.108
3 -	32.263	21.473	53.736	80.92	0.855	10:53:04.844
4 -	32.251	21.397	53.648	81.05	0.767	10:53:58.492
5 -	32.293	21.344	53.637	81.07	0.756	10:54:52.129
6 -	31.947	21.787	53.734	80.92	0.853	10:55:45.863
7 -	32.180	21.429	53.609	81.11	0.728	10:56:39.472
8 -	31.919	21.329	53.248 (2)	81.66	0.367	10:57:32.720
9 -	31.382	21.499	52.881 (1)	82.23		10:58:25.601
10 -	32.100	21.196	53.296 (3)	81.59	0.415	10:59:18.897
11 -	32.429	21.714	54.143	80.31	1.262	11:00:13.040
12 -	31.574	21.779	53.353	81.50	0.472	11:01:06.393

P5 661		Cameron HARRIS		Suzuki SV650 - Harris Performance		
IDEAL LAP TIME : 53.555		BEST LAP TIME : 53.610		DIFFERENCE : 0.055		
LAP	SECTOR 1	SECTOR 2	LAP TIME	MPH	DIFF	TIME OF DAY
1 -		22.170	1:00.003	72.47	6.393	10:51:15.637
2 -	32.948	21.830	54.778	79.38	1.168	10:52:10.415
3 -	32.360	21.777	54.137	80.32	0.527	10:53:04.552
4 -	31.971	21.689	53.660 (2)	81.03	0.050	10:53:58.212
5 -	32.166	21.615	53.781 (3)	80.85	0.171	10:54:51.993
6 -	31.976	21.912	53.888	80.69	0.278	10:55:45.881
7 -	32.026	21.584	53.610 (1)	81.11		10:56:39.491
8 -	32.360	21.860	54.220	80.20	0.610	10:57:33.711
9 -	32.122	21.776	53.898	80.68	0.288	10:58:27.609
10 -	32.077	22.127	54.204	80.22	0.594	10:59:21.813
11 -	32.402	22.206	54.608	79.63	0.998	11:00:16.421
12 -	33.091	22.220	55.311	78.62	1.701	11:01:11.732

P6 16		Martin COOPER		Suzuki SV650 -		
IDEAL LAP TIME : 53.719		BEST LAP TIME : 53.736		DIFFERENCE : 0.017		
LAP	SECTOR 1	SECTOR 2	LAP TIME	MPH	DIFF	TIME OF DAY
1 -		22.363	1:01.480	70.73	7.744	10:51:17.114
2 -	32.663	21.842	54.505	79.78	0.769	10:52:11.619
3 -	32.297	21.740	54.037 (3)	80.47	0.301	10:53:05.656
4 -	32.658	21.874	54.532	79.74	0.796	10:54:00.188
5 -	32.591	21.875	54.466	79.84	0.730	10:54:54.654
6 -	32.250	22.105	54.355	80.00	0.619	10:55:49.009
7 -	32.558	21.958	54.516	79.76	0.780	10:56:43.525
8 -	32.343	21.795	54.138	80.32	0.402	10:57:37.663
9 -	32.109	21.964	54.073	80.42	0.337	10:58:31.736
10 -	32.427	21.825	54.252	80.15	0.516	10:59:25.988
11 -	32.039	21.697	53.736 (1)	80.92		11:00:19.724
12 -	32.022	21.936	53.958 (2)	80.59	0.222	11:01:13.682

Weather / Track : Cloudy / Dry

Brands Hatch Indy
Circuit Length = 1.2079 miles
Start: 10:50 Flag 11:01 End: 11:02

BMCRC - MRO Championships 2021 - Rnd 6 @ Brands Hatch Indy

MRO Minitwins

RACE 2 - SECTOR ANALYSIS



SECTOR 1 = FL to I1, SECTOR 2 = I1 to FL, DIFF = Difference To Personal Best Lap, P = Crossed Finish Line in Pit Lane, D = Time Disallowed

P7 19		Kevin LILLEY		Suzuki SV650 - Trafalgar Cleaning Eqpt. / Steve Jordan Motorcy			
IDEAL LAP TIME : 53.637		BEST LAP TIME : 53.660		DIFFERENCE : 0.023			
LAP	SECTOR 1	SECTOR 2	LAP TIME	MPH	DIFF	TIME OF DAY	
1 -		22.465	1:02.297	69.80	8.637	10:51:17.931	
2 -	33.762	22.518	56.280	77.26	2.620	10:52:14.211	
3 -	32.910	22.316	55.226	78.74	1.566	10:53:09.437	
4 -	32.661	22.054	54.715	79.47	1.055	10:54:04.152	
5 -	32.805	22.719	55.524	78.31	1.864	10:54:59.676	
6 -	32.334	22.132	54.466	79.84	0.806	10:55:54.142	
7 -	32.366	22.057	54.423	79.90	0.763	10:56:48.565	
8 -	32.161	21.939	54.100	80.38	0.440	10:57:42.665	
9 -	32.637	21.871	54.508	79.77	0.848	10:58:37.173	
10 -	32.336	21.707	54.043 (3)	80.46	0.383	10:59:31.216	
11 -	32.131	21.727	53.858 (2)	80.74	0.198	11:00:25.074	
12 -	32.154	21.506	53.660 (1)	81.03		11:01:18.734	

P8 30		Owen MELLOR		Suzuki SV650 - Team Mellor Racing			
IDEAL LAP TIME : 53.842		BEST LAP TIME : 53.890		DIFFERENCE : 0.048			
LAP	SECTOR 1	SECTOR 2	LAP TIME	MPH	DIFF	TIME OF DAY	
1 -		22.793	1:03.461	68.52	9.571	10:51:19.095	
2 -	33.612	22.494	56.106	77.50	2.216	10:52:15.201	
3 -	33.539	22.321	55.860	77.84	1.970	10:53:11.061	
4 -	33.366	22.286	55.652	78.13	1.762	10:54:06.713	
5 -	32.490	22.040	54.530	79.74	0.640	10:55:01.243	
6 -	32.596	22.200	54.796	79.35	0.906	10:55:56.039	
7 -	32.807	22.050	54.857	79.27	0.967	10:56:50.896	
8 -	32.312	21.783	54.095	80.38	0.205	10:57:44.991	
9 -	32.251	21.728	53.979 (2)	80.56	0.089	10:58:38.970	
10 -	32.328	21.933	54.261	80.14	0.371	10:59:33.231	
11 -	32.299	21.591	53.890 (1)	80.69		11:00:27.121	
12 -	32.313	21.765	54.078 (3)	80.41	0.188	11:01:21.199	

P9 66		Mitch DUCRAN		Suzuki SV650 - JP Haulage			
IDEAL LAP TIME : 54.793		BEST LAP TIME : 55.057		DIFFERENCE : 0.264			
LAP	SECTOR 1	SECTOR 2	LAP TIME	MPH	DIFF	TIME OF DAY	
1 -		22.689	1:02.402	69.68	7.345	10:51:18.036	
2 -	33.838	22.422	56.260	77.29	1.203	10:52:14.296	
3 -	33.091	22.020	55.111 (2)	78.90	0.054	10:53:09.407	
4 -	33.124	22.083	55.207 (3)	78.76	0.150	10:54:04.614	
5 -	33.250	22.488	55.738	78.01	0.681	10:55:00.352	
6 -	33.302	22.148	55.450	78.42	0.393	10:55:55.802	
7 -	33.375	22.056	55.431	78.45	0.374	10:56:51.233	
8 -	32.940	22.117	55.057 (1)	78.98		10:57:46.290	
9 -	33.168	22.382	55.550	78.28	0.493	10:58:41.840	
10 -	33.407	22.170	55.577	78.24	0.520	10:59:37.417	
11 -	33.593	21.853	55.446	78.42	0.389	11:00:32.863	
12 -	33.127	22.207	55.334	78.58	0.277	11:01:28.197	

Weather / Track : Cloudy / Dry

Brands Hatch Indy
 Circuit Length = 1.2079 miles
 Start: 10:50 Flag 11:01 End: 11:02

BMCRC - MRO Championships 2021 - Rnd 6 @ Brands Hatch Indy

MRO Minitwins

RACE 2 - SECTOR ANALYSIS



SECTOR 1 = FL to I1, SECTOR 2 = I1 to FL, DIFF = Difference To Personal Best Lap, P = Crossed Finish Line in Pit Lane, D = Time Disallowed

P10 5		Barry MANTELL		Suzuki SV650 - Swedish car connection		
IDEAL LAP TIME : 54.590		BEST LAP TIME : 55.108		DIFFERENCE : 0.518		
LAP	SECTOR 1	SECTOR 2	LAP TIME	MPH	DIFF	TIME OF DAY
1 -		22.655	1:02.911	69.12	7.803	10:51:18.545
2 -	33.786	22.513	56.299	77.24	1.191	10:52:14.844
3 -	33.791	22.134	55.925	77.75	0.817	10:53:10.769
4 -	32.969	22.207	55.176 (2)	78.81	0.068	10:54:05.945
5 -	32.749	22.487	55.236	78.72	0.128	10:55:01.181
6 -	33.153	22.084	55.237	78.72	0.129	10:55:56.418
7 -	33.590	22.186	55.776	77.96	0.668	10:56:52.194
8 -	33.140	22.460	55.600	78.21	0.492	10:57:47.794
9 -	33.350	21.841	55.191	78.79	0.083	10:58:42.985
10 -	32.889	22.219	55.108 (1)	78.91		10:59:38.093
11 -	33.264	21.943	55.207	78.76	0.099	11:00:33.300
12 -	33.108	22.069	55.177 (3)	78.81	0.069	11:01:28.477

P11 62		James KING		Suzuki SV650 - King and Drury construction		
IDEAL LAP TIME : 54.701		BEST LAP TIME : 54.823		DIFFERENCE : 0.122		
LAP	SECTOR 1	SECTOR 2	LAP TIME	MPH	DIFF	TIME OF DAY
1 -		22.467	1:02.084	70.04	7.261	10:51:17.718
2 -	34.368	22.602	56.970	76.33	2.147	10:52:14.688
3 -	33.620	22.225	55.845	77.86	1.022	10:53:10.533
4 -	33.712	22.405	56.117	77.49	1.294	10:54:06.650
5 -	33.404	22.153	55.557	78.27	0.734	10:55:02.207
6 -	32.941	21.882	54.823 (1)	79.32		10:55:57.030
7 -	33.575	21.972	55.547	78.28	0.724	10:56:52.577
8 -	33.416	21.760	55.176	78.81	0.353	10:57:47.753
9 -	33.040	21.833	54.873 (2)	79.24	0.050	10:58:42.626
10 -	32.950	22.139	55.089 (3)	78.93	0.266	10:59:37.715
11 -	33.451	22.264	55.715	78.05	0.892	11:00:33.430
12 -	33.446	21.790	55.236	78.72	0.413	11:01:28.666

P12 40		Simon WILKINSON		Suzuki SV650 - S P Wilkinson Engineering Ltd		
IDEAL LAP TIME : 55.540		BEST LAP TIME : 55.608		DIFFERENCE : 0.068		
LAP	SECTOR 1	SECTOR 2	LAP TIME	MPH	DIFF	TIME OF DAY
1 -		23.075	1:04.958	66.94	9.350	10:51:20.592
2 -	34.252	22.484	56.736	76.64	1.128	10:52:17.328
3 -	33.773	22.405	56.178	77.40	0.570	10:53:13.506
4 -	33.602	22.201	55.803 (3)	77.92	0.195	10:54:09.309
5 -	33.394	22.214	55.608 (1)	78.20		10:55:04.917
6 -	33.971	22.286	56.257	77.29	0.649	10:56:01.174
7 -	33.530	22.566	56.096	77.52	0.488	10:56:57.270
8 -	33.543	22.460	56.003	77.64	0.395	10:57:53.273
9 -	33.509	22.146	55.655 (2)	78.13	0.047	10:58:48.928
10 -	33.544	22.641	56.185	77.39	0.577	10:59:45.113
11 -	33.721	22.191	55.912	77.77	0.304	11:00:41.025
12 -	33.570	22.385	55.955	77.71	0.347	11:01:36.980

Weather / Track : Cloudy / Dry

Brands Hatch Indy
Circuit Length = 1.2079 miles
Start: 10:50 Flag 11:01 End: 11:02

BMCRC - MRO Championships 2021 - Rnd 6 @ Brands Hatch Indy

MRO Minitwins

RACE 2 - SECTOR ANALYSIS



SECTOR 1 = FL to I1, SECTOR 2 = I1 to FL, DIFF = Difference To Personal Best Lap, P = Crossed Finish Line in Pit Lane, D = Time Disallowed

P13 99		Lee ELLIS		Suzuki SV650 -		
IDEAL LAP TIME : 54.969		BEST LAP TIME : 54.969		DIFFERENCE : 0.000		
LAP	SECTOR 1	SECTOR 2	LAP TIME	MPH	DIFF	TIME OF DAY
1 -		23.240	1:05.641	66.24	10.672	10:51:21.275
2 -	34.878	22.804	57.682	75.38	2.713	10:52:18.957
3 -	34.218	22.717	56.935	76.37	1.966	10:53:15.892
4 -	34.257	22.603	56.860	76.47	1.891	10:54:12.752
5 -	34.033	22.687	56.720	76.66	1.751	10:55:09.472
6 -	34.075	22.772	56.847	76.49	1.878	10:56:06.319
7 -	33.874	22.332	56.206	77.36	1.237	10:57:02.525
8 -	33.926	22.343	56.269	77.28	1.300	10:57:58.794
9 -	33.566	22.146	55.712	78.05	0.743	10:58:54.506
10 -	33.110	22.138	55.248 (2)	78.71	0.279	10:59:49.754
11 -	33.118	22.488	55.606 (3)	78.20	0.637	11:00:45.360
12 -	33.068	21.901	54.969 (1)	79.11		11:01:40.329

P14 34		Andrew JOHNSON		Suzuki SV650 - Rose & Charlie Racing		
IDEAL LAP TIME : 57.445		BEST LAP TIME : 57.653		DIFFERENCE : 0.208		
LAP	SECTOR 1	SECTOR 2	LAP TIME	MPH	DIFF	TIME OF DAY
1 -		23.299	1:05.367	66.52	7.714	10:51:21.001
2 -	35.475	23.204	58.679	74.10	1.026	10:52:19.680
3 -	35.229	22.935	58.164	74.76	0.511	10:53:17.844
4 -	34.942	22.711	57.653 (1)	75.42		10:54:15.497
5 -	35.191	22.973	58.164	74.76	0.511	10:55:13.661
6 -	35.495	23.063	58.558	74.26	0.905	10:56:12.219
7 -	35.830	23.138	58.968	73.74	1.315	10:57:11.187
8 -	35.419	22.707	58.126	74.81	0.473	10:58:09.313
9 -	34.738	23.017	57.755 (2)	75.29	0.102	10:59:07.068
10 -	35.130	22.786	57.916	75.08	0.263	11:00:04.984
11 -	35.035	22.752	57.787 (3)	75.25	0.134	11:01:02.771
12 -	35.212	22.847	58.059	74.89	0.406	11:02:00.830

P15 159		Benn RIDGWELL		Suzuki SV650 - Ridgely Racing		
IDEAL LAP TIME : 56.924		BEST LAP TIME : 56.924		DIFFERENCE : 0.000		
LAP	SECTOR 1	SECTOR 2	LAP TIME	MPH	DIFF	TIME OF DAY
1 -		24.042	1:07.055	64.85	10.131	10:51:22.689
2 -	36.481	23.675	1:00.156	72.28	3.232	10:52:22.845
3 -	35.399	23.276	58.675	74.11	1.751	10:53:21.520
4 -	34.888	23.239	58.127	74.81	1.203	10:54:19.647
5 -	35.070	23.540	58.610	74.19	1.686	10:55:18.257
6 -	35.008	23.061	58.069	74.88	1.145	10:56:16.326
7 -	35.096	22.862	57.958	75.03	1.034	10:57:14.284
8 -	34.858	22.941	57.799	75.23	0.875	10:58:12.083
9 -	34.635	22.889	57.524 (3)	75.59	0.600	10:59:09.607
10 -	34.364	22.560	56.924 (1)	76.39		11:00:06.531
11 -	34.756	22.913	57.669	75.40	0.745	11:01:04.200
12 -	34.366	23.111	57.477 (2)	75.65	0.553	11:02:01.677

Weather / Track : Cloudy / Dry

Brands Hatch Indy
Circuit Length = 1.2079 miles
Start: 10:50 Flag 11:01 End: 11:02

BMCRC - MRO Championships 2021 - Rnd 6 @ Brands Hatch Indy

MRO Minitwins

RACE 2 - SECTOR ANALYSIS



SECTOR 1 = FL to I1, SECTOR 2 = I1 to FL, DIFF = Difference To Personal Best Lap, P = Crossed Finish Line in Pit Lane, D = Time Disallowed

P16 84		Ricardo BRANCO		Suzuki SV650 - IMP Racing			
IDEAL LAP TIME : 56.740		BEST LAP TIME : 56.740		DIFFERENCE : 0.000			
LAP	SECTOR 1	SECTOR 2	LAP TIME	MPH	DIFF	TIME OF DAY	
1 -		23.983	1:06.884	65.01	10.144	10:51:22.518	
2 -	35.535	23.673	59.208	73.44	2.468	10:52:21.726	
3 -	35.486	23.398	58.884	73.85	2.144	10:53:20.610	
4 -	35.319	23.623	58.942	73.77	2.202	10:54:19.552	
5 -	34.861	23.744	58.605	74.20	1.865	10:55:18.157	
6 -	35.375	23.025	58.400	74.46	1.660	10:56:16.557	
7 -	35.038	22.908	57.946	75.04	1.206	10:57:14.503	
8 -	34.955	22.792	57.747	75.30	1.007	10:58:12.250	
9 -	34.294	22.945	57.239 (2)	75.97	0.499	10:59:09.489	
10 -	34.684	22.736	57.420 (3)	75.73	0.680	11:00:06.909	
11 -	34.213	22.527	56.740 (1)	76.64		11:01:03.649	
12 -	35.226	22.842	58.068	74.88	1.328	11:02:01.717	

P17 44		Tony PARKER		Suzuki SV650 - Insta-emerald_elevators			
IDEAL LAP TIME : 56.840		BEST LAP TIME : 56.940		DIFFERENCE : 0.100			
LAP	SECTOR 1	SECTOR 2	LAP TIME	MPH	DIFF	TIME OF DAY	
1 -		24.127	1:06.953	64.94	10.013	10:51:22.587	
2 -	36.414	23.724	1:00.138	72.31	3.198	10:52:22.725	
3 -	35.466	23.169	58.635	74.16	1.695	10:53:21.360	
4 -	35.678	23.426	59.104	73.57	2.164	10:54:20.464	
5 -	35.278	23.543	58.821	73.92	1.881	10:55:19.285	
6 -	34.854	22.968	57.822	75.20	0.882	10:56:17.107	
7 -	34.972	22.930	57.902	75.10	0.962	10:57:15.009	
8 -	35.010	22.724	57.734	75.32	0.794	10:58:12.743	
9 -	34.423	23.141	57.564 (3)	75.54	0.624	10:59:10.307	
10 -	34.483	22.457	56.940 (1)	76.37		11:00:07.247	
11 -	34.383	22.737	57.120 (2)	76.13	0.180	11:01:04.367	
12 -	34.981	22.869	57.850	75.17	0.910	11:02:02.217	

P18 198		Tony BOTTO		Suzuki SV650 - TB Motorcycles			
IDEAL LAP TIME : 56.967		BEST LAP TIME : 57.188		DIFFERENCE : 0.221			
LAP	SECTOR 1	SECTOR 2	LAP TIME	MPH	DIFF	TIME OF DAY	
1 -		23.836	1:07.538	64.38	10.350	10:51:23.172	
2 -	36.020	23.687	59.707	72.83	2.519	10:52:22.879	
3 -	35.798	23.461	59.259	73.38	2.071	10:53:22.138	
4 -	35.079	23.382	58.461	74.38	1.273	10:54:20.599	
5 -	35.783	23.044	58.827	73.92	1.639	10:55:19.426	
6 -	34.883	22.888	57.771	75.27	0.583	10:56:17.197	
7 -	35.110	23.208	58.318	74.56	1.130	10:57:15.515	
8 -	34.695	22.729	57.424 (2)	75.72	0.236	10:58:12.939	
9 -	34.383	23.107	57.490 (3)	75.64	0.302	10:59:10.429	
10 -	34.604	22.584	57.188 (1)	76.04		11:00:07.617	
11 -	34.505	23.272	57.777	75.26	0.589	11:01:05.394	
12 -	34.790	23.160	57.950	75.04	0.762	11:02:03.344	

Weather / Track : Cloudy / Dry

Brands Hatch Indy
Circuit Length = 1.2079 miles
Start: 10:50 Flag 11:01 End: 11:02

BMCRC - MRO Championships 2021 - Rnd 6 @ Brands Hatch Indy

MRO Minitwins

RACE 2 - SECTOR ANALYSIS



SECTOR 1 = FL to I1, SECTOR 2 = I1 to FL, DIFF = Difference To Personal Best Lap, P = Crossed Finish Line in Pit Lane, D = Time Disallowed

P19 101		Jon BARNES		Suzuki SV650 - Holder Tree Services		
IDEAL LAP TIME : 57.985		BEST LAP TIME : 57.985		DIFFERENCE : 0.000		
LAP	SECTOR 1	SECTOR 2	LAP TIME	MPH	DIFF	TIME OF DAY
1 -		24.209	1:07.999	63.95	10.014	10:51:23.633
2 -	36.062	23.367	59.429	73.17	1.444	10:52:23.062
3 -	35.923	23.304	59.227	73.42	1.242	10:53:22.289
4 -	35.571	23.263	58.834	73.91	0.849	10:54:21.123
5 -	35.427	23.255	58.682 (3)	74.10	0.697	10:55:19.805
6 -	35.402	23.121	58.523 (2)	74.30	0.538	10:56:18.328
7 -	35.626	23.756	59.382	73.23	1.397	10:57:17.710
8 -	36.057	23.440	59.497	73.08	1.512	10:58:17.207
9 -	35.630	23.143	58.773	73.98	0.788	10:59:15.980
10 -	35.400	23.301	58.701	74.08	0.716	11:00:14.681
11 -	35.053	22.932	57.985 (1)	74.99		11:01:12.666

P20 47		Tristan BOHANAN		Suzuki SV650 - Myself		
IDEAL LAP TIME : 58.213		BEST LAP TIME : 58.481		DIFFERENCE : 0.268		
LAP	SECTOR 1	SECTOR 2	LAP TIME	MPH	DIFF	TIME OF DAY
1 -		24.487	1:09.312	62.73	10.831	10:51:24.946
2 -	36.056	24.326	1:00.382	72.01	1.901	10:52:25.328
3 -	35.351	23.609	58.960	73.75	0.479	10:53:24.288
4 -	35.162	23.557	58.719 (3)	74.05	0.238	10:54:23.007
5 -	35.242	23.360	58.602 (2)	74.20	0.121	10:55:21.609
6 -	35.353	23.368	58.721	74.05	0.240	10:56:20.330
7 -	34.981	23.500	58.481 (1)	74.35		10:57:18.811
8 -	35.441	23.331	58.772	73.99	0.291	10:58:17.583
9 -	35.881	23.232	59.113	73.56	0.632	10:59:16.696
10 -	36.243	23.335	59.578	72.99	1.097	11:00:16.274
11 -	35.357	23.432	58.789	73.96	0.308	11:01:15.063

P21 29		Hayden KILLWORTH		Suzuki SV650 - BK Racing		
IDEAL LAP TIME : 57.711		BEST LAP TIME : 57.711		DIFFERENCE : 0.000		
LAP	SECTOR 1	SECTOR 2	LAP TIME	MPH	DIFF	TIME OF DAY
1 -		24.556	1:09.723	62.36	12.012	10:51:25.357
2 -	36.171	24.178	1:00.349	72.05	2.638	10:52:25.706
3 -	36.325	24.026	1:00.351	72.05	2.640	10:53:26.057
4 -	35.402	23.719	59.121	73.55	1.410	10:54:25.178
5 -	35.449	23.561	59.010	73.69	1.299	10:55:24.188
6 -	34.879	23.667	58.546 (3)	74.27	0.835	10:56:22.734
7 -	34.901	23.438	58.339 (2)	74.54	0.628	10:57:21.073
8 -	35.868	23.410	59.278	73.35	1.567	10:58:20.351
9 -	34.699	23.012	57.711 (1)	75.35		10:59:18.062
10 -	35.071	23.518	58.589	74.22	0.878	11:00:16.651
11 -	35.291	23.386	58.677	74.11	0.966	11:01:15.328

P22 144		Nick CRONIN		Suzuki SV650 -		
IDEAL LAP TIME : 57.619		BEST LAP TIME : 57.756		DIFFERENCE : 0.137		
LAP	SECTOR 1	SECTOR 2	LAP TIME	MPH	DIFF	TIME OF DAY
1 -		24.553	1:09.905	62.20	12.149	10:51:25.539
2 -	36.468	23.891	1:00.359	72.04	2.603	10:52:25.898
3 -	37.127	23.934	1:01.061	71.21	3.305	10:53:26.959
4 -	37.059	23.778	1:00.837	71.47	3.081	10:54:27.796
5 -	35.976	23.695	59.671	72.87	1.915	10:55:27.467
6 -	36.001	23.621	59.622	72.93	1.866	10:56:27.089
7 -	35.107	23.362	58.469	74.37	0.713	10:57:25.558
8 -	35.594	23.687	59.281	73.35	1.525	10:58:24.839
9 -	34.831	23.288	58.119 (3)	74.82	0.363	10:59:22.958
10 -	34.718	23.156	57.874 (2)	75.13	0.118	11:00:20.832
11 -	34.855	22.901	57.756 (1)	75.29		11:01:18.588

Weather / Track : Cloudy / Dry

Brands Hatch Indy
Circuit Length = 1.2079 miles
Start: 10:50 Flag 11:01 End: 11:02

BMCRC - MRO Championships 2021 - Rnd 6 @ Brands Hatch Indy

MRO Minitwins

RACE 2 - SECTOR ANALYSIS



SECTOR 1 = FL to I1, SECTOR 2 = I1 to FL, DIFF = Difference To Personal Best Lap, P = Crossed Finish Line in Pit Lane, D = Time Disallowed

P23 138		Craig JARMIN		Suzuki SV650 - BK Racing		
IDEAL LAP TIME : 1:00.743		BEST LAP TIME : 1:00.991		DIFFERENCE : 0.248		
LAP	SECTOR 1	SECTOR 2	LAP TIME	MPH	DIFF	TIME OF DAY
1 -		24.122	1:08.542	63.44	7.551	10:51:24.176
2 -	36.694	24.297	1:00.991 (1)	71.29		10:52:25.167
3 -	37.632	24.049	1:01.681 (2)	70.50	0.690	10:53:26.848
4 -	38.046	24.568	1:02.614	69.45	1.623	10:54:29.462
5 -	37.499	24.612	1:02.111 (3)	70.01	1.120	10:55:31.573
6 -	37.980	24.851	1:02.831	69.21	1.840	10:56:34.404
7 -	38.710	25.510	1:04.220	67.71	3.229	10:57:38.624
8 -	38.688	25.279	1:03.967	67.98	2.976	10:58:42.591
9 -	38.338	25.250	1:03.588	68.38	2.597	10:59:46.179
10 -	37.518	24.678	1:02.196	69.91	1.205	11:00:48.375
11 -	38.092	25.550	1:03.642	68.32	2.651	11:01:52.017

P24 116		Gareth FAITH		Suzuki SV650 - Sitramoto		
IDEAL LAP TIME : 1:03.326		BEST LAP TIME : 1:03.326		DIFFERENCE : 0.000		
LAP	SECTOR 1	SECTOR 2	LAP TIME	MPH	DIFF	TIME OF DAY
1 -		25.237	1:12.098	60.31	8.772	10:51:27.732
2 -	39.453	24.878	1:04.331	67.59	1.005	10:52:32.063
3 -	39.282	25.114	1:04.396	67.52	1.070	10:53:36.459
4 -	39.874	25.972	1:05.846	66.04	2.520	10:54:42.305
5 -	39.831	25.351	1:05.182	66.71	1.856	10:55:47.487
6 -	39.176	24.737	1:03.913 (3)	68.03	0.587	10:56:51.400
7 -	38.634	24.692	1:03.326 (1)	68.67		10:57:54.726
8 -	38.874	25.109	1:03.983	67.96	0.657	10:58:58.709
9 -	39.250	24.768	1:04.018	67.92	0.692	11:00:02.727
10 -	38.764	24.861	1:03.625 (2)	68.34	0.299	11:01:06.352

P25 70		Vanessa GILLAM		Suzuki SV650 - No More Straps Ltd		
IDEAL LAP TIME : 1:08.359		BEST LAP TIME : 1:08.477		DIFFERENCE : 0.118		
LAP	SECTOR 1	SECTOR 2	LAP TIME	MPH	DIFF	TIME OF DAY
1 -		27.909	1:18.089	55.68	9.612	10:51:33.723
2 -	42.336	27.532	1:09.868	62.24	1.391	10:52:43.591
3 -	42.161	27.850	1:10.011	62.11	1.534	10:53:53.602
4 -	41.489	27.349	1:08.838	63.17	0.361	10:55:02.440
5 -	41.328	27.149	1:08.477 (1)	63.50		10:56:10.917
6 -	41.426	27.618	1:09.044	62.98	0.567	10:57:19.961
7 -	41.360	27.940	1:09.300	62.75	0.823	10:58:29.261
8 -	41.359	27.344	1:08.703 (3)	63.29	0.226	10:59:37.964
9 -	41.633	27.317	1:08.950	63.06	0.473	11:00:46.914
10 -	41.613	27.031	1:08.644 (2)	63.35	0.167	11:01:55.558

P26 94		Rebecca HOUGHTON		Suzuki SV650 -		
IDEAL LAP TIME : 1:04.327		BEST LAP TIME : 1:04.327		DIFFERENCE : 0.000		
LAP	SECTOR 1	SECTOR 2	LAP TIME	MPH	DIFF	TIME OF DAY
1 -		27.498	1:17.876	55.83	13.549	10:51:33.510
2 -	40.290	25.736	1:06.026	65.86	1.699	10:52:39.536
3 -	40.107	25.443	1:05.550	66.34	1.223	10:53:45.086
4 -	39.510	25.375	1:04.885	67.02	0.558	10:54:49.971
5 -	39.138	25.189	1:04.327 (1)	67.60		10:55:54.298
6 -	39.257	25.447	1:04.704 (3)	67.20	0.377	10:56:59.002
7 -	39.281	25.258	1:04.539 (2)	67.37	0.212	10:58:03.541

Weather / Track : Cloudy / Dry

Brands Hatch Indy
Circuit Length = 1.2079 miles
Start: 10:50 Flag 11:01 End: 11:02

BMCRC - MRO Championships 2021 - Rnd 6 @ Brands Hatch Indy

MRO Minitwins

RACE 2 - BEST SECTORS

SECTOR 1			SECTOR 2			IDEAL / BEST COMPARISON						
POS	NO	NAME	TIME	NO	NAME	TIME	POS	NO	NAME	IDEAL	BEST	DIFF
									PERFECT LAP	52.230		
1	184	TWYFORD	31.249	96	HARRIS	20.981	1	184	TWYFORD	52.399	52.399	0.000
2	95	REYNOLDS	31.382	184	TWYFORD	21.150	2	95	REYNOLDS	52.578	52.881	0.303
3	96	HARRIS	31.684	95	REYNOLDS	21.196	3	96	HARRIS	52.665	53.073	0.408
4	78	POVAH	31.750	78	POVAH	21.322	4	78	POVAH	53.072	53.119	0.047
5	661	HARRIS	31.971	19	LILLEY	21.506	5	661	HARRIS	53.555	53.610	0.055
6	16	COOPER	32.022	661	HARRIS	21.584	6	19	LILLEY	53.637	53.660	0.023
7	19	LILLEY	32.131	30	MELLOR	21.591	7	16	COOPER	53.719	53.736	0.017
8	30	MELLOR	32.251	16	COOPER	21.697	8	30	MELLOR	53.842	53.890	0.048
9	5	MANTELL	32.749	62	KING	21.760	9	5	MANTELL	54.590	55.108	0.518
10	66	DUCRAN	32.940	5	MANTELL	21.841	10	62	KING	54.701	54.823	0.122
11	62	KING	32.941	66	DUCRAN	21.853	11	66	DUCRAN	54.793	55.057	0.264
12	99	ELLIS	33.068	99	ELLIS	21.901	12	99	ELLIS	54.969	54.969	0.000
13	40	WILKINSON	33.394	40	WILKINSON	22.146	13	40	WILKINSON	55.540	55.608	0.068
14	84	BRANCO	34.213	44	PARKER	22.457	14	84	BRANCO	56.740	56.740	0.000
15	159	RIDGWELL	34.364	84	BRANCO	22.527	15	44	PARKER	56.840	56.940	0.100
16	44	PARKER	34.383	159	RIDGWELL	22.560	16	159	RIDGWELL	56.924	56.924	0.000
17	198	BOTTO	34.383	198	BOTTO	22.584	17	198	BOTTO	56.967	57.188	0.221
18	29	KILLWORTH	34.699	34	JOHNSON	22.707	18	34	JOHNSON	57.445	57.653	0.208
19	144	CRONIN	34.718	144	CRONIN	22.901	19	144	CRONIN	57.619	57.756	0.137
20	34	JOHNSON	34.738	101	BARNES	22.932	20	29	KILLWORTH	57.711	57.711	0.000
21	47	BOHANAN	34.981	29	KILLWORTH	23.012	21	101	BARNES	57.985	57.985	0.000
22	101	BARNES	35.053	47	BOHANAN	23.232	22	47	BOHANAN	58.213	58.481	0.268
23	138	JARMIN	36.694	138	JARMIN	24.049	23	138	JARMIN	1:00.743	1:00.991	0.248
24	116	FAITH	38.634	116	FAITH	24.692	24	116	FAITH	1:03.326	1:03.326	0.000
25	94	HOUGHTON	39.138	94	HOUGHTON	25.189	25	94	HOUGHTON	1:04.327	1:04.327	0.000
26	70	GILLAM	41.328	70	GILLAM	27.031	26	70	GILLAM	1:08.359	1:08.477	0.118

Weather / Track : Cloudy / Dry

Results can be found at www.tsl-timing.com

Brands Hatch Indy
Circuit Length = 1.2079 miles
Start: 10:50 Flag 11:01 End: 11:02

Printed - 11:05 Sunday, 03 October 2021

BMCRC - MRO Championships 2021 - Rnd 6 @ Brands Hatch Indy

MRO Minitwins

RACE 2 - STATISTICS

Competitors Started	26
Planned Start	2021-10-03 @ 10:40:00.000
Actual Start	2021-10-03 @ 10:50:15.633
Finish Time	2021-10-03 @ 11:01:05.925
Track Length	1.2079mi.
Total Laps	298
Total Distance Covered	359.9677mi.

Session Fastest Lap History

NO	NAME	LAP TIME	TIME OF DAY	LAP	VEHICLE
78	Keith POVAH	54.763	10:52:10.019	2	Suzuki SV650
96	Dan HARRIS	54.356	10:52:10.211	2	Suzuki SV650
96	Dan HARRIS	53.698	10:53:03.912	3	Suzuki SV650
96	Dan HARRIS	53.517	10:53:57.430	4	Suzuki SV650
78	Keith POVAH	53.432	10:53:57.455	4	Suzuki SV650
78	Keith POVAH	53.404	10:56:38.703	7	Suzuki SV650
78	Keith POVAH	53.374	10:57:32.078	8	Suzuki SV650
96	Dan HARRIS	53.334	10:57:32.339	8	Suzuki SV650
95	John REYNOLDS	53.248	10:57:32.734	8	Suzuki SV650
96	Dan HARRIS	53.234	10:58:25.575	9	Suzuki SV650
95	John REYNOLDS	52.881	10:58:25.601	9	Suzuki SV650
184	David TWYFORD	52.800	10:58:26.499	9	Suzuki SV650
184	David TWYFORD	52.399	10:59:18.938	10	Suzuki SV650

Session Leader History

NO	NAME	FROM LAP	LAPS LED	DISTANCE	VEHICLE
78	Keith POVAH	1	2	2.41 miles	Suzuki SV650
96	Dan HARRIS	3	2	2.41 miles	Suzuki SV650
78	Keith POVAH	5	8	9.66 miles	Suzuki SV650

Flag History

TYPE	TIME OF DAY
GREEN	10:50:15.633
FINISH	11:01:05.925

Flag Statistics

TYPE	COUNT	TOTAL LAPS	TOTAL TIME
Green	1	12	11:54.017
Red	0	0	0.000
Safety Car	0	0	0.000
FCY	0	0	0.000

Weather / Track : Cloudy / Dry

Results can be found at www.tsl-timing.com

Brands Hatch Indy
Circuit Length = 1.2079 miles
Start: 10:50 Flag 11:01 End: 11:02

Printed - 11:06 Sunday, 03 October 2021

MRO Minitwins

RACE 13 - GRID (12 Laps)

ROW 9		26	1:08.477	70	Vanessa GILLAM	25	1:04.327	94	Rebecca HOUGHTON				
ROW 8	24	1:03.326	116	Gareth FAITH	23	1:00.991	138	Craig JARMIN	22	58.481	47	Tristan BOHANAN	
ROW 7		21	57.985	101	Jon BARNES	20	57.756	144	Nick CRONIN	19	57.711	29	Hayden KILLWORTH
ROW 6	18	57.653	34	Andrew JOHNSON	17	57.188	198	Tony BOTTO	16	56.940	44	Tony PARKER	
ROW 5		15	56.924	159	Benn RIDGWELL	14	56.740	84	Ricardo BRANCO	13	55.608	40	Simon WILKINSON
ROW 4	12	55.108	5	Barry MANTELL	11	55.057	66	Mitch DUCRAN	10	54.969	99	Lee ELLIS	
ROW 3		9	54.823	62	James KING	8	53.890	30	Owen MELLOR	7	53.736	16	Martin COOPER
ROW 2	6	53.660	19	Kevin LILLEY	5	53.610	661	Cameron HARRIS	4	53.119	78	Keith POVAH	
ROW 1		3	53.073	96	Dan HARRIS	2	52.881	95	John REYNOLDS	1	52.399	184	David TWYFORD
												Pole	

These results are provisional until the conclusion of any judicial and technical matters.

Brands Hatch Indy
Circuit Length = 1.2079 miles

Clerk Of Course :	Stewards :	Timekeeper : Alan Povey
-------------------	------------	-------------------------

Results can be found at www.tsl-timing.com

Printed - 11:08 Sunday, 03 October 2021



BMCRC - MRO Championships 2021 - Rnd 6 @ Brands Hatch Indy



MRO Minitwins

RACE 13 - CLASSIFICATION

POS	NO	NAME	ENTRY	LAPS	TIME	GAP	DIFF	MPH	BEST	ON
1	95	John REYNOLDS	Suzuki SV650 - Fins Motorcycles	10	8:58.355			80.77	53.210	10
2	184	David TWYFORD	Suzuki SV650 -	10	8:58.436	0.081	0.081	80.76	52.791	10
3	78	Keith POVAH	Suzuki SV650 - Instagram @crap.sack give us a folk	10	8:58.865	0.510	0.429	80.69	53.030	3
4	661	Cameron HARRIS	Suzuki SV650 - Harris Performance	10	8:59.053	0.698	0.188	80.67	52.474	9
5	96	Dan HARRIS	Suzuki SV650 - HP Racing	10	9:00.638	2.283	1.585	80.43	53.044	4
6	16	Martin COOPER	Suzuki SV650 -	10	9:01.616	3.261	0.978	80.28	53.223	10
7	19	Kevin LILLEY	Suzuki SV650 - Trafalgar Cleaning Eqpt. / Steve Jorr	10	9:01.908	3.553	0.292	80.24	53.002	7
8	30	Owen MELLOR	Suzuki SV650 - Team Mellor Racing	10	9:03.602	5.247	1.694	79.99	53.259	7
9	66	Mitch DUCRAN	Suzuki SV650 - JP Haulage	10	9:07.489	9.134	3.887	79.42	53.630	8
10	5	Barry MANTELL	Suzuki SV650 - Swedish car connection	10	9:11.282	12.927	3.793	78.88	54.136	3
11	99	Lee ELLIS	Suzuki SV650 -	10	9:14.420	16.065	3.138	78.43	54.364	2
12	62	James KING	Suzuki SV650 - King and Drury construction	10	9:14.526	16.171	0.106	78.42	54.372	9
13	40	Simon WILKINSON	Suzuki SV650 - S P Wilkinson Engineering Ltd	10	9:22.856	24.501	8.330	77.25	55.080	4
14	159	Benn RIDGWELL	Suzuki SV650 - Ridgely Racing	10	9:27.389	29.034	4.533	76.64	55.607	4
15	34	Andrew JOHNSON	Suzuki SV650 - Rose & Charlie Racing	10	9:28.025	29.670	0.636	76.55	55.395	4
16	144	Nick CRONIN	Suzuki SV650 -	10	9:29.406	31.051	1.381	76.37	55.267	7
17	84	Ricardo BRANCO	Suzuki SV650 - IMP Racing	10	9:33.201	34.846	3.795	75.86	56.109	2
18	101	Jon BARNES	Suzuki SV650 - Holder Tree Services	10	9:41.234	42.879	8.033	74.81	56.421	9
19	44	Tony PARKER	Suzuki SV650 - Insta-emerald_elevators	10	9:50.398	52.043	9.164	73.65	57.989	3
20	29	Hayden KILLWORTH	Suzuki SV650 - BK Racing	10	9:52.266	53.911	1.868	73.42	57.783	9
21	198	Tony BOTTO	Suzuki SV650 - TB Motorcycles	9	9:08.420	1 Lap	1 Lap	71.36	57.766	4
22	116	Gareth FAITH	Suzuki SV650 - Sitramoto	9	9:18.212	1 Lap	9.792	70.11	1:00.001	4
23	138	Craig JARMIN	Suzuki SV650 - BK Racing	9	9:18.642	1 Lap	0.430	70.05	1:00.236	9
24	94	Rebecca HOUGHTON	Suzuki SV650 -	9	9:41.572	1 Lap	22.930	67.29	1:02.025	8
25	70	Vanessa GILLAM	Suzuki SV650 - No More Straps Ltd	8	9:11.725	2 Laps	1 Lap	63.05	1:06.620	8

FASTEST LAP

661	Cameron HARRIS	Suzuki SV650 - Harris Performance	9	52.474	82.87 mph	133.36 kph
-----	----------------	-----------------------------------	---	--------	-----------	------------

92.5% of Race Speed = 74.71 mph

Weather / Track : Cloudy / Dry

These results are provisional until the conclusion of any judicial and technical matters.

Brands Hatch Indy: 1.2079 miles
Race Distance: 10 Laps / 12.07 miles
Start: 15:09 Flag 15:18 End: 15:18

Clerk Of Course :	Stewards :	Timekeeper : Alan Povey
-------------------	------------	-------------------------

Results can be found at www.tsl-timing.com

Printed - 15:21 Sunday, 03 October 2021



BMCRC - MRO Championships 2021 - Rnd 6 @ Brands Hatch Indy

MRO Minitwins

RACE 13 - LAP CHART

LAP 1 @ 15:09:59.475			LAP 2 @ 15:10:52.972			LAP 3 @ 15:11:46.369			LAP 4 @ 15:12:39.735			LAP 5 @ 15:13:33.608		
NO	BEHIND	LAP TIME	NO	BEHIND	LAP TIME	NO	BEHIND	LAP TIME	NO	BEHIND	LAP TIME	NO	BEHIND	LAP TIME
95		57.523	95		53.497	95		53.397	95		53.366	95		53.873
184	0.116	57.639	184	0.574	53.955	78	0.297	53.030	78	0.073	53.142	78	0.500	54.300
78	0.463	57.986	78	0.664	53.698	184	0.696	53.519	184	0.245	52.915	184	0.615	54.243
661	0.895	58.418	661	0.967	53.569	661	0.754	53.184	661	0.618	53.230	661	0.834	54.089
96	1.331	58.854	96	1.137	53.303	96	1.249	53.509	96	0.927	53.044	96	1.177	54.123
16	1.607	59.130	16	1.477	53.367	16	1.400	53.320	16	1.599	53.565	16	1.222	53.496
30	1.924	59.447	30	1.880	53.453	30	1.803	53.320	30	1.928	53.491	30	1.480	53.425
99	2.322	59.845	99	3.189	54.364	19	3.910	53.978	19	3.826	53.282	19	3.538	53.585
19	2.513	1:00.036	19	3.329	54.313	99	4.158	54.366	66	5.453	54.451	66	5.810	54.230
66	2.810	1:00.333	66	3.365	54.052	66	4.368	54.400	99	6.110	55.318	99	7.835	55.598
5	3.021	1:00.544	5	3.799	54.275	5	4.538	54.136	5	6.314	55.142	5	7.974	55.533
62	4.055	1:01.578	62	5.696	55.138	62	7.060	54.761	62	8.532	54.838	62	9.323	54.664
84	4.673	1:02.196	84	7.285	56.109	40	9.511	55.510	40	11.225	55.080	70	1 Lap	1:09.198
40	4.856	1:02.379	159	7.391	55.618	159	10.173	56.179	159	12.414	55.607	40	12.706	55.354
159	5.270	1:02.793	40	7.398	56.039	84	10.883	56.995	84	13.701	56.184	159	14.692	56.151
34	6.586	1:04.109	34	9.474	56.385	34	11.785	55.708	34	13.814	55.395	34	15.856	55.915
144	7.419	1:04.942	144	9.911	55.989	144	12.372	55.858	144	14.295	55.289	84	16.642	56.814
101	8.390	1:05.913	101	12.615	57.722	101	16.749	57.531	101	20.644	57.261	144	16.924	56.502
44	8.486	1:06.009	44	13.734	58.745	44	18.326	57.989	44	23.118	58.158	101	23.837	57.066
198	9.402	1:06.925	198	16.016	1:00.111	29	21.296	58.367	29	26.000	58.070	44	27.252	58.007
29	9.814	1:07.337	29	16.326	1:00.009	198	21.732	59.113	198	26.132	57.766	29	30.275	58.148
138	12.271	1:09.794	138	20.976	1:02.202	116	29.027	1:01.253	116	35.662	1:00.001	198	30.358	58.099
116	12.395	1:09.918	116	21.171	1:02.273	138	29.185	1:01.606	138	36.672	1:00.853	138	43.567	1:00.768
94	15.310	1:12.833	94	27.003	1:05.190	94	37.675	1:04.069	94	48.919	1:04.610	116	43.669	1:01.880
70	17.730	1:15.253	70	32.557	1:08.324	70	48.553	1:09.393						

BMCRC - MRO Championships 2021 - Rnd 6 @ Brands Hatch Indy

MRO Minitwins

RACE 13 - LAP CHART

LAP 6 @ 15:14:27.123			LAP 7 @ 15:15:20.387			LAP 8 @ 15:16:13.856			LAP 9 @ 15:17:07.097			LAP 10 @ 15:18:00.307		
NO	BEHIND	LAP TIME	NO	BEHIND	LAP TIME	NO	BEHIND	LAP TIME	NO	BEHIND	LAP TIME	NO	BEHIND	LAP TIME
95		53.515	95		53.264	95		53.469	95		53.241	95		53.210
78	0.900	53.915	78	0.700	53.064	78	0.575	53.344	78	0.412	53.078	184	0.081	52.791
184	1.157	54.057	184	0.951	53.058	184	0.705	53.223	184	0.500	53.036	78	0.510	53.308
661	1.175	53.856	661	1.025	53.114	661	1.906	54.350	661	1.139	52.474	661	0.698	52.769
96	1.471	53.809	96	1.329	53.122	96	2.005	54.145	96	2.121	53.357	96	2.283	53.372
16	1.729	54.022	16	1.889	53.424	16	2.404	53.984	16	3.248	54.085	16	3.261	53.223
30	2.141	54.176	30	2.136	53.259	19	3.596	53.985	19	3.749	53.394	19	3.553	53.014
19	3.342	53.319	19	3.080	53.002	30	3.656	54.989	30	4.245	53.830	30	5.247	54.212
94	1 Lap	1:04.179	66	6.865	54.160	116	1 Lap	1:00.884	198	1 Lap	59.466	66	9.134	54.342
66	5.969	53.674	5	9.823	54.245	138	1 Lap	1:01.257	66	8.002	54.217	198	1 Lap	58.911
5	8.842	54.383	99	11.617	55.263	66	7.026	53.630	5	11.996	54.188	5	12.927	54.141
99	9.618	55.298	62	12.010	54.569	5	11.049	54.695	116	1 Lap	1:00.525	70	2 Laps	1:06.620
62	10.705	54.897	94	1 Lap	1:03.217	99	12.894	54.746	138	1 Lap	1:00.910	99	16.065	55.244
40	15.202	56.011	40	17.325	55.387	62	13.070	54.529	99	14.031	54.378	62	16.171	55.180
159	17.383	56.206	159	20.055	55.936	40	20.015	56.159	62	14.201	54.372	116	1 Lap	1:00.450
34	19.335	56.994	34	21.979	55.908	159	22.308	55.722	40	22.142	55.368	138	1 Lap	1:00.236
84	20.215	57.088	144	22.574	55.267	34	24.526	56.016	159	25.510	56.443	40	24.501	55.569
144	20.571	57.162	84	24.023	57.072	94	1 Lap	1:02.877	34	27.279	55.994	159	29.034	56.734
70	1 Lap	1:07.996	101	31.722	57.817	144	25.372	56.267	144	28.520	56.389	34	29.670	55.601
101	27.169	56.847	44	37.392	58.445	84	27.658	57.104	84	31.198	56.781	144	31.051	55.741
44	32.211	58.474	70	1 Lap	1:07.900	101	34.967	56.714	94	1 Lap	1:02.025	84	34.846	56.858
29	34.718	57.958	29	40.009	58.555	44	42.021	58.098	101	38.147	56.421	101	42.879	57.942
198	34.932	58.089	198	51.608	1:09.940	29	44.387	57.847	44	47.134	58.354	94	1 Lap	1:02.572
138	51.068	1:01.016				70	1 Lap	1:07.041	29	48.929	57.783	44	52.043	58.119
116	51.182	1:01.028										29	53.911	58.192

Weather / Track : Cloudy / Dry

BMCRC - MRO Championships 2021 - Rnd 6 @ Brands Hatch Indy

MRO Minitwins

RACE 13 - SECTOR ANALYSIS



SECTOR 1 = FL to I1, SECTOR 2 = I1 to FL, DIFF = Difference To Personal Best Lap, P = Crossed Finish Line in Pit Lane, D = Time Disallowed

P1 95		John REYNOLDS		Suzuki SV650 - Fins Motorcycles			
IDEAL LAP TIME : 53.081		BEST LAP TIME : 53.210		DIFFERENCE : 0.129			
LAP	SECTOR 1	SECTOR 2	LAP TIME	MPH	DIFF	TIME OF DAY	
1 -		21.343	57.523	75.59	4.313	15:09:59.475	
2 -	32.112	21.385	53.497	81.28	0.287	15:10:52.972	
3 -	32.099	21.298	53.397	81.43	0.187	15:11:46.369	
4 -	31.989	21.377	53.366	81.48	0.156	15:12:39.735	
5 -	32.384	21.489	53.873	80.71	0.663	15:13:33.608	
6 -	32.099	21.416	53.515	81.25	0.305	15:14:27.123	
7 -	31.895	21.369	53.264 (3)	81.64	0.054	15:15:20.387	
8 -	32.128	21.341	53.469	81.32	0.259	15:16:13.856	
9 -	31.990	21.251	53.241 (2)	81.67	0.031	15:17:07.097	
10 -	32.024	21.186	53.210 (1)	81.72		15:18:00.307	

P2 184		David TWYFORD		Suzuki SV650 -			
IDEAL LAP TIME : 52.598		BEST LAP TIME : 52.791		DIFFERENCE : 0.193			
LAP	SECTOR 1	SECTOR 2	LAP TIME	MPH	DIFF	TIME OF DAY	
1 -		21.179	57.639	75.44	4.848	15:09:59.591	
2 -	32.379	21.576	53.955	80.59	1.164	15:10:53.546	
3 -	32.516	21.003	53.519	81.25	0.728	15:11:47.065	
4 -	31.641	21.274	52.915 (2)	82.18	0.124	15:12:39.980	
5 -	32.908	21.335	54.243	80.16	1.452	15:13:34.223	
6 -	32.554	21.503	54.057	80.44	1.266	15:14:28.280	
7 -	31.895	21.163	53.058	81.95	0.267	15:15:21.338	
8 -	32.244	20.979	53.223	81.70	0.432	15:16:14.561	
9 -	31.927	21.109	53.036 (3)	81.99	0.245	15:17:07.597	
10 -	31.834	20.957	52.791 (1)	82.37		15:18:00.388	

P3 78		Keith POVAH		Suzuki SV650 - Instagram @crap.sack give us a follow!			
IDEAL LAP TIME : 52.886		BEST LAP TIME : 53.030		DIFFERENCE : 0.144			
LAP	SECTOR 1	SECTOR 2	LAP TIME	MPH	DIFF	TIME OF DAY	
1 -		21.231	57.986	74.99	4.956	15:09:59.938	
2 -	32.164	21.534	53.698	80.98	0.668	15:10:53.636	
3 -	31.955	21.075	53.030 (1)	82.00		15:11:46.666	
4 -	31.899	21.243	53.142	81.82	0.112	15:12:39.808	
5 -	32.865	21.435	54.300	80.08	1.270	15:13:34.108	
6 -	32.478	21.437	53.915	80.65	0.885	15:14:28.023	
7 -	31.824	21.240	53.064 (2)	81.95	0.034	15:15:21.087	
8 -	32.079	21.265	53.344	81.52	0.314	15:16:14.431	
9 -	31.811	21.267	53.078 (3)	81.92	0.048	15:17:07.509	
10 -	32.143	21.165	53.308	81.57	0.278	15:18:00.817	

P4 661		Cameron HARRIS		Suzuki SV650 - Harris Performance			
IDEAL LAP TIME : 52.474		BEST LAP TIME : 52.474		DIFFERENCE : 0.000			
LAP	SECTOR 1	SECTOR 2	LAP TIME	MPH	DIFF	TIME OF DAY	
1 -		21.479	58.418	74.43	5.944	15:10:00.370	
2 -	32.045	21.524	53.569	81.17	1.095	15:10:53.939	
3 -	31.930	21.254	53.184	81.76	0.710	15:11:47.123	
4 -	31.925	21.305	53.230	81.69	0.756	15:12:40.353	
5 -	32.726	21.363	54.089	80.39	1.615	15:13:34.442	
6 -	32.325	21.531	53.856	80.74	1.382	15:14:28.298	
7 -	31.790	21.324	53.114 (3)	81.87	0.640	15:15:21.412	
8 -	32.967	21.383	54.350	80.01	1.876	15:16:15.762	
9 -	31.423	21.051	52.474 (1)	82.87		15:17:08.236	
10 -	31.594	21.175	52.769 (2)	82.40	0.295	15:18:01.005	

Weather / Track : Cloudy / Dry

Brands Hatch Indy
Circuit Length = 1.2079 miles
Start: 15:09 Flag 15:18 End: 15:18

BMCRC - MRO Championships 2021 - Rnd 6 @ Brands Hatch Indy

MRO Minitwins

RACE 13 - SECTOR ANALYSIS



SECTOR 1 = FL to I1, SECTOR 2 = I1 to FL, DIFF = Difference To Personal Best Lap, P = Crossed Finish Line in Pit Lane, D = Time Disallowed

P5 96 Dan HARRIS		Suzuki SV650 - HP Racing				
IDEAL LAP TIME : 52.965		BEST LAP TIME : 53.044		DIFFERENCE : 0.079		
LAP	SECTOR 1	SECTOR 2	LAP TIME	MPH	DIFF	TIME OF DAY
1 -		21.385	58.854	73.88	5.810	15:10:00.806
2 -	31.972	21.331	53.303 (3)	81.58	0.259	15:10:54.109
3 -	32.213	21.296	53.509	81.26	0.465	15:11:47.618
4 -	31.893	21.151	53.044 (1)	81.98		15:12:40.662
5 -	32.492	21.631	54.123	80.34	1.079	15:13:34.785
6 -	32.144	21.665	53.809	80.81	0.765	15:14:28.594
7 -	32.050	21.072	53.122 (2)	81.86	0.078	15:15:21.716
8 -	32.970	21.175	54.145	80.31	1.101	15:16:15.861
9 -	32.205	21.152	53.357	81.50	0.313	15:17:09.218
10 -	32.022	21.350	53.372	81.47	0.328	15:18:02.590

P6 16 Martin COOPER		Suzuki SV650 -				
IDEAL LAP TIME : 52.999		BEST LAP TIME : 53.223		DIFFERENCE : 0.224		
LAP	SECTOR 1	SECTOR 2	LAP TIME	MPH	DIFF	TIME OF DAY
1 -		21.520	59.130	73.54	5.907	15:10:01.082
2 -	32.003	21.364	53.367 (3)	81.48	0.144	15:10:54.449
3 -	32.041	21.279	53.320 (2)	81.55	0.097	15:11:47.769
4 -	32.084	21.481	53.565	81.18	0.342	15:12:41.334
5 -	32.049	21.447	53.496	81.28	0.273	15:13:34.830
6 -	32.437	21.585	54.022	80.49	0.799	15:14:28.852
7 -	32.031	21.393	53.424	81.39	0.201	15:15:22.276
8 -	32.543	21.441	53.984	80.55	0.761	15:16:16.260
9 -	32.142	21.943	54.085	80.40	0.862	15:17:10.345
10 -	31.720	21.503	53.223 (1)	81.70		15:18:03.568

P7 19 Kevin LILLEY		Suzuki SV650 - Trafalgar Cleaning Eqpt. / Steve Jordan Motorcy				
IDEAL LAP TIME : 52.769		BEST LAP TIME : 53.002		DIFFERENCE : 0.233		
LAP	SECTOR 1	SECTOR 2	LAP TIME	MPH	DIFF	TIME OF DAY
1 -		21.507	1:00.036	72.43	7.034	15:10:01.988
2 -	32.725	21.588	54.313	80.06	1.311	15:10:56.301
3 -	32.422	21.556	53.978	80.56	0.976	15:11:50.279
4 -	31.851	21.431	53.282 (3)	81.61	0.280	15:12:43.561
5 -	32.183	21.402	53.585	81.15	0.583	15:13:37.146
6 -	31.860	21.459	53.319	81.55	0.317	15:14:30.465
7 -	31.752	21.250	53.002 (1)	82.04		15:15:23.467
8 -	32.164	21.821	53.985	80.55	0.983	15:16:17.452
9 -	31.557	21.837	53.394	81.44	0.392	15:17:10.846
10 -	31.519	21.495	53.014 (2)	82.02	0.012	15:18:03.860

P8 30 Owen MELLOR		Suzuki SV650 - Team Mellor Racing				
IDEAL LAP TIME : 53.211		BEST LAP TIME : 53.259		DIFFERENCE : 0.048		
LAP	SECTOR 1	SECTOR 2	LAP TIME	MPH	DIFF	TIME OF DAY
1 -		21.582	59.447	73.14	6.188	15:10:01.399
2 -	31.968	21.485	53.453	81.35	0.194	15:10:54.852
3 -	31.897	21.423	53.320 (2)	81.55	0.061	15:11:48.172
4 -	32.003	21.488	53.491	81.29	0.232	15:12:41.663
5 -	31.979	21.446	53.425 (3)	81.39	0.166	15:13:35.088
6 -	32.380	21.796	54.176	80.26	0.917	15:14:29.264
7 -	31.945	21.314	53.259 (1)	81.65		15:15:22.523
8 -	32.713	22.276	54.989	79.08	1.730	15:16:17.512
9 -	32.034	21.796	53.830	80.78	0.571	15:17:11.342
10 -	32.609	21.603	54.212	80.21	0.953	15:18:05.554

Weather / Track : Cloudy / Dry

Brands Hatch Indy
Circuit Length = 1.2079 miles
Start: 15:09 Flag 15:18 End: 15:18

BMCRC - MRO Championships 2021 - Rnd 6 @ Brands Hatch Indy

MRO Minitwins

RACE 13 - SECTOR ANALYSIS



SECTOR 1 = FL to I1, SECTOR 2 = I1 to FL, DIFF = Difference To Personal Best Lap, P = Crossed Finish Line in Pit Lane, D = Time Disallowed

P9 66		Mitch DUCRAN		Suzuki SV650 - JP Haulage			
IDEAL LAP TIME : 53.485		BEST LAP TIME : 53.630		DIFFERENCE : 0.145			
LAP	SECTOR 1	SECTOR 2	LAP TIME	MPH	DIFF	TIME OF DAY	
1 -		21.421	1:00.333	72.07	6.703	15:10:02.285	
2 -	32.483	21.569	54.052 (3)	80.45	0.422	15:10:56.337	
3 -	32.505	21.895	54.400	79.93	0.770	15:11:50.737	
4 -	32.655	21.796	54.451	79.86	0.821	15:12:45.188	
5 -	32.312	21.918	54.230	80.18	0.600	15:13:39.418	
6 -	32.202	21.472	53.674 (2)	81.01	0.044	15:14:33.092	
7 -	32.425	21.735	54.160	80.29	0.530	15:15:27.252	
8 -	32.244	21.386	53.630 (1)	81.08		15:16:20.882	
9 -	32.727	21.490	54.217	80.20	0.587	15:17:15.099	
10 -	32.099	22.243	54.342	80.02	0.712	15:18:09.441	

P10 5		Barry MANTELL		Suzuki SV650 - Swedish car connection			
IDEAL LAP TIME : 53.428		BEST LAP TIME : 54.136		DIFFERENCE : 0.708			
LAP	SECTOR 1	SECTOR 2	LAP TIME	MPH	DIFF	TIME OF DAY	
1 -		21.509	1:00.544	71.82	6.408	15:10:02.496	
2 -	32.871	21.404	54.275	80.12	0.139	15:10:56.771	
3 -	32.576	21.560	54.136 (1)	80.32		15:11:50.907	
4 -	32.910	22.232	55.142	78.86	1.006	15:12:46.049	
5 -	33.140	22.393	55.533	78.30	1.397	15:13:41.582	
6 -	32.544	21.839	54.383	79.96	0.247	15:14:35.965	
7 -	32.611	21.634	54.245	80.16	0.109	15:15:30.210	
8 -	32.658	22.037	54.695	79.50	0.559	15:16:24.905	
9 -	32.024	22.164	54.188 (3)	80.25	0.052	15:17:19.093	
10 -	32.246	21.895	54.141 (2)	80.31	0.005	15:18:13.234	

P11 99		Lee ELLIS		Suzuki SV650 -			
IDEAL LAP TIME : 54.160		BEST LAP TIME : 54.364		DIFFERENCE : 0.204			
LAP	SECTOR 1	SECTOR 2	LAP TIME	MPH	DIFF	TIME OF DAY	
1 -		21.676	59.845	72.66	5.481	15:10:01.797	
2 -	32.704	21.660	54.364 (1)	79.99		15:10:56.161	
3 -	32.500	21.866	54.366 (2)	79.98	0.002	15:11:50.527	
4 -	32.940	22.378	55.318	78.61	0.954	15:12:45.845	
5 -	33.212	22.386	55.598	78.21	1.234	15:13:41.443	
6 -	33.071	22.227	55.298	78.63	0.934	15:14:36.741	
7 -	33.377	21.886	55.263	78.68	0.899	15:15:32.004	
8 -	32.794	21.952	54.746	79.43	0.382	15:16:26.750	
9 -	32.586	21.792	54.378 (3)	79.96	0.014	15:17:21.128	
10 -	33.321	21.923	55.244	78.71	0.880	15:18:16.372	

P12 62		James KING		Suzuki SV650 - King and Drury construction			
IDEAL LAP TIME : 54.104		BEST LAP TIME : 54.372		DIFFERENCE : 0.268			
LAP	SECTOR 1	SECTOR 2	LAP TIME	MPH	DIFF	TIME OF DAY	
1 -		22.067	1:01.578	70.61	7.206	15:10:03.530	
2 -	33.241	21.897	55.138	78.86	0.766	15:10:58.668	
3 -	32.797	21.964	54.761	79.41	0.389	15:11:53.429	
4 -	32.853	21.985	54.838	79.29	0.466	15:12:48.267	
5 -	32.903	21.761	54.664	79.55	0.292	15:13:42.931	
6 -	33.009	21.888	54.897	79.21	0.525	15:14:37.828	
7 -	33.000	21.569	54.569 (3)	79.69	0.197	15:15:32.397	
8 -	32.874	21.655	54.529 (2)	79.74	0.157	15:16:26.926	
9 -	32.555	21.817	54.372 (1)	79.97		15:17:21.298	
10 -	33.631	21.549	55.180	78.80	0.808	15:18:16.478	

Weather / Track : Cloudy / Dry

Brands Hatch Indy
Circuit Length = 1.2079 miles
Start: 15:09 Flag 15:18 End: 15:18

BMCRC - MRO Championships 2021 - Rnd 6 @ Brands Hatch Indy

MRO Minitwins

RACE 13 - SECTOR ANALYSIS



SECTOR 1 = FL to I1, SECTOR 2 = I1 to FL, DIFF = Difference To Personal Best Lap, P = Crossed Finish Line in Pit Lane, D = Time Disallowed

P13 40		Simon WILKINSON		Suzuki SV650 - S P Wilkinson Engineering Ltd			
IDEAL LAP TIME : 54.862		BEST LAP TIME : 55.080		DIFFERENCE : 0.218			
LAP	SECTOR 1	SECTOR 2	LAP TIME	MPH	DIFF	TIME OF DAY	
1 -		21.962	1:02.379	69.71	7.299	15:10:04.331	
2 -	33.535	22.504	56.039	77.59	0.959	15:11:00.370	
3 -	33.564	21.946	55.510	78.33	0.430	15:11:55.880	
4 -	32.916	22.164	55.080 (1)	78.95		15:12:50.960	
5 -	33.317	22.037	55.354 (2)	78.55	0.274	15:13:46.314	
6 -	33.862	22.149	56.011	77.63	0.931	15:14:42.325	
7 -	33.353	22.034	55.387	78.51	0.307	15:15:37.712	
8 -	34.044	22.115	56.159	77.43	1.079	15:16:33.871	
9 -	33.420	21.948	55.368 (3)	78.54	0.288	15:17:29.239	
10 -	33.286	22.283	55.569	78.25	0.489	15:18:24.808	

P14 159		Benn RIDGWELL		Suzuki SV650 - Ridgey Racing			
IDEAL LAP TIME : 55.318		BEST LAP TIME : 55.607		DIFFERENCE : 0.289			
LAP	SECTOR 1	SECTOR 2	LAP TIME	MPH	DIFF	TIME OF DAY	
1 -		22.158	1:02.793	69.25	7.186	15:10:04.745	
2 -	33.330	22.288	55.618 (2)	78.18	0.011	15:11:00.363	
3 -	34.191	21.988	56.179	77.40	0.572	15:11:56.542	
4 -	33.354	22.253	55.607 (1)	78.20		15:12:52.149	
5 -	33.817	22.334	56.151	77.44	0.544	15:13:48.300	
6 -	33.954	22.252	56.206	77.36	0.599	15:14:44.506	
7 -	33.800	22.136	55.936	77.74	0.329	15:15:40.442	
8 -	33.595	22.127	55.722 (3)	78.04	0.115	15:16:36.164	
9 -	34.151	22.292	56.443	77.04	0.836	15:17:32.607	
10 -	34.146	22.588	56.734	76.64	1.127	15:18:29.341	

P15 34		Andrew JOHNSON		Suzuki SV650 - Rose & Charlie Racing			
IDEAL LAP TIME : 55.181		BEST LAP TIME : 55.395		DIFFERENCE : 0.214			
LAP	SECTOR 1	SECTOR 2	LAP TIME	MPH	DIFF	TIME OF DAY	
1 -		22.295	1:04.109	67.83	8.714	15:10:06.061	
2 -	34.023	22.362	56.385	77.12	0.990	15:11:02.446	
3 -	33.898	21.810	55.708 (3)	78.06	0.313	15:11:58.154	
4 -	33.371	22.024	55.395 (1)	78.50		15:12:53.549	
5 -	33.819	22.096	55.915	77.77	0.520	15:13:49.464	
6 -	35.005	21.989	56.994	76.29	1.599	15:14:46.458	
7 -	33.892	22.016	55.908	77.78	0.513	15:15:42.366	
8 -	33.799	22.217	56.016	77.63	0.621	15:16:38.382	
9 -	33.995	21.999	55.994	77.66	0.599	15:17:34.376	
10 -	33.736	21.865	55.601 (2)	78.21	0.206	15:18:29.977	

P16 144		Nick CRONIN		Suzuki SV650 -			
IDEAL LAP TIME : 55.169		BEST LAP TIME : 55.267		DIFFERENCE : 0.098			
LAP	SECTOR 1	SECTOR 2	LAP TIME	MPH	DIFF	TIME OF DAY	
1 -		22.841	1:04.942	66.96	9.675	15:10:06.894	
2 -	33.622	22.367	55.989	77.66	0.722	15:11:02.883	
3 -	33.709	22.149	55.858	77.85	0.591	15:11:58.741	
4 -	33.020	22.269	55.289 (2)	78.65	0.022	15:12:54.030	
5 -	33.764	22.738	56.502	76.96	1.235	15:13:50.532	
6 -	34.187	22.975	57.162	76.07	1.895	15:14:47.694	
7 -	33.101	22.166	55.267 (1)	78.68		15:15:42.961	
8 -	33.661	22.606	56.267	77.28	1.000	15:16:39.228	
9 -	33.718	22.671	56.389	77.11	1.122	15:17:35.617	
10 -	33.504	22.237	55.741 (3)	78.01	0.474	15:18:31.358	

Weather / Track : Cloudy / Dry

Brands Hatch Indy
Circuit Length = 1.2079 miles
Start: 15:09 Flag 15:18 End: 15:18

BMCRC - MRO Championships 2021 - Rnd 6 @ Brands Hatch Indy

MRO Minitwins

RACE 13 - SECTOR ANALYSIS



SECTOR 1 = FL to I1, SECTOR 2 = I1 to FL, DIFF = Difference To Personal Best Lap, P = Crossed Finish Line in Pit Lane, D = Time Disallowed

P17 84		Ricardo BRANCO		Suzuki SV650 - IMP Racing		
IDEAL LAP TIME : 55.604		BEST LAP TIME : 56.109		DIFFERENCE : 0.505		
LAP	SECTOR 1	SECTOR 2	LAP TIME	MPH	DIFF	TIME OF DAY
1 -		22.214	1:02.196	69.91	6.087	15:10:04.148
2 -	33.417	22.692	56.109 (1)	77.50		15:11:00.257
3 -	34.395	22.600	56.995	76.29	0.886	15:11:57.252
4 -	33.390	22.794	56.184 (2)	77.39	0.075	15:12:53.436
5 -	34.186	22.628	56.814	76.54	0.705	15:13:50.250
6 -	34.248	22.840	57.088	76.17	0.979	15:14:47.338
7 -	34.420	22.652	57.072	76.19	0.963	15:15:44.410
8 -	34.257	22.847	57.104	76.15	0.995	15:16:41.514
9 -	34.041	22.740	56.781 (3)	76.58	0.672	15:17:38.295
10 -	33.972	22.886	56.858	76.48	0.749	15:18:35.153

P18 101		Jon BARNES		Suzuki SV650 - Holder Tree Services		
IDEAL LAP TIME : 56.384		BEST LAP TIME : 56.421		DIFFERENCE : 0.037		
LAP	SECTOR 1	SECTOR 2	LAP TIME	MPH	DIFF	TIME OF DAY
1 -		23.104	1:05.913	65.97	9.492	15:10:07.865
2 -	35.007	22.715	57.722	75.33	1.301	15:11:05.587
3 -	34.810	22.721	57.531	75.58	1.110	15:12:03.118
4 -	34.583	22.678	57.261	75.94	0.840	15:13:00.379
5 -	34.529	22.537	57.066	76.20	0.645	15:13:57.445
6 -	34.479	22.368	56.847 (3)	76.49	0.426	15:14:54.292
7 -	35.462	22.355	57.817	75.21	1.396	15:15:52.109
8 -	34.462	22.252	56.714 (2)	76.67	0.293	15:16:48.823
9 -	34.157	22.264	56.421 (1)	77.07		15:17:45.244
10 -	34.132	23.810	57.942	75.05	1.521	15:18:43.186

P19 44		Tony PARKER		Suzuki SV650 - Insta-emerald_elevators		
IDEAL LAP TIME : 57.698		BEST LAP TIME : 57.989		DIFFERENCE : 0.291		
LAP	SECTOR 1	SECTOR 2	LAP TIME	MPH	DIFF	TIME OF DAY
1 -		23.946	1:06.009	65.87	8.020	15:10:07.961
2 -	35.074	23.671	58.745	74.02	0.756	15:11:06.706
3 -	34.685	23.304	57.989 (1)	74.99		15:12:04.695
4 -	35.009	23.149	58.158	74.77	0.169	15:13:02.853
5 -	34.749	23.258	58.007 (2)	74.96	0.018	15:14:00.860
6 -	35.317	23.157	58.474	74.36	0.485	15:14:59.334
7 -	34.867	23.578	58.445	74.40	0.456	15:15:57.779
8 -	35.067	23.031	58.098 (3)	74.84	0.109	15:16:55.877
9 -	35.341	23.013	58.354	74.52	0.365	15:17:54.231
10 -	34.795	23.324	58.119	74.82	0.130	15:18:52.350

P20 29		Hayden KILLWORTH		Suzuki SV650 - BK Racing		
IDEAL LAP TIME : 57.551		BEST LAP TIME : 57.783		DIFFERENCE : 0.232		
LAP	SECTOR 1	SECTOR 2	LAP TIME	MPH	DIFF	TIME OF DAY
1 -		24.007	1:07.337	64.57	9.554	15:10:09.289
2 -	36.196	23.813	1:00.009	72.46	2.226	15:11:09.298
3 -	35.160	23.207	58.367	74.50	0.584	15:12:07.665
4 -	34.873	23.197	58.070	74.88	0.287	15:13:05.735
5 -	34.895	23.253	58.148	74.78	0.365	15:14:03.883
6 -	34.989	22.969	57.958 (3)	75.03	0.175	15:15:01.841
7 -	35.127	23.428	58.555	74.26	0.772	15:16:00.396
8 -	34.582	23.265	57.847 (2)	75.17	0.064	15:16:58.243
9 -	34.606	23.177	57.783 (1)	75.25		15:17:56.026
10 -	34.905	23.287	58.192	74.72	0.409	15:18:54.218

Weather / Track : Cloudy / Dry

Brands Hatch Indy
Circuit Length = 1.2079 miles
Start: 15:09 Flag 15:18 End: 15:18

BMCRC - MRO Championships 2021 - Rnd 6 @ Brands Hatch Indy

MRO Minitwins

RACE 13 - SECTOR ANALYSIS



SECTOR 1 = FL to I1, SECTOR 2 = I1 to FL, DIFF = Difference To Personal Best Lap, P = Crossed Finish Line in Pit Lane, D = Time Disallowed

P21 198		Tony BOTTO		Suzuki SV650 - TB Motorcycles		
IDEAL LAP TIME : 57.409		BEST LAP TIME : 57.766		DIFFERENCE : 0.357		
LAP	SECTOR 1	SECTOR 2	LAP TIME	MPH	DIFF	TIME OF DAY
1 -		23.807	1:06.925	64.97	9.159	15:10:08.877
2 -	36.286	23.825	1:00.111	72.34	2.345	15:11:08.988
3 -	36.039	23.074	59.113	73.56	1.347	15:12:08.101
4 -	34.910	22.856	57.766 (1)	75.27		15:13:05.867
5 -	35.242	22.857	58.099 (3)	74.84	0.333	15:14:03.966
6 -	35.362	22.727	58.089 (2)	74.86	0.323	15:15:02.055
7 -	34.682	35.258	1:09.940	62.17	12.174	15:16:11.995
8 -	36.265	23.201	59.466	73.12	1.700	15:17:11.461
9 -	35.389	23.522	58.911	73.81	1.145	15:18:10.372

P22 116		Gareth FAITH		Suzuki SV650 - Sitramoto		
IDEAL LAP TIME : 59.682		BEST LAP TIME : 1:00.001		DIFFERENCE : 0.319		
LAP	SECTOR 1	SECTOR 2	LAP TIME	MPH	DIFF	TIME OF DAY
1 -		24.555	1:09.918	62.19	9.917	15:10:11.870
2 -	37.737	24.536	1:02.273	69.83	2.272	15:11:14.143
3 -	37.228	24.025	1:01.253	70.99	1.252	15:12:15.396
4 -	36.348	23.653	1:00.001 (1)	72.47		15:13:15.397
5 -	37.435	24.445	1:01.880	70.27	1.879	15:14:17.277
6 -	36.934	24.094	1:01.028	71.25	1.027	15:15:18.305
7 -	37.550	23.334	1:00.884	71.42	0.883	15:16:19.189
8 -	37.092	23.433	1:00.525 (3)	71.84	0.524	15:17:19.714
9 -	36.674	23.776	1:00.450 (2)	71.93	0.449	15:18:20.164

P23 138		Craig JARMIN		Suzuki SV650 - BK Racing		
IDEAL LAP TIME : 1:00.108		BEST LAP TIME : 1:00.236		DIFFERENCE : 0.128		
LAP	SECTOR 1	SECTOR 2	LAP TIME	MPH	DIFF	TIME OF DAY
1 -		24.738	1:09.794	62.30	9.558	15:10:11.746
2 -	37.570	24.632	1:02.202	69.91	1.966	15:11:13.948
3 -	37.019	24.587	1:01.606	70.58	1.370	15:12:15.554
4 -	36.914	23.939	1:00.853 (3)	71.46	0.617	15:13:16.407
5 -	36.338	24.430	1:00.768 (2)	71.56	0.532	15:14:17.175
6 -	36.630	24.386	1:01.016	71.26	0.780	15:15:18.191
7 -	36.679	24.578	1:01.257	70.98	1.021	15:16:19.448
8 -	36.976	23.934	1:00.910	71.39	0.674	15:17:20.358
9 -	36.174	24.062	1:00.236 (1)	72.19		15:18:20.594

P24 94		Rebecca HOUGHTON		Suzuki SV650 -		
IDEAL LAP TIME : 1:02.025		BEST LAP TIME : 1:02.025		DIFFERENCE : 0.000		
LAP	SECTOR 1	SECTOR 2	LAP TIME	MPH	DIFF	TIME OF DAY
1 -		25.563	1:12.833	59.70	10.808	15:10:14.785
2 -	39.793	25.397	1:05.190	66.70	3.165	15:11:19.975
3 -	39.155	24.914	1:04.069	67.87	2.044	15:12:24.044
4 -	39.431	25.179	1:04.610	67.30	2.585	15:13:28.654
5 -	38.899	25.280	1:04.179	67.75	2.154	15:14:32.833
6 -	38.578	24.639	1:03.217	68.78	1.192	15:15:36.050
7 -	38.348	24.529	1:02.877 (3)	69.16	0.852	15:16:38.927
8 -	37.820	24.205	1:02.025 (1)	70.11		15:17:40.952
9 -	38.007	24.565	1:02.572 (2)	69.49	0.547	15:18:43.524

Weather / Track : Cloudy / Dry

Brands Hatch Indy
Circuit Length = 1.2079 miles
Start: 15:09 Flag 15:18 End: 15:18

BMCRC - MRO Championships 2021 - Rnd 6 @ Brands Hatch Indy

MRO Minitwins

RACE 13 - SECTOR ANALYSIS



SECTOR 1 = FL to I1, SECTOR 2 = I1 to FL, DIFF = Difference To Personal Best Lap, P = Crossed Finish Line in Pit Lane, D = Time Disallowed

P25 70		Vanessa GILLAM		Suzuki SV650 - No More Straps Ltd		
IDEAL LAP TIME : 1:06.620		BEST LAP TIME : 1:06.620		DIFFERENCE : 0.000		
LAP	SECTOR 1	SECTOR 2	LAP TIME	MPH	DIFF	TIME OF DAY
1 -		26.796	1:15.253	57.78	8.633	15:10:17.205
2 -	41.048	27.276	1:08.324	63.64	1.704	15:11:25.529
3 -	41.544	27.849	1:09.393	62.66	2.773	15:12:34.922
4 -	41.752	27.446	1:09.198	62.84	2.578	15:13:44.120
5 -	41.157	26.839	1:07.996	63.95	1.376	15:14:52.116
6 -	40.971	26.929	1:07.900 (3)	64.04	1.280	15:16:00.016
7 -	40.460	26.581	1:07.041 (2)	64.86	0.421	15:17:07.057
8 -	40.312	26.308	1:06.620 (1)	65.27		15:18:13.677

Weather / Track : Cloudy / Dry

Results can be found at www.tsl-timing.com

Page 7 of 7

Brands Hatch Indy
Circuit Length = 1.2079 miles
Start: 15:09 Flag 15:18 End: 15:18

Printed - 15:22 Sunday, 03 October 2021

BMCRC - MRO Championships 2021 - Rnd 6 @ Brands Hatch Indy

MRO Minitwins

RACE 13 - BEST SECTORS

SECTOR 1			SECTOR 2			IDEAL / BEST COMPARISON						
POS	NO	NAME	TIME	NO	NAME	TIME	POS	NO	NAME	IDEAL	BEST	DIFF
									PERFECT LAP	52.380		
1	661	HARRIS	31.423	184	TWYFORD	20.957	1	661	HARRIS	52.474	52.474	0.000
2	19	LILLEY	31.519	661	HARRIS	21.051	2	184	TWYFORD	52.598	52.791	0.193
3	184	TWYFORD	31.641	96	HARRIS	21.072	3	19	LILLEY	52.769	53.002	0.233
4	16	COOPER	31.720	78	POVAH	21.075	4	78	POVAH	52.886	53.030	0.144
5	78	POVAH	31.811	95	REYNOLDS	21.186	5	96	HARRIS	52.965	53.044	0.079
6	96	HARRIS	31.893	19	LILLEY	21.250	6	16	COOPER	52.999	53.223	0.224
7	95	REYNOLDS	31.895	16	COOPER	21.279	7	95	REYNOLDS	53.081	53.210	0.129
8	30	MELLOR	31.897	30	MELLOR	21.314	8	30	MELLOR	53.211	53.259	0.048
9	5	MANTELL	32.024	66	DUCRAN	21.386	9	5	MANTELL	53.428	54.136	0.708
10	66	DUCRAN	32.099	5	MANTELL	21.404	10	66	DUCRAN	53.485	53.630	0.145
11	99	ELLIS	32.500	62	KING	21.549	11	62	KING	54.104	54.372	0.268
12	62	KING	32.555	99	ELLIS	21.660	12	99	ELLIS	54.160	54.364	0.204
13	40	WILKINSON	32.916	34	JOHNSON	21.810	13	40	WILKINSON	54.862	55.080	0.218
14	144	CRONIN	33.020	40	WILKINSON	21.946	14	144	CRONIN	55.169	55.267	0.098
15	159	RIDGWELL	33.330	159	RIDGWELL	21.988	15	34	JOHNSON	55.181	55.395	0.214
16	34	JOHNSON	33.371	144	CRONIN	22.149	16	159	RIDGWELL	55.318	55.607	0.289
17	84	BRANCO	33.390	84	BRANCO	22.214	17	84	BRANCO	55.604	56.109	0.505
18	101	BARNES	34.132	101	BARNES	22.252	18	101	BARNES	56.384	56.421	0.037
19	29	KILLWORTH	34.582	198	BOTTO	22.727	19	198	BOTTO	57.409	57.766	0.357
20	198	BOTTO	34.682	29	KILLWORTH	22.969	20	29	KILLWORTH	57.551	57.783	0.232
21	44	PARKER	34.685	44	PARKER	23.013	21	44	PARKER	57.698	57.989	0.291
22	138	JARMIN	36.174	116	FAITH	23.334	22	116	FAITH	59.682	1:00.001	0.319
23	116	FAITH	36.348	138	JARMIN	23.934	23	138	JARMIN	1:00.108	1:00.236	0.128
24	94	HOUGHTON	37.820	94	HOUGHTON	24.205	24	94	HOUGHTON	1:02.025	1:02.025	0.000
25	70	GILLAM	40.312	70	GILLAM	26.308	25	70	GILLAM	1:06.620	1:06.620	0.000

Weather / Track : Cloudy / Dry

Results can be found at www.tsl-timing.com

Brands Hatch Indy
Circuit Length = 1.2079 miles
Start: 15:09 Flag 15:18 End: 15:18

Printed - 15:21 Sunday, 03 October 2021

BMCRC - MRO Championships 2021 - Rnd 6 @ Brands Hatch Indy

MRO Minitwins

RACE 13 - STATISTICS

Competitors Started	25
Planned Start	2021-10-03 @ 14:20:00.000
Actual Start	2021-10-03 @ 15:09:01.951
Finish Time	2021-10-03 @ 15:18:00.306
Track Length	1.2079mi.
Total Laps	244
Total Distance Covered	294.7387mi.

Session Fastest Lap History

NO	NAME	LAP TIME	TIME OF DAY	LAP	VEHICLE
95	John REYNOLDS	53.497	15:10:52.986	2	Suzuki SV650
96	Dan HARRIS	53.303	15:10:54.131	2	Suzuki SV650
78	Keith POVAH	53.030	15:11:46.688	3	Suzuki SV650
184	David TWYFORD	52.915	15:12:39.994	4	Suzuki SV650
661	Cameron HARRIS	52.474	15:17:08.254	9	Suzuki SV650

Session Leader History

NO	NAME	FROM LAP	LAPS LED	DISTANCE	VEHICLE
95	John REYNOLDS	1	10	12.07 miles	Suzuki SV650

Flag History

TYPE	TIME OF DAY
GREEN	15:09:01.951
FINISH	15:18:00.306

Flag Statistics

TYPE	COUNT	TOTAL LAPS	TOTAL TIME
Green	1	10	9:56.130
Red	0	0	0.000
Safety Car	0	0	0.000
FCY	0	0	0.000

Weather / Track : Cloudy / Dry

Results can be found at www.tsl-timing.com

Brands Hatch Indy
Circuit Length = 1.2079 miles
Start: 15:09 Flag 15:18 End: 15:18

Printed - 15:22 Sunday, 03 October 2021

BMCRC-MRO Championships 2021



Kawasaki



ACU TEAM GREEN JUNIOR CUP & SENIOR 300

Brands Hatch Indy

2nd / 3rd October 2021



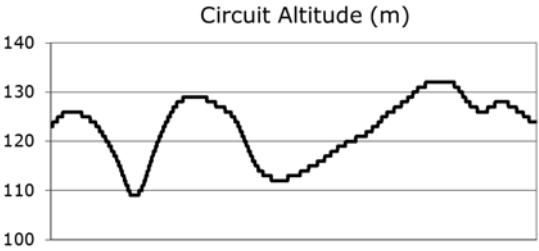
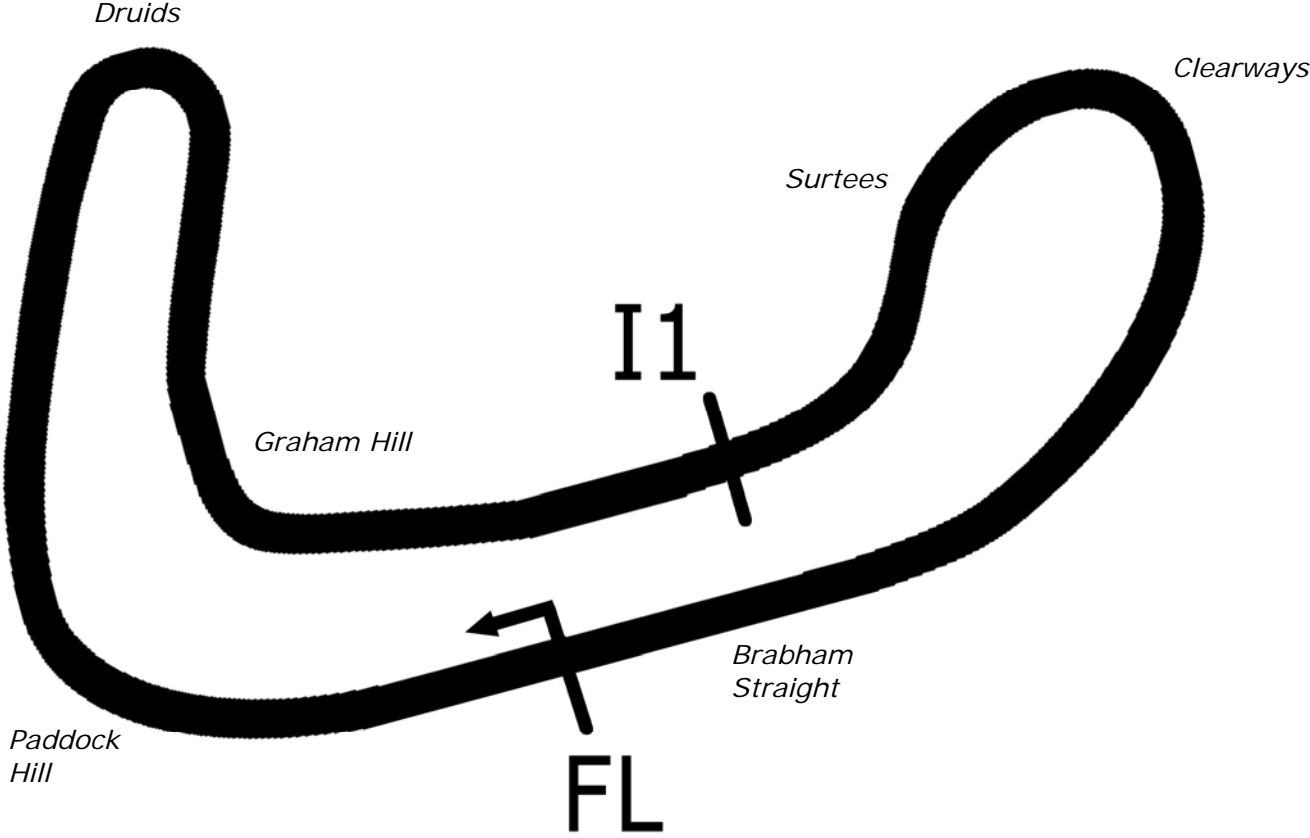
Results Provided by Timing Solutions Ltd
www.tsl-timing.com

Brands Hatch Indy



SPORTS TIMING

TIMING SOLUTIONS LTD



Length	1.2079 miles	1944.0 m	
FL		51.36032 N	0.26032 E
I1	1112m	51.35934 N	0.25955 E
Pit Entry	1669m	51.35911 N	0.25743 E
Pit Exit	26m after FL	51.36027 N	0.26078 E
Pit Entry–Pit Exit 277m, 16.6s @60kph, 12.4s @80kph			

BMCRC - MRO Championships 2021 - Rnd 6 @ Brands Hatch Indy



ACU Team Green Junior Cup & Senior 300

QUALIFYING - CLASSIFICATION

Kawasaki

POS	NO	CL	PIC NAME	ENTRY	TIME	ON	LAPS	GAP	DIFF	MPH
1	8	S	1 Phil ATKINSON	Kawasaki NINJA 300 - Rose mot centre	57.112	10	10			76.14
2	196	J	1 Jack KIRSCH	Kawasaki NINJA 300 - Dad	57.383	8	10	0.271	0.271	75.78
3	60	J	2 Lennon DOCHERTY	Kawasaki NINJA 300 - Doc Fit Training	57.528	9	10	0.416	0.145	75.59
4	19	J	3 James O'MARA	Kawasaki NINJA 300 - BRP Machining Ltd	57.952	6	7	0.840	0.424	75.03
5	97	J	4 Ben PLATT	Kawasaki NINJA 400 - adss ltd	58.354	10	10	1.242	0.402	74.52
6	31	J	5 Dylan MELLOR	Kawasaki NINJA 300 - Team Mellor Racing	58.392	2	10	1.280	0.038	74.47
7	50	J	6 Fred McMULLAN	Kawasaki NINJA 300 - Orwell motorcycles Ipswich	58.448	6	10	1.336	0.056	74.40
8	61	S	2 Kathryn WALKER	Kawasaki NINJA 300 - Think Bike Gear & AutoSmart F	58.585	7	10	1.473	0.137	74.22
9	69	S	3 Danny HUSKINSON	Kawasaki NINJA 300 - art of racing	58.623	4	10	1.511	0.038	74.17
10	777	J	7 Maximus HARDY	Kawasaki NINJA 400 - DAD	58.675	10	10	1.563	0.052	74.11
11	77	J	8 Joe WHITE	Kawasaki NINJA 300 - Just In Graphics /MZ CONTRA	58.729	6	9	1.617	0.054	74.04
12	65	S	4 Konrad BREESE	Kawasaki NINJA 300 - STIHL Racing	59.315	9	9	2.203	0.586	73.31
13	81	J	9 Keo WALKER	Kawasaki NINJA 300 - Martin Wight Electrical	59.438	9	9	2.326	0.123	73.16
14	70	S	5 Justin WHITE	Kawasaki NINJA 300 - Just In Graphics	1:00.074	7	10	2.962	0.636	72.38
15	87	J	10 James CLEARY	Kawasaki NINJA 300 - Mum and Dad	1:00.906	5	9	3.794	0.832	71.39
16	45	J	11 Jake MARSH	Kawasaki NINJA 300 - Zipped Up Racing	1:01.205	5	10	4.093	0.299	71.04
17	58	J	12 Matthew WOOD	Kawasaki NINJA 300 -	1:01.556	9	9	4.444	0.351	70.64
18	48	S	6 Kevin SABBARTON	Kawasaki NINJA 300 -	1:01.628	4	5	4.516	0.072	70.56
19	66	S	7 Mark SMITH	Kawasaki NINJA 300 - MHP EXHAUST S	1:02.070	5	8	4.958	0.442	70.05
20	311	12s	1 Nathan-Ellis WARD	Kawasaki NINJA 300 - Zipped up racing	1:02.121	9	9	5.009	0.051	70.00
21	26	S	8 Nicholas BETTRIDGE	Kawasaki NINJA 300 - Weald builders	1:02.772	6	7	5.660	0.651	69.27
22	57	S	9 Richard BUCKHAM	Kawasaki NINJA 300 -	1:02.866	9	9	5.754	0.094	69.17
23	54	S	10 Ben SCOTT	Kawasaki NINJA 250 - GI Landscapes (UK) Ltd	1:03.014	9	9	5.902	0.148	69.01
24	32	S	11 Paul ROBSON	Kawasaki NINJA 300 - RBProperty services & Environ	1:03.113	9	9	6.001	0.099	68.90
25	18	J	13 George HIGGINS	Kawasaki NINJA 400 - Azttec Racing	1:03.650	8	9	6.538	0.537	68.32
26	88	S	12 David COURT	Kawasaki NINJA 300 -	1:08.523	7	7	11.411	4.873	63.46
27	22	S	13 Greg STUBBERFIELD	Kawasaki NINJA 300 -	1:08.615	2	6	11.503	0.092	63.37
28	0	S	14 Robert MILES	Kawasaki NINJA 400 - the bike shop long eaton	1:10.830	8	8	13.718	2.215	61.39

Weather / Track : Cloudy / Damp

These results are provisional until the conclusion of any judicial and technical matters.

Brands Hatch Indy

Circuit Length = 1.2079 miles

Start: 10:57 Flag 11:07 End: 11:08

Clerk Of Course :	Stewards :	Timekeeper :
-------------------	------------	--------------

Results can be found at www.tsl-timing.com

Printed - 11:09 Saturday, 02 October 2021



BMCRC - MRO Championships 2021 - Rnd 6 @ Brands Hatch Indy

ACU Team Green Junior Cup & Senior 300

QUALIFYING - SECTOR ANALYSIS



SECTOR 1 = FL to I1, SECTOR 2 = I1 to FL, DIFF = Difference To Personal Best Lap, P = Crossed Finish Line in Pit Lane, D = Time Disallowed

P1		8 S		Phil ATKINSON		Kawasaki NINJA 300 - Rose mot centre	
IDEAL LAP TIME : 57.112		BEST LAP TIME : 57.112		DIFFERENCE : 0.000			
LAP	SECTOR 1	SECTOR 2	LAP TIME	MPH	DIFF	TIME OF DAY	
1 -	36.892	24.137	1:01.029	71.25	3.917	10:58:38.315	
2 -	35.241	23.670	58.911	73.81	1.799	10:59:37.226	
3 -	34.894	23.622	58.516	74.31	1.404	11:00:35.742	
4 -	34.668	23.786	58.454	74.39	1.342	11:01:34.196	
5 -	34.762	23.809	58.571	74.24	1.459	11:02:32.767	
6 -	34.584	23.316	57.900 (3)	75.10	0.788	11:03:30.667	
7 -	34.683	23.371	58.054	74.90	0.942	11:04:28.721	
8 -	34.526	23.416	57.942	75.05	0.830	11:05:26.663	
9 -	34.299	23.188	57.487 (2)	75.64	0.375	11:06:24.150	
10 -	34.072	23.040	57.112 (1)	76.14		11:07:21.262	

P2		196 J		Jack KIRSCH		Kawasaki NINJA 300 - Dad	
IDEAL LAP TIME : 57.253		BEST LAP TIME : 57.383		DIFFERENCE : 0.130			
LAP	SECTOR 1	SECTOR 2	LAP TIME	MPH	DIFF	TIME OF DAY	
1 -	37.594	24.584	1:02.178	69.93	4.795	10:58:41.785	
2 -	35.802	23.867	59.669	72.87	2.286	10:59:41.454	
3 -	35.228	23.786	59.014	73.68	1.631	11:00:40.468	
4 -	34.878	23.629	58.507	74.32	1.124	11:01:38.975	
5 -	34.679	23.050	57.729 (3)	75.32	0.346	11:02:36.704	
6 -	34.401	23.584	57.985	74.99	0.602	11:03:34.689	
7 -	34.516	23.034	57.550 (2)	75.56	0.167	11:04:32.239	
8 -	34.274	23.109	57.383 (1)	75.78		11:05:29.622	
9 -	34.411	23.632	58.043	74.92	0.660	11:06:27.665	
10 -	34.219	23.535	57.754	75.29	0.371	11:07:25.419	

P3		60 J		Lennon DOCHERTY		Kawasaki NINJA 300 - Doc Fit Training	
IDEAL LAP TIME : 57.388		BEST LAP TIME : 57.528		DIFFERENCE : 0.140			
LAP	SECTOR 1	SECTOR 2	LAP TIME	MPH	DIFF	TIME OF DAY	
1 -	38.346	25.279	1:03.625	68.34	6.097	10:59:11.574	
2 -	36.451	24.193	1:00.644	71.70	3.116	11:00:12.218	
3 -	35.669	24.006	59.675	72.87	2.147	11:01:11.893	
4 -	36.044	23.782	59.826	72.68	2.298	11:02:11.719	
5 -	34.670	23.223	57.893 (2)	75.11	0.365	11:03:09.612	
6 -	35.332	23.459	58.791	73.96	1.263	11:04:08.403	
7 -	34.802	23.384	58.186 (3)	74.73	0.658	11:05:06.589	
8 -	34.850	23.535	58.385	74.48	0.857	11:06:04.974	
9 -	34.431	23.097	57.528 (1)	75.59		11:07:02.502	
10 -	34.291	23.946	58.237	74.67	0.709	11:08:00.739	

P4		19 J		James O'MARA		Kawasaki NINJA 300 - BRP Machining Ltd	
IDEAL LAP TIME : 57.952		BEST LAP TIME : 57.952		DIFFERENCE : 0.000			
LAP	SECTOR 1	SECTOR 2	LAP TIME	MPH	DIFF	TIME OF DAY	
1 -	38.232	25.109	1:03.341	68.65	5.389	10:58:55.351	
2 -	37.812	24.612	1:02.424	69.66	4.472	10:59:57.775	
3 -	36.327	24.402	1:00.729 (3)	71.60	2.777	11:00:58.504	
4 -	34.830	23.656	58.486 (2)	74.35	0.534	11:01:56.990	
5 -	38.431	24.364	1:02.795	69.25	4.843	11:02:59.785	
6 -	34.530	23.422	57.952 (1)	75.03		11:03:57.737	
7 -	40.043	28.155	1:08.198	63.76	10.246	11:05:05.935	

Weather / Track : Cloudy / Damp

Brands Hatch Indy
Circuit Length = 1.2079 miles
Start: 10:57 Flag 11:07 End: 11:08

BMCRC - MRO Championships 2021 - Rnd 6 @ Brands Hatch Indy

ACU Team Green Junior Cup & Senior 300

QUALIFYING - SECTOR ANALYSIS



SECTOR 1 = FL to I1, SECTOR 2 = I1 to FL, DIFF = Difference To Personal Best Lap, P = Crossed Finish Line in Pit Lane, D = Time Disallowed

P5 97 J Ben PLATT		Kawasaki NINJA 400 - adss ltd				
IDEAL LAP TIME : 58.124		BEST LAP TIME : 58.354		DIFFERENCE : 0.230		
LAP	SECTOR 1	SECTOR 2	LAP TIME	MPH	DIFF	TIME OF DAY
1 -	38.886	24.548	1:03.434	68.55	5.080	10:58:55.261
2 -	36.727	23.988	1:00.715	71.62	2.361	10:59:55.976
3 -	36.086	23.822	59.908	72.58	1.554	11:00:55.884
4 -	35.514	23.765	59.279	73.35	0.925	11:01:55.163
5 -	35.113	23.503	58.616 (3)	74.18	0.262	11:02:53.779
6 -	35.657	24.013	59.670	72.87	1.316	11:03:53.449
7 -	35.075	24.145	59.220	73.43	0.866	11:04:52.669
8 -	35.862	23.461	59.323	73.30	0.969	11:05:51.992
9 -	34.914	23.545	58.459 (2)	74.38	0.105	11:06:50.451
10 -	35.144	23.210	58.354 (1)	74.52		11:07:48.805

P6 31 J Dylan MELLOR		Kawasaki NINJA 300 - Team Mellor Racing				
IDEAL LAP TIME : 58.259		BEST LAP TIME : 58.392		DIFFERENCE : 0.133		
LAP	SECTOR 1	SECTOR 2	LAP TIME	MPH	DIFF	TIME OF DAY
1 -	37.055	24.243	1:01.298	70.94	2.906	10:58:43.618
2 -	34.976	23.416	58.392 (1)	74.47		10:59:42.010
3 -	35.233	25.226	1:00.459	71.92	2.067	11:00:42.469
4 -	36.479	25.240	1:01.719	70.45	3.327	11:01:44.188
5 -	35.846	24.616	1:00.462	71.92	2.070	11:02:44.650
6 -	34.964	24.272	59.236	73.41	0.844	11:03:43.886
7 -	34.990	24.261	59.251	73.39	0.859	11:04:43.137
8 -	34.843	24.062	58.905 (2)	73.82	0.513	11:05:42.042
9 -	36.743	25.002	1:01.745	70.42	3.353	11:06:43.787
10 -	35.091	23.918	59.009 (3)	73.69	0.617	11:07:42.796

P7 50 J Fred McMULLAN		Kawasaki NINJA 300 - Orwell motorcycles Ipswich				
IDEAL LAP TIME : 57.910		BEST LAP TIME : 58.448		DIFFERENCE : 0.538		
LAP	SECTOR 1	SECTOR 2	LAP TIME	MPH	DIFF	TIME OF DAY
1 -	37.443	24.401	1:01.844	70.31	3.396	10:58:58.125
2 -	35.531	24.033	59.564	73.00	1.116	10:59:57.689
3 -	36.094	23.903	59.997	72.48	1.549	11:00:57.686
4 -	35.399	23.470	58.869	73.86	0.421	11:01:56.555
5 -	36.026	23.900	59.926	72.56	1.478	11:02:56.481
6 -	34.664	23.784	58.448 (1)	74.40		11:03:54.929
7 -	34.501	24.408	58.909	73.81	0.461	11:04:53.838
8 -	35.003	23.654	58.657 (3)	74.13	0.209	11:05:52.495
9 -	34.995	24.070	59.065	73.62	0.617	11:06:51.560
10 -	35.132	23.409	58.541 (2)	74.28	0.093	11:07:50.101

P8 61 S Kathryn WALKER		Kawasaki NINJA 300 - Think Bike Gear & AutoSmart Preston				
IDEAL LAP TIME : 58.585		BEST LAP TIME : 58.585		DIFFERENCE : 0.000		
LAP	SECTOR 1	SECTOR 2	LAP TIME	MPH	DIFF	TIME OF DAY
1 -	40.187	25.112	1:05.299	66.59	6.714	10:58:49.550
2 -	38.128	24.374	1:02.502	69.57	3.917	10:59:52.052
3 -	37.131	24.430	1:01.561	70.63	2.976	11:00:53.613
4 -	37.631	23.892	1:01.523	70.68	2.938	11:01:55.136
5 -	37.272	23.919	1:01.191	71.06	2.606	11:02:56.327
6 -	35.593	23.678	59.271 (3)	73.36	0.686	11:03:55.598
7 -	35.173	23.412	58.585 (1)	74.22		11:04:54.183
8 -	35.231	23.629	58.860 (2)	73.88	0.275	11:05:53.043
9 -	35.465	23.836	59.301	73.33	0.716	11:06:52.344
10 -	35.723	23.763	59.486	73.10	0.901	11:07:51.830

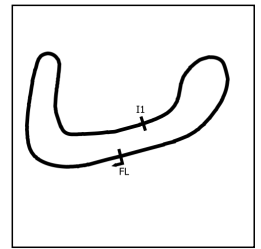
Weather / Track : Cloudy / Damp

Brands Hatch Indy
Circuit Length = 1.2079 miles
Start: 10:57 Flag 11:07 End: 11:08

BMCRC - MRO Championships 2021 - Rnd 6 @ Brands Hatch Indy

ACU Team Green Junior Cup & Senior 300

QUALIFYING - SECTOR ANALYSIS



SECTOR 1 = FL to I1, SECTOR 2 = I1 to FL, DIFF = Difference To Personal Best Lap, P = Crossed Finish Line in Pit Lane, D = Time Disallowed

P9 69 S		Danny HUSKINSON		Kawasaki NINJA 300 - art of racing		
IDEAL LAP TIME : 58.605		BEST LAP TIME : 58.623		DIFFERENCE : 0.018		
LAP	SECTOR 1	SECTOR 2	LAP TIME	MPH	DIFF	TIME OF DAY
1 -	38.051	24.470	1:02.521	69.55	3.898	10:58:42.521
2 -	35.679	23.694	59.373	73.24	0.750	10:59:41.894
3 -	35.086	23.868	58.954 (2)	73.76	0.331	11:00:40.848
4 -	34.911	23.712	58.623 (1)	74.17		11:01:39.471
5 -	35.228	23.895	59.123 (3)	73.55	0.500	11:02:38.594
6 -	35.577	24.857	1:00.434	71.95	1.811	11:03:39.028
7 -	35.579	23.904	59.483	73.10	0.860	11:04:38.511
8 -	37.649	24.532	1:02.181	69.93	3.558	11:05:40.692
9 -	35.570	23.787	59.357	73.26	0.734	11:06:40.049
10 -	37.076	24.435	1:01.511	70.69	2.888	11:07:41.560

P10 777 J		Maximus HARDY		Kawasaki NINJA 400 - DAD		
IDEAL LAP TIME : 58.301		BEST LAP TIME : 58.675		DIFFERENCE : 0.374		
LAP	SECTOR 1	SECTOR 2	LAP TIME	MPH	DIFF	TIME OF DAY
1 -	39.936	25.568	1:05.504	66.38	6.829	10:58:49.193
2 -	37.931	24.910	1:02.841	69.20	4.166	10:59:52.034
3 -	37.408	24.674	1:02.082	70.04	3.407	11:00:54.116
4 -	36.899	24.266	1:01.165	71.09	2.490	11:01:55.281
5 -	36.498	23.814	1:00.312	72.10	1.637	11:02:55.593
6 -	35.486	23.934	59.420	73.18	0.745	11:03:55.013
7 -	34.943	24.011	58.954 (2)	73.76	0.279	11:04:53.967
8 -	35.091	23.869	58.960 (3)	73.75	0.285	11:05:52.927
9 -	35.097	23.938	59.035	73.66	0.360	11:06:51.962
10 -	35.317	23.358	58.675 (1)	74.11		11:07:50.637

P11 77 J		Joe WHITE		Kawasaki NINJA 300 - Just In Graphics /MZ CONTRACTS/ Silver		
IDEAL LAP TIME : 58.729		BEST LAP TIME : 58.729		DIFFERENCE : 0.000		
LAP	SECTOR 1	SECTOR 2	LAP TIME	MPH	DIFF	TIME OF DAY
1 -	36.489	24.317	1:00.806	71.51	2.077	10:58:37.480
2 -	35.209	23.620	58.829 (3)	73.91	0.100	10:59:36.309
3 -	35.203	23.570	58.773 (2)	73.98	0.044	11:00:35.082
4 -	35.279	23.713	58.992	73.71	0.263	11:01:34.074
5 -	35.185	23.704	58.889	73.84	0.160	11:02:32.963
6 -	35.182	23.547	58.729 (1)	74.04		11:03:31.692
7 -	35.316	23.976	59.292	73.34	0.563	11:04:30.984
8 -	35.667	24.078	59.745	72.78	1.016	11:05:30.729
9 -	36.631	24.583	1:01.214	71.03	2.485	11:06:31.943

P12 65 S		Konrad BREESE		Kawasaki NINJA 300 - STIHL Racing		
IDEAL LAP TIME : 59.315		BEST LAP TIME : 59.315		DIFFERENCE : 0.000		
LAP	SECTOR 1	SECTOR 2	LAP TIME	MPH	DIFF	TIME OF DAY
1 -	38.397	24.916	1:03.313	68.68	3.998	10:58:54.887
2 -	37.357	25.117	1:02.474	69.60	3.159	10:59:57.361
3 -	36.474	25.050	1:01.524	70.68	2.209	11:00:58.885
4 -	36.455	24.694	1:01.149	71.11	1.834	11:02:00.034
5 -	36.620	24.612	1:01.232	71.01	1.917	11:03:01.266
6 -	35.829	24.069	59.898 (2)	72.60	0.583	11:04:01.164
7 -	35.962	24.066	1:00.028 (3)	72.44	0.713	11:05:01.192
8 -	36.044	24.115	1:00.159	72.28	0.844	11:06:01.351
9 -	35.543	23.772	59.315 (1)	73.31		11:07:00.666

Weather / Track : Cloudy / Damp

Brands Hatch Indy
Circuit Length = 1.2079 miles
Start: 10:57 Flag 11:07 End: 11:08

BMCRC - MRO Championships 2021 - Rnd 6 @ Brands Hatch Indy

ACU Team Green Junior Cup & Senior 300

QUALIFYING - SECTOR ANALYSIS



SECTOR 1 = FL to I1, SECTOR 2 = I1 to FL, DIFF = Difference To Personal Best Lap, P = Crossed Finish Line in Pit Lane, D = Time Disallowed

P13 81 J		Keo WALKER		Kawasaki NINJA 300 - Martin Wight Electrical			
IDEAL LAP TIME : 59.438		BEST LAP TIME : 59.438		DIFFERENCE : 0.000			
LAP	SECTOR 1	SECTOR 2	LAP TIME	MPH	DIFF	TIME OF DAY	
1 -	41.409	26.307	1:07.716	64.21	8.278	10:59:07.659	
2 -	39.310	25.683	1:04.993	66.90	5.555	11:00:12.652	
3 -	37.565	25.316	1:02.881	69.15	3.443	11:01:15.533	
4 -	37.645	25.035	1:02.680	69.37	3.242	11:02:18.213	
5 -	37.039	24.550	1:01.589	70.60	2.151	11:03:19.802	
6 -	37.453	24.303	1:01.756	70.41	2.318	11:04:21.558	
7 -	35.816	24.032	59.848 (2)	72.66	0.410	11:05:21.406	
8 -	36.365	23.919	1:00.284 (3)	72.13	0.846	11:06:21.690	
9 -	35.568	23.870	59.438 (1)	73.16		11:07:21.128	

P14 70 S		Justin WHITE		Kawasaki NINJA 300 - Just In Graphics			
IDEAL LAP TIME : 59.994		BEST LAP TIME : 1:00.074		DIFFERENCE : 0.080			
LAP	SECTOR 1	SECTOR 2	LAP TIME	MPH	DIFF	TIME OF DAY	
1 -	38.412	24.857	1:03.269	68.73	3.195	10:58:43.511	
2 -	36.700	24.226	1:00.926	71.37	0.852	10:59:44.437	
3 -	37.053	24.665	1:01.718	70.45	1.644	11:00:46.155	
4 -	36.774	24.481	1:01.255	70.99	1.181	11:01:47.410	
5 -	36.053	24.022	1:00.075 (2)	72.38	0.001	11:02:47.485	
6 -	36.943	24.210	1:01.153	71.11	1.079	11:03:48.638	
7 -	35.972	24.102	1:00.074 (1)	72.38		11:04:48.712	
8 -	36.005	24.235	1:00.240 (3)	72.18	0.166	11:05:48.952	
9 -	37.007	24.862	1:01.869	70.28	1.795	11:06:50.821	
10 -	37.286	24.629	1:01.915	70.23	1.841	11:07:52.736	

P15 87 J		James CLEARY		Kawasaki NINJA 300 - Mum and Dad			
IDEAL LAP TIME : 1:00.906		BEST LAP TIME : 1:00.906		DIFFERENCE : 0.000			
LAP	SECTOR 1	SECTOR 2	LAP TIME	MPH	DIFF	TIME OF DAY	
1 -	39.822	25.849	1:05.671	66.21	4.765	10:59:02.123	
2 -	37.394	25.308	1:02.702	69.35	1.796	11:00:04.825	
3 -	37.033	24.850	1:01.883	70.27	0.977	11:01:06.708	
4 -	36.773	24.722	1:01.495 (2)	70.71	0.589	11:02:08.203	
5 -	36.590	24.316	1:00.906 (1)	71.39		11:03:09.109	
6 -	36.798	26.152	1:02.950	69.08	2.044	11:04:12.059	
7 -	36.596	25.359	1:01.955	70.18	1.049	11:05:14.014	
8 -	37.625	24.769	1:02.394	69.69	1.488	11:06:16.408	
9 -	36.916	24.677	1:01.593 (3)	70.60	0.687	11:07:18.001	

P16 45 J		Jake MARSH		Kawasaki NINJA 300 - Zipped Up Racing			
IDEAL LAP TIME : 1:00.902		BEST LAP TIME : 1:01.205		DIFFERENCE : 0.303			
LAP	SECTOR 1	SECTOR 2	LAP TIME	MPH	DIFF	TIME OF DAY	
1 -	40.280	25.546	1:05.826	66.06	4.621	10:58:44.176	
2 -	38.145	25.541	1:03.686	68.28	2.481	10:59:47.862	
3 -	38.338	25.410	1:03.748	68.21	2.543	11:00:51.610	
4 -	38.449	24.971	1:03.420	68.56	2.215	11:01:55.030	
5 -	37.000	24.205	1:01.205 (1)	71.04		11:02:56.235	
6 -	36.712	24.687	1:01.399 (3)	70.82	0.194	11:03:57.634	
7 -	37.576	24.664	1:02.240	69.86	1.035	11:04:59.874	
8 -	37.344	24.676	1:02.020	70.11	0.815	11:06:01.894	
9 -	36.697	24.872	1:01.569	70.62	0.364	11:07:03.463	
10 -	36.959	24.312	1:01.271 (2)	70.97	0.066	11:08:04.734	

Weather / Track : Cloudy / Damp

Brands Hatch Indy
Circuit Length = 1.2079 miles
Start: 10:57 Flag 11:07 End: 11:08

BMCRC - MRO Championships 2021 - Rnd 6 @ Brands Hatch Indy

ACU Team Green Junior Cup & Senior 300

QUALIFYING - SECTOR ANALYSIS



SECTOR 1 = FL to I1, SECTOR 2 = I1 to FL, DIFF = Difference To Personal Best Lap, P = Crossed Finish Line in Pit Lane, D = Time Disallowed

P17 58 J		Matthew WOOD		Kawasaki NINJA 300 -			
IDEAL LAP TIME : 1:01.479		BEST LAP TIME : 1:01.556		DIFFERENCE : 0.077			
LAP	SECTOR 1	SECTOR 2	LAP TIME	MPH	DIFF	TIME OF DAY	
1 -	40.821	26.148	1:06.969	64.93	5.413	10:59:20.613	
2 -	39.076	25.403	1:04.479	67.44	2.923	11:00:25.092	
3 -	38.202	24.836	1:03.038	68.98	1.482	11:01:28.130	
4 -	37.369	24.918	1:02.287	69.81	0.731	11:02:30.417	
5 -	37.564	24.694	1:02.258 (3)	69.84	0.702	11:03:32.675	
6 -	37.535	25.128	1:02.663	69.39	1.107	11:04:35.338	
7 -	37.628	24.935	1:02.563	69.50	1.007	11:05:37.901	
8 -	37.481	24.506	1:01.987 (2)	70.15	0.431	11:06:39.888	
9 -	36.973	24.583	1:01.556 (1)	70.64		11:07:41.444	

P18 48 S		Kevin SABBARTON		Kawasaki NINJA 300 -			
IDEAL LAP TIME : 1:01.570		BEST LAP TIME : 1:01.628		DIFFERENCE : 0.058			
LAP	SECTOR 1	SECTOR 2	LAP TIME	MPH	DIFF	TIME OF DAY	
1 -	39.190	25.503	1:04.693	67.21	3.065	10:59:17.164	
2 -	39.605	26.324	1:05.929	65.95	4.301	11:00:23.093	
3 -	37.912	24.801	1:02.713 (3)	69.34	1.085	11:01:25.806	
4 -	37.298	24.330	1:01.628 (1)	70.56		11:02:27.434	
5 -	37.240	24.414	1:01.654 (2)	70.53	0.026	11:03:29.088	

P19 66 S		Mark SMITH		Kawasaki NINJA 300 - MHP EXHAUST'S			
IDEAL LAP TIME : 1:02.070		BEST LAP TIME : 1:02.070		DIFFERENCE : 0.000			
LAP	SECTOR 1	SECTOR 2	LAP TIME	MPH	DIFF	TIME OF DAY	
1 -	40.797	26.170	1:06.967	64.93	4.897	10:59:20.293	
2 -	39.158	25.418	1:04.576	67.34	2.506	11:00:24.869	
3 -	39.167	25.652	1:04.819	67.08	2.749	11:01:29.688	
4 -	37.903	25.310	1:03.213	68.79	1.143	11:02:32.901	
5 -	37.369	24.701	1:02.070 (1)	70.05		11:03:34.971	
6 -	37.853	25.020	1:02.873 (3)	69.16	0.803	11:04:37.844	
7 -	38.575	24.856	1:03.431	68.55	1.361	11:05:41.275	
8 -	37.663	25.105	1:02.768 (2)	69.28	0.698	11:06:44.043	

P20 311 12s		Nathan-Ellis WARD		Kawasaki NINJA 300 - Zipped up racing			
IDEAL LAP TIME : 1:02.121		BEST LAP TIME : 1:02.121		DIFFERENCE : 0.000			
LAP	SECTOR 1	SECTOR 2	LAP TIME	MPH	DIFF	TIME OF DAY	
1 -	42.025	27.601	1:09.626	62.45	7.505	10:58:54.091	
2 -	39.954	26.330	1:06.284	65.60	4.163	11:00:00.375	
3 -	39.012	26.112	1:05.124	66.77	3.003	11:01:05.499	
4 -	38.987	25.837	1:04.824	67.08	2.703	11:02:10.323	
5 -	37.297	27.248	1:04.545	67.37	2.424	11:03:14.868	
6 -	37.256	25.549	1:02.805 (2)	69.23	0.684	11:04:17.673	
7 -	37.655	26.466	1:04.121	67.81	2.000	11:05:21.794	
8 -	37.441	25.482	1:02.923 (3)	69.10	0.802	11:06:24.717	
9 -	36.818	25.303	1:02.121 (1)	70.00		11:07:26.838	

P21 26 S		Nicholas BETTRIDGE		Kawasaki NINJA 300 - Weald builders			
IDEAL LAP TIME : 1:02.745		BEST LAP TIME : 1:02.772		DIFFERENCE : 0.027			
LAP	SECTOR 1	SECTOR 2	LAP TIME	MPH	DIFF	TIME OF DAY	
1 -	41.499	26.947	1:08.446	63.53	5.674	10:58:52.386	
2 -	39.108	25.944	1:05.052	66.84	2.280	10:59:57.438	
3 -	38.110	25.395	1:03.505	68.47	0.733	11:01:00.943	
4 -	38.092	25.341	1:03.433 (3)	68.55	0.661	11:02:04.376	
5 -	38.367	25.459	1:03.826	68.13	1.054	11:03:08.202	
6 -	37.618	25.154	1:02.772 (1)	69.27		11:04:10.974	
7 -	37.591	25.314	1:02.905 (2)	69.12	0.133	11:05:13.879	

Weather / Track : Cloudy / Damp

Brands Hatch Indy
Circuit Length = 1.2079 miles
Start: 10:57 Flag 11:07 End: 11:08

BMCRC - MRO Championships 2021 - Rnd 6 @ Brands Hatch Indy

ACU Team Green Junior Cup & Senior 300

QUALIFYING - SECTOR ANALYSIS



SECTOR 1 = FL to I1, SECTOR 2 = I1 to FL, DIFF = Difference To Personal Best Lap, P = Crossed Finish Line in Pit Lane, D = Time Disallowed

P22 57 S		Richard BUCKHAM		Kawasaki NINJA 300 -			
IDEAL LAP TIME : 1:02.865		BEST LAP TIME : 1:02.866		DIFFERENCE : 0.001			
LAP	SECTOR 1	SECTOR 2	LAP TIME	MPH	DIFF	TIME OF DAY	
1 -	42.691	27.133	1:09.824	62.27	6.958	10:59:27.210	
2 -	40.364	26.636	1:07.000	64.90	4.134	11:00:34.210	
3 -	39.507	25.890	1:05.397	66.49	2.531	11:01:39.607	
4 -	38.541	27.687	1:06.228	65.66	3.362	11:02:45.835	
5 -	39.017	25.322	1:04.339	67.58	1.473	11:03:50.174	
6 -	38.070	26.113	1:04.183	67.75	1.317	11:04:54.357	
7 -	37.589	25.478	1:03.067 (2)	68.95	0.201	11:05:57.424	
8 -	37.970	25.403	1:03.373 (3)	68.61	0.507	11:07:00.797	
9 -	37.590	25.276	1:02.866 (1)	69.17		11:08:03.663	

P23 54 S		Ben SCOTT		Kawasaki NINJA 250 - GI Landscapes (UK) Ltd			
IDEAL LAP TIME : 1:02.776		BEST LAP TIME : 1:03.014		DIFFERENCE : 0.238			
LAP	SECTOR 1	SECTOR 2	LAP TIME	MPH	DIFF	TIME OF DAY	
1 -	43.872	27.911	1:11.783	60.57	8.769	10:59:13.578	
2 -	42.117	27.314	1:09.431	62.63	6.417	11:00:23.009	
3 -	40.471	26.085	1:06.556	65.33	3.542	11:01:29.565	
4 -	39.718	25.549	1:05.267	66.62	2.253	11:02:34.832	
5 -	38.791	25.551	1:04.342	67.58	1.328	11:03:39.174	
6 -	38.468	25.539	1:04.007	67.93	0.993	11:04:43.181	
7 -	37.954	25.162	1:03.116 (2)	68.89	0.102	11:05:46.297	
8 -	38.050	25.256	1:03.306 (3)	68.69	0.292	11:06:49.603	
9 -	38.192	24.822	1:03.014 (1)	69.01		11:07:52.617	

P24 32 S		Paul ROBSON		Kawasaki NINJA 300 - RBProperty services & Environment Ligh			
IDEAL LAP TIME : 1:02.897		BEST LAP TIME : 1:03.113		DIFFERENCE : 0.216			
LAP	SECTOR 1	SECTOR 2	LAP TIME	MPH	DIFF	TIME OF DAY	
1 -	42.743	26.556	1:09.299	62.75	6.186	10:59:09.372	
2 -	39.017	25.658	1:04.675	67.23	1.562	11:00:14.047	
3 -	41.697	26.087	1:07.784	64.15	4.671	11:01:21.831	
4 -	38.031	25.355	1:03.386	68.60	0.273	11:02:25.217	
5 -	37.732	25.546	1:03.278	68.72	0.165	11:03:28.495	
6 -	37.932	25.241	1:03.173 (2)	68.83	0.060	11:04:31.668	
7 -	38.117	25.251	1:03.368	68.62	0.255	11:05:35.036	
8 -	37.864	25.363	1:03.227 (3)	68.77	0.114	11:06:38.263	
9 -	37.656	25.457	1:03.113 (1)	68.90		11:07:41.376	

P25 18 J		George HIGGINS		Kawasaki NINJA 400 - Aztec Racing			
IDEAL LAP TIME : 1:03.615		BEST LAP TIME : 1:03.650		DIFFERENCE : 0.035			
LAP	SECTOR 1	SECTOR 2	LAP TIME	MPH	DIFF	TIME OF DAY	
1 -	42.403	27.668	1:10.071	62.05	6.421	10:59:10.871	
2 -	39.723	26.700	1:06.423	65.46	2.773	11:00:17.294	
3 -	39.082	26.342	1:05.424	66.46	1.774	11:01:22.718	
4 -	38.865	25.494	1:04.359	67.56	0.709	11:02:27.077	
5 -	38.360	25.567	1:03.927 (2)	68.02	0.277	11:03:31.004	
6 -	38.218	26.081	1:04.299	67.63	0.649	11:04:35.303	
7 -	38.275	26.962	1:05.237	66.65	1.587	11:05:40.540	
8 -	38.121	25.529	1:03.650 (1)	68.32		11:06:44.190	
9 -	38.735	25.538	1:04.273 (3)	67.65	0.623	11:07:48.463	

Weather / Track : Cloudy / Damp

Brands Hatch Indy
Circuit Length = 1.2079 miles
Start: 10:57 Flag 11:07 End: 11:08

BMCRC - MRO Championships 2021 - Rnd 6 @ Brands Hatch Indy

ACU Team Green Junior Cup & Senior 300

QUALIFYING - SECTOR ANALYSIS



SECTOR 1 = FL to I1, SECTOR 2 = I1 to FL, DIFF = Difference To Personal Best Lap, P = Crossed Finish Line in Pit Lane, D = Time Disallowed

P26		88 S		David COURT		Kawasaki NINJA 300 -	
IDEAL LAP TIME : 1:08.293		BEST LAP TIME : 1:08.523		DIFFERENCE : 0.230			
LAP	SECTOR 1	SECTOR 2	LAP TIME	MPH	DIFF	TIME OF DAY	
1 -	45.519	29.680	1:15.199	57.82	6.676	10:59:32.318	
2 -	44.292	28.097	1:12.389	60.07	3.866	11:00:44.707	
3 -	42.695	27.573	1:10.268	61.88	1.745	11:01:54.975	
4 -	42.034	26.953	1:08.987 (3)	63.03	0.464	11:03:03.962	
5 -	41.798	27.189	1:08.987 (3)	63.03	0.464	11:04:12.949	
6 -	41.439	27.373	1:08.812 (2)	63.19	0.289	11:05:21.761	
7 -	41.669	26.854	1:08.523 (1)	63.46		11:06:30.284	

P27		22 S		Greg STUBBERFIELD		Kawasaki NINJA 300 -	
IDEAL LAP TIME : 1:08.109		BEST LAP TIME : 1:08.615		DIFFERENCE : 0.506			
LAP	SECTOR 1	SECTOR 2	LAP TIME	MPH	DIFF	TIME OF DAY	
1 -	43.158	27.536	1:10.694	61.51	2.079	10:59:15.700	
2 -	40.905	27.710	1:08.615 (1)	63.37		11:00:24.315	
3 -	41.871	28.402	1:10.273	61.88	1.658	11:01:34.588	
4 -	42.847	28.292	1:11.139	61.12	2.524	11:02:45.727	
5 -	41.987	27.433	1:09.420 (3)	62.64	0.805	11:03:55.147	
6 -	41.838	27.204	1:09.042 (2)	62.98	0.427	11:05:04.189	

P28		0 S		Robert MILES		Kawasaki NINJA 400 - the bike shop long eaton	
IDEAL LAP TIME : 1:10.707		BEST LAP TIME : 1:10.830		DIFFERENCE : 0.123			
LAP	SECTOR 1	SECTOR 2	LAP TIME	MPH	DIFF	TIME OF DAY	
1 -	46.577	29.765	1:16.342	56.96	5.512	10:59:36.574	
2 -	44.964	28.188	1:13.152	59.44	2.322	11:00:49.726	
3 -	44.640	28.467	1:13.107	59.48	2.277	11:02:02.833	
4 -	43.910	28.449	1:12.359	60.09	1.529	11:03:15.192	
5 -	42.899	28.221	1:11.120 (2)	61.14	0.290	11:04:26.312	
6 -	46.866	28.050	1:14.916	58.04	4.086	11:05:41.228	
7 -	43.404	28.251	1:11.655 (3)	60.68	0.825	11:06:52.883	
8 -	42.657	28.173	1:10.830 (1)	61.39		11:08:03.713	

BMCRC - MRO Championships 2021 - Rnd 6 @ Brands Hatch Indy

ACU Team Green Junior Cup & Senior 300

QUALIFYING - BEST SECTORS

SECTOR 1				SECTOR 2				IDEAL / BEST COMPARISON				
POS	NO	NAME	TIME	NO	NAME	TIME	POS	NO	NAME	IDEAL	BEST	DIFF
									PERFECT LAP	57.106		
1	8	ATKINSON	34.072	196	KIRSCH	23.034	1	8	ATKINSON	57.112	57.112	0.000
2	196	KIRSCH	34.219	8	ATKINSON	23.040	2	196	KIRSCH	57.253	57.383	0.130
3	60	DOCHERTY	34.291	60	DOCHERTY	23.097	3	60	DOCHERTY	57.388	57.528	0.140
4	50	McMULLAN	34.501	97	PLATT	23.210	4	50	McMULLAN	57.910	58.448	0.538
5	19	O'MARA	34.530	777	HARDY	23.358	5	19	O'MARA	57.952	57.952	0.000
6	31	MELLOR	34.843	50	McMULLAN	23.409	6	97	PLATT	58.124	58.354	0.230
7	69	HUSKINSON	34.911	61	WALKER	23.412	7	31	MELLOR	58.259	58.392	0.133
8	97	PLATT	34.914	31	MELLOR	23.416	8	777	HARDY	58.301	58.675	0.374
9	777	HARDY	34.943	19	O'MARA	23.422	9	61	WALKER	58.585	58.585	0.000
10	61	WALKER	35.173	77	WHITE	23.547	10	69	HUSKINSON	58.605	58.623	0.018
11	77	WHITE	35.182	69	HUSKINSON	23.694	11	77	WHITE	58.729	58.729	0.000
12	65	BREESE	35.543	65	BREESE	23.772	12	65	BREESE	59.315	59.315	0.000
13	81	WALKER	35.568	81	WALKER	23.870	13	81	WALKER	59.438	59.438	0.000
14	70	WHITE	35.972	70	WHITE	24.022	14	70	WHITE	59.994	1:00.074	0.080
15	87	CLEARY	36.590	45	MARSH	24.205	15	45	MARSH	1:00.902	1:01.205	0.303
16	45	MARSH	36.697	87	CLEARY	24.316	16	87	CLEARY	1:00.906	1:00.906	0.000
17	311	WARD	36.818	48	SABBARTON	24.330	17	58	WOOD	1:01.479	1:01.556	0.077
18	58	WOOD	36.973	58	WOOD	24.506	18	48	SABBARTON	1:01.570	1:01.628	0.058
19	48	SABBARTON	37.240	66	SMITH	24.701	19	66	SMITH	1:02.070	1:02.070	0.000
20	66	SMITH	37.369	54	SCOTT	24.822	20	311	WARD	1:02.121	1:02.121	0.000
21	57	BUCKHAM	37.589	26	BETTRIDGE	25.154	21	26	BETTRIDGE	1:02.745	1:02.772	0.027
22	26	BETTRIDGE	37.591	32	ROBSON	25.241	22	54	SCOTT	1:02.776	1:03.014	0.238
23	32	ROBSON	37.656	57	BUCKHAM	25.276	23	57	BUCKHAM	1:02.865	1:02.866	0.001
24	54	SCOTT	37.954	311	WARD	25.303	24	32	ROBSON	1:02.897	1:03.113	0.216
25	18	HIGGINS	38.121	18	HIGGINS	25.494	25	18	HIGGINS	1:03.615	1:03.650	0.035
26	22	STUBBERFIELD	40.905	88	COURT	26.854	26	22	STUBBERFIELD	1:08.109	1:08.615	0.506
27	88	COURT	41.439	22	STUBBERFIELD	27.204	27	88	COURT	1:08.293	1:08.523	0.230
28	0	MILES	42.657	0	MILES	28.050	28	0	MILES	1:10.707	1:10.830	0.123

Weather / Track : Cloudy / Damp

Results can be found at www.tsl-timing.com

Brands Hatch Indy
Circuit Length = 1.2079 miles
Start: 10:57 Flag 11:07 End: 11:08

Printed - 11:09 Saturday, 02 October 2021

BMCRC - MRO Championships 2021 - Rnd 6 @ Brands Hatch Indy

ACU Team Green Junior Cup & Senior 300

QUALIFYING - STATISTICS

Competitors Started 28
Planned Start 2021-10-02 @ 11:16:00.000
Actual Start 2021-10-02 @ 10:57:05.780
Finish Time 2021-10-02 @ 11:07:08.424
Track Length 1.2079mi.
Total Laps 248
Total Distance Covered 299.5705mi.

Session Fastest Lap History

NO	CL	NAME	LAP TIME	TIME OF DAY	LAP	VEHICLE
77	J	Joe WHITE	1:00.806	10:58:37.506	1	Kawasaki NINJA 300
77	J	Joe WHITE	58.829	10:59:36.337	2	Kawasaki NINJA 300
31	J	Dylan MELLOR	58.392	10:59:42.046	2	Kawasaki NINJA 300
196	J	Jack KIRSCH	57.729	11:02:36.736	5	Kawasaki NINJA 300
196	J	Jack KIRSCH	57.550	11:04:32.270	7	Kawasaki NINJA 300
196	J	Jack KIRSCH	57.383	11:05:29.655	8	Kawasaki NINJA 300
8	S	Phil ATKINSON	57.112	11:07:21.229	10	Kawasaki NINJA 300

Flag History

TYPE	TIME OF DAY
GREEN	10:57:05.780
FINISH	11:07:08.424

Flag Statistics

TYPE	COUNT	TOTAL LAPS	TOTAL TIME
Green	1	10	11:10.304
Red	0	0	0.000
Safety Car	0	0	0.000
FCY	0	0	0.000

BMCRC - MRO Championships 2021 - Rnd 6 @ Brands Hatch Indy

ACU Team Green Junior Cup & Senior 300

QUALIFYING - STATISTICS

CLASS : J

13 Starters

Fastest Lap History

NO	NAME	LAP TIME	TIME OF DAY	LAP	VEHICLE
77	Joe WHITE	1:00.806	10:58:37.506	1	Kawasaki NINJA 300
77	Joe WHITE	58.829	10:59:36.337	2	Kawasaki NINJA 300
31	Dylan MELLOR	58.392	10:59:42.046	2	Kawasaki NINJA 300
196	Jack KIRSCH	57.729	11:02:36.736	5	Kawasaki NINJA 300
196	Jack KIRSCH	57.550	11:04:32.270	7	Kawasaki NINJA 300
196	Jack KIRSCH	57.383	11:05:29.655	8	Kawasaki NINJA 300

BMCRC - MRO Championships 2021 - Rnd 6 @ Brands Hatch Indy

ACU Team Green Junior Cup & Senior 300

QUALIFYING - STATISTICS

CLASS : S

14 Starters

Fastest Lap History

NO	NAME	LAP TIME	TIME OF DAY	LAP	VEHICLE
8	Phil ATKINSON	1:01.029	10:58:38.326	1	Kawasaki NINJA 300
8	Phil ATKINSON	58.911	10:59:37.237	2	Kawasaki NINJA 300
8	Phil ATKINSON	58.516	11:00:35.753	3	Kawasaki NINJA 300
8	Phil ATKINSON	58.454	11:01:34.166	4	Kawasaki NINJA 300
8	Phil ATKINSON	57.900	11:03:30.677	6	Kawasaki NINJA 300
8	Phil ATKINSON	57.487	11:06:24.161	9	Kawasaki NINJA 300
8	Phil ATKINSON	57.112	11:07:21.229	10	Kawasaki NINJA 300

Weather / Track : Cloudy / Damp

Results can be found at www.tsl-timing.com

Page 3 of 4

Brands Hatch Indy
Circuit Length = 1.2079 miles
Start: 10:57 Flag 11:07 End: 11:08

Printed - 11:09 Saturday, 02 October 2021

BMCRC - MRO Championships 2021 - Rnd 6 @ Brands Hatch Indy

ACU Team Green Junior Cup & Senior 300

QUALIFYING - STATISTICS

CLASS : 12s

1 Starters

Fastest Lap History

NO	NAME	LAP TIME	TIME OF DAY	LAP	VEHICLE
311	Nathan-Ellis WARD	1:09.626	10:58:54.105	1	Kawasaki NINJA 300
311	Nathan-Ellis WARD	1:06.284	11:00:00.388	2	Kawasaki NINJA 300
311	Nathan-Ellis WARD	1:05.124	11:01:05.513	3	Kawasaki NINJA 300
311	Nathan-Ellis WARD	1:04.824	11:02:10.336	4	Kawasaki NINJA 300
311	Nathan-Ellis WARD	1:04.545	11:03:14.881	5	Kawasaki NINJA 300
311	Nathan-Ellis WARD	1:02.805	11:04:17.686	6	Kawasaki NINJA 300
311	Nathan-Ellis WARD	1:02.121	11:07:26.851	9	Kawasaki NINJA 300

Weather / Track : Cloudy / Damp

Results can be found at www.tsl-timing.com

Page 4 of 4

Brands Hatch Indy
Circuit Length = 1.2079 miles
Start: 10:57 Flag 11:07 End: 11:08

Printed - 11:09 Saturday, 02 October 2021

BMCRC - MRO Championships 2021 - Rnd 6 @ Brands Hatch Indy



ACU Team Green Junior Cup & Senior 300

RACE 10 - GRID (10 Laps)



ROW 10	29	83	Simon CHAPPELL	1:10.830	28	0	Robert MILES					
ROW 9	27	22	Greg STUBBERFIELD	1:08.615	26	88	David COURT	1:08.523	25	18	George HIGGINS	1:03.650
ROW 8	24	32	Paul ROBSON	1:03.113	23	54	Ben SCOTT	1:03.014	22	57	Richard BUCKHAM	1:02.866
ROW 7	21	26	Nicholas BETTRIDGE	1:02.772	20	311	Nathan-Ellis WARD	1:02.121	19	66	Mark SMITH	1:02.070
ROW 6	18	48	Kevin SABBARTON	1:01.628	17	58	Matthew WOOD	1:01.556	16	45	Jake MARSH	1:01.205
ROW 5	15	87	James CLEARY	1:00.906	14	70	Justin WHITE	1:00.074	13	81	Keo WALKER	59.438
ROW 4	12	65	Konrad BREESE	59.315	11	77	Joe WHITE	58.729	10	777	Maximus HARDY	58.675
ROW 3	9	69	Danny HUSKINSON	58.623	8	61	Kathryn WALKER	58.585	7	50	Fred McMULLAN	58.448
ROW 2	6	31	Dylan MELLOR	58.392	5	97	Ben PLATT	58.354	4	19	James O'MARA	57.952
ROW 1	3	60	Lennon DOCHERTY	57.528	2	196	Jack KIRSCH	57.383	1	8	Phil ATKINSON	57.112
Pole												



These results are provisional until the conclusion of any judicial and technical matters.

Brands Hatch Indy
Circuit Length = 1.2079 miles

Clerk Of Course :	Stewards :	Timekeeper : Alan Povey
-------------------	------------	-------------------------

Results can be found at www.tsl-timing.com

Printed - 11:10 Saturday, 02 October 2021



BMCRC - MRO Championships 2021 - Rnd 6 @ Brands Hatch Indy



ACU Team Green Junior Cup & Senior 300

RACE 10 - CLASSIFICATION

Kawasaki

POS	NO	CL	PIC NAME	ENTRY	LAPS	TIME	GAP	DIFF	MPH	BEST	ON
1	19	J	1 James O'MARA	Kawasaki NINJA 300 - BRP Machining Ltd	10	10:48.651			67.04	1:02.877	10
2	196	J	2 Jack KIRSCH	Kawasaki NINJA 300 - Dad	10	10:49.151	0.500	0.500	66.98	1:02.930	10
3	8	S	1 Phil ATKINSON	Kawasaki NINJA 300 - Rose mot centre	10	10:49.860	1.209	0.709	66.91	1:03.492	10
4	60	J	3 Lennon DOCHERTY	Kawasaki NINJA 300 - Doc Fit Training	10	10:50.181	1.530	0.321	66.88	1:02.732	10
5	777	J	4 Maximus HARDY	Kawasaki NINJA 400 - DAD	10	10:50.222	1.571	0.041	66.87	1:02.988	9
6	69	S	2 Danny HUSKINSON	Kawasaki NINJA 300 - art of racing	10	10:52.066	3.415	1.844	66.68	1:03.910	6
7	50	J	5 Fred McMULLAN	Kawasaki NINJA 300 - Orwell motorcycles Ipswich	10	10:57.287	8.636	5.221	66.15	1:03.846	6
8	31	J	6 Dylan MELLOR	Kawasaki NINJA 300 - Team Mellor Racing	10	10:57.731	9.080	0.444	66.11	1:04.033	7
9	65	S	3 Konrad BREESE	Kawasaki NINJA 300 - STIHL Racing	10	11:03.256	14.605	5.525	65.56	1:04.545	8
10	45	J	7 Jake MARSH	Kawasaki NINJA 300 - Zipped Up Racing	10	11:07.112	18.461	3.856	65.18	1:04.546	3
11	61	S	4 Kathryn WALKER	Kawasaki NINJA 300 - Think Bike Gear & AutoSmar	10	11:09.484	20.833	2.372	64.95	1:04.927	8
12	77	J	8 Joe WHITE	Kawasaki NINJA 300 - Just In Graphics /MZ CONTF	10	11:15.235	26.584	5.751	64.40	1:05.065	8
13	70	S	5 Justin WHITE	Kawasaki NINJA 300 - adss ltd	10	11:19.119	30.468	3.884	64.03	1:05.967	8
14	97	J	9 Ben PLATT	Kawasaki NINJA 400 - adss ltd	10	11:33.843	45.192	14.724	62.67	1:08.076	4
15	66	S	6 Mark SMITH	Kawasaki NINJA 300 - MHP EXHAUST S	10	11:34.437	45.786	0.594	62.62	1:07.045	9
16	81	J	10 Keo WALKER	Kawasaki NINJA 300 - Martin Wight Electrical	10	11:38.003	49.352	3.566	62.30	1:07.253	8
17	58	J	11 Matthew WOOD	Kawasaki NINJA 300 -	10	11:38.329	49.678	0.326	62.27	1:07.082	8
18	26	S	7 Nicholas BETTRIDGE	Kawasaki NINJA 300 - Weald builders	10	11:43.006	54.355	4.677	61.85	1:07.860	10
19	18	J	12 George HIGGINS	Kawasaki NINJA 400 - Aztec Racing	10	11:45.812	57.161	2.806	61.61	1:07.480	9
20	48	S	8 Kevin SABBARTON	Kawasaki NINJA 300 -	10	11:48.063	59.412	2.251	61.41	1:07.950	10
21	32	S	9 Paul ROBSON	Kawasaki NINJA 300 - RBProperty services & Envir	10	11:56.387	1:07.736	8.324	60.70	1:09.246	8
22	87	J	13 James CLEARY	Kawasaki NINJA 300 - Mum and Dad	9	10:58.016	1 Lap	1 Lap	59.47	1:10.361	7
23	54	S	10 Ben SCOTT	Kawasaki NINJA 250 - GI Landscapes (UK) Ltd	9	11:01.187	1 Lap	3.171	59.19	1:10.943	9
24	83	S	11 Simon CHAPPELL	Kawasaki NINJA 300 -	9	11:03.994	1 Lap	2.807	58.94	1:10.997	4
25	311	12s	1 Nathan-Ellis WARD	Kawasaki NINJA 300 - Zipped up racing	9	11:05.896	1 Lap	1.902	58.77	1:11.441	9
26	57	S	12 Richard BUCKHAM	Kawasaki NINJA 300 -	9	11:12.997	1 Lap	7.101	58.15	1:12.479	9
27	0	S	13 Robert MILES	Kawasaki NINJA 400 - the bike shop long eaton	9	11:16.324	1 Lap	3.327	57.86	1:11.682	8

FASTEST LAP

60	J	Lennon DOCHERTY	Kawasaki NINJA 300 - Doc Fit Training	10	1:02.732	69.32 mph	111.56 kph
8	S	Phil ATKINSON	Kawasaki NINJA 300 - Rose mot centre	10	1:03.492	68.49 mph	110.22 kph
311	12s	Nathan-Ellis WARD	Kawasaki NINJA 300 - Zipped up racing	9	1:11.441	60.86 mph	97.96 kph

Weather / Track : Rain / Wet

These results are provisional until the conclusion of any judicial and technical matters.

Brands Hatch Indy: 1.2079 miles
Race Distance: 10 Laps / 12.07 miles
Start: 14:58 Flag 15:09 End: 15:11

Clerk Of Course :	Stewards :	Timekeeper : Alan Povey
-------------------	------------	-------------------------

Results can be found at www.tsl-timing.com

Printed - 15:11 Saturday, 02 October 2021



BMCRC - MRO Championships 2021 - Rnd 6 @ Brands Hatch Indy

ACU Team Green Junior Cup & Senior 300

RACE 10 - LAP CHART

LAP 1 @ 15:00:06.632			LAP 2 @ 15:01:11.789			LAP 3 @ 15:02:16.959			LAP 4 @ 15:03:21.298			LAP 5 @ 15:04:26.067		
NO	BEHIND	LAP TIME	NO	BEHIND	LAP TIME	NO	BEHIND	LAP TIME	NO	BEHIND	LAP TIME	NO	BEHIND	LAP TIME
8		1:11.357	8		1:05.157	8		1:05.170	69		1:04.209	8		1:04.746
69	0.156	1:11.513	69	0.017	1:05.018	69	0.130	1:05.283	8	0.023	1:04.362	196	0.164	1:04.696
196	0.469	1:11.826	196	0.663	1:05.351	196	0.518	1:05.025	196	0.237	1:04.058	69	0.199	1:04.968
60	0.966	1:12.323	60	1.082	1:05.273	60	0.749	1:04.837	60	0.577	1:04.167	60	0.522	1:04.714
19	1.417	1:12.774	19	1.467	1:05.207	19	1.091	1:04.794	19	1.288	1:04.536	19	0.782	1:04.263
31	1.623	1:12.980	31	1.911	1:05.445	31	1.563	1:04.822	31	2.109	1:04.885	31	1.435	1:04.095
50	2.682	1:14.039	50	3.483	1:05.958	50	3.136	1:04.823	50	3.078	1:04.281	50	2.522	1:04.213
777	3.402	1:14.759	777	4.320	1:06.075	777	3.593	1:04.443	777	3.404	1:04.150	777	2.898	1:04.263
97	3.790	1:15.147	65	5.834	1:06.754	65	6.349	1:05.685	65	7.608	1:05.598	65	8.081	1:05.242
70	4.204	1:15.561	70	7.141	1:08.094	45	6.627	1:04.546	45	7.806	1:05.518	45	8.566	1:05.529
65	4.237	1:15.594	45	7.251	1:06.722	70	8.091	1:06.120	61	11.444	1:06.652	61	11.684	1:05.009
61	4.699	1:16.056	97	7.596	1:08.963	61	9.131	1:06.322	70	11.598	1:07.846	70	14.185	1:07.356
45	5.686	1:17.043	61	7.979	1:08.437	97	11.479	1:09.053	97	15.216	1:08.076	77	16.500	1:05.823
81	6.470	1:17.827	81	10.805	1:09.492	77	13.243	1:07.221	77	15.446	1:06.542	97	18.753	1:08.306
66	6.856	1:18.213	77	11.192	1:09.273	81	15.734	1:10.099	81	21.475	1:10.080	66	26.510	1:09.691
77	7.076	1:18.433	66	11.743	1:10.044	66	16.048	1:09.475	66	21.588	1:09.879	81	27.062	1:10.356
58	8.426	1:19.783	58	14.031	1:10.762	58	18.103	1:09.242	58	22.255	1:08.491	58	27.634	1:10.148
26	8.833	1:20.190	26	14.938	1:11.262	26	20.361	1:10.593	26	26.016	1:09.994	26	30.383	1:09.136
48	9.879	1:21.236	48	16.329	1:11.607	48	22.894	1:11.735	18	29.057	1:10.172	48	33.853	1:09.525
18	11.117	1:22.474	18	17.060	1:11.100	18	23.224	1:11.334	48	29.097	1:10.542	18	33.961	1:09.673
311	12.660	1:24.017	311	21.430	1:13.927	32	26.934	1:10.630	32	32.115	1:09.520	32	36.976	1:09.630
57	13.656	1:25.013	32	21.474	1:12.590	87	28.936	1:12.067	87	35.580	1:10.983	87	41.957	1:11.146
87	13.673	1:25.030	87	22.039	1:13.523	83	29.409	1:11.859	83	36.067	1:10.997	83	44.275	1:12.977
83	13.901	1:25.258	83	22.720	1:13.976	311	29.893	1:13.633	54	38.725	1:12.190	54	45.034	1:11.078
32	14.041	1:25.398	57	22.846	1:14.347	54	30.874	1:12.826	311	38.872	1:13.318	311	46.679	1:12.576
54	14.456	1:25.813	54	23.218	1:13.919	57	32.039	1:14.363	57	41.207	1:13.507	57	50.051	1:13.613
0	17.622	1:28.979	0	29.240	1:16.775	0	38.823	1:14.753	0	47.594	1:13.110	0	55.079	1:12.254

Weather / Track : Rain / Wet

BMCRC - MRO Championships 2021 - Rnd 6 @ Brands Hatch Indy

ACU Team Green Junior Cup & Senior 300

RACE 10 - LAP CHART

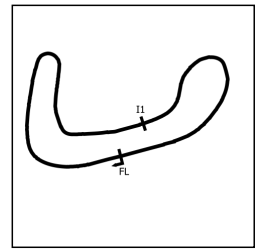
LAP 6 @ 15:05:29.696			LAP 7 @ 15:06:33.266			LAP 8 @ 15:07:37.065			LAP 9 @ 15:08:41.049			LAP 10 @ 15:09:43.926		
NO	BEHIND	LAP TIME	NO	BEHIND	LAP TIME	NO	BEHIND	LAP TIME	NO	BEHIND	LAP TIME	NO	BEHIND	LAP TIME
8		1:03.629	8		1:03.570	8		1:03.799	19		1:03.021	19		1:02.877
196	0.132	1:03.597	0	1 Lap	1:12.256	196	0.189	1:03.779	87	1 Lap	1:11.347	196	0.500	1:02.930
69	0.480	1:03.910	196	0.209	1:03.647	311	1 Lap	1:12.071	196	0.447	1:04.242	8	1.209	1:03.492
19	0.952	1:03.799	19	0.764	1:03.382	19	0.963	1:03.998	8	0.594	1:04.578	60	1.530	1:02.732
60	1.184	1:04.291	69	0.925	1:04.015	69	1.227	1:04.101	777	1.399	1:02.988	777	1.571	1:03.049
31	2.209	1:04.403	60	1.605	1:03.991	60	1.839	1:04.033	60	1.675	1:03.820	69	3.415	1:04.036
777	2.668	1:03.399	31	2.672	1:04.033	777	2.395	1:03.268	69	2.256	1:05.013	50	8.636	1:04.934
50	2.739	1:03.846	777	2.926	1:03.828	31	3.527	1:04.654	54	1 Lap	1:11.238	31	9.080	1:06.489
65	9.225	1:04.773	50	3.576	1:04.407	50	4.974	1:05.197	31	5.468	1:05.925	87	1 Lap	1:12.227
45	10.693	1:05.756	65	10.911	1:05.256	57	1 Lap	1:13.935	50	6.579	1:05.589	54	1 Lap	1:10.943
61	13.156	1:05.101	45	12.832	1:05.709	0	1 Lap	1:13.617	83	1 Lap	1:12.318	65	14.605	1:05.150
70	17.768	1:07.212	61	15.241	1:05.655	65	11.657	1:04.545	311	1 Lap	1:12.350	83	1 Lap	1:11.364
77	18.154	1:05.283	77	21.066	1:06.482	45	14.302	1:05.269	65	12.332	1:04.659	311	1 Lap	1:11.441
97	24.081	1:08.957	70	21.354	1:07.156	61	16.369	1:04.927	57	1 Lap	1:12.585	45	18.461	1:05.380
66	30.621	1:07.740	97	30.004	1:09.493	77	22.332	1:05.065	45	15.958	1:05.640	61	20.833	1:05.955
81	31.693	1:08.260	66	34.687	1:07.636	70	23.522	1:05.967	0	1 Lap	1:11.682	57	1 Lap	1:12.479
58	32.254	1:08.249	58	36.121	1:07.437	97	34.882	1:08.677	61	17.755	1:05.370	77	26.584	1:05.809
26	35.420	1:08.666	81	37.225	1:09.102	66	37.978	1:07.090	77	23.652	1:05.304	0	1 Lap	1:12.898
48	39.241	1:09.017	26	40.644	1:08.794	58	39.404	1:07.082	70	26.232	1:06.694	70	30.468	1:07.113
18	39.504	1:09.172	48	44.324	1:08.653	81	40.679	1:07.253	97	39.786	1:08.888	97	45.192	1:08.283
32	42.768	1:09.421	18	44.714	1:08.780	26	45.210	1:08.365	66	41.039	1:07.045	66	45.786	1:07.624
87	49.660	1:11.332	32	48.454	1:09.256	18	48.627	1:07.712	58	43.195	1:07.775	81	49.352	1:07.896
54	53.307	1:11.902	87	56.451	1:10.361	48	49.673	1:09.148	81	44.333	1:07.638	58	49.678	1:09.360
83	53.685	1:13.039	54	1:01.015	1:11.278	32	53.901	1:09.246	26	49.372	1:08.146	26	54.355	1:07.860
311	55.613	1:12.563	83	1:02.321	1:12.206				18	52.123	1:07.480	18	57.161	1:07.915
57	59.577	1:13.155							48	54.339	1:08.650	48	59.412	1:07.950
									32	59.398	1:09.481	32	1:07.736	1:11.215

Weather / Track : Rain / Wet

BMCRC - MRO Championships 2021 - Rnd 6 @ Brands Hatch Indy

ACU Team Green Junior Cup & Senior 300

RACE 10 - SECTOR ANALYSIS



SECTOR 1 = FL to I1, SECTOR 2 = I1 to FL, DIFF = Difference To Personal Best Lap, P = Crossed Finish Line in Pit Lane, D = Time Disallowed

P1		19 J		James O'MARA		Kawasaki NINJA 300 - BRP Machining Ltd	
IDEAL LAP TIME : 1:02.747		BEST LAP TIME : 1:02.877		DIFFERENCE : 0.130			
LAP	SECTOR 1	SECTOR 2	LAP TIME	MPH	DIFF	TIME OF DAY	
1 -		26.791	1:12.774	59.75	9.897	15:00:08.049	
2 -	39.033	26.174	1:05.207	66.68	2.330	15:01:13.256	
3 -	38.620	26.174	1:04.794	67.11	1.917	15:02:18.050	
4 -	38.568	25.968	1:04.536	67.38	1.659	15:03:22.586	
5 -	38.501	25.762	1:04.263	67.66	1.386	15:04:26.849	
6 -	38.007	25.792	1:03.799	68.16	0.922	15:05:30.648	
7 -	37.987	25.395	1:03.382 (3)	68.60	0.505	15:06:34.030	
8 -	38.251	25.747	1:03.998	67.94	1.121	15:07:38.028	
9 -	37.437	25.584	1:03.021 (2)	69.00	0.144	15:08:41.049	
10 -	37.567	25.310	1:02.877 (1)	69.16		15:09:43.926	

P2		196 J		Jack KIRSCH		Kawasaki NINJA 300 - Dad	
IDEAL LAP TIME : 1:02.930		BEST LAP TIME : 1:02.930		DIFFERENCE : 0.000			
LAP	SECTOR 1	SECTOR 2	LAP TIME	MPH	DIFF	TIME OF DAY	
1 -		26.452	1:11.826	60.54	8.896	15:00:07.101	
2 -	39.259	26.092	1:05.351	66.54	2.421	15:01:12.452	
3 -	39.082	25.943	1:05.025	66.87	2.095	15:02:17.477	
4 -	38.422	25.636	1:04.058	67.88	1.128	15:03:21.535	
5 -	38.821	25.875	1:04.696	67.21	1.766	15:04:26.231	
6 -	37.979	25.618	1:03.597 (2)	68.37	0.667	15:05:29.828	
7 -	38.381	25.266	1:03.647 (3)	68.32	0.717	15:06:33.475	
8 -	38.635	25.144	1:03.779	68.18	0.849	15:07:37.254	
9 -	38.715	25.527	1:04.242	67.69	1.312	15:08:41.496	
10 -	37.850	25.080	1:02.930 (1)	69.10		15:09:44.426	

P3		8 S		Phil ATKINSON		Kawasaki NINJA 300 - Rose mot centre	
IDEAL LAP TIME : 1:03.201		BEST LAP TIME : 1:03.492		DIFFERENCE : 0.291			
LAP	SECTOR 1	SECTOR 2	LAP TIME	MPH	DIFF	TIME OF DAY	
1 -		26.685	1:11.357	60.94	7.865	15:00:06.632	
2 -	38.776	26.381	1:05.157	66.74	1.665	15:01:11.789	
3 -	38.785	26.385	1:05.170	66.72	1.678	15:02:16.959	
4 -	38.214	26.148	1:04.362	67.56	0.870	15:03:21.321	
5 -	38.735	26.011	1:04.746	67.16	1.254	15:04:26.067	
6 -	37.607	26.022	1:03.629 (3)	68.34	0.137	15:05:29.696	
7 -	37.937	25.633	1:03.570 (2)	68.40	0.078	15:06:33.266	
8 -	38.082	25.717	1:03.799	68.16	0.307	15:07:37.065	
9 -	38.421	26.157	1:04.578	67.33	1.086	15:08:41.643	
10 -	37.898	25.594	1:03.492 (1)	68.49		15:09:45.135	

P4		60 J		Lennon DOCHERTY		Kawasaki NINJA 300 - Doc Fit Training	
IDEAL LAP TIME : 1:02.732		BEST LAP TIME : 1:02.732		DIFFERENCE : 0.000			
LAP	SECTOR 1	SECTOR 2	LAP TIME	MPH	DIFF	TIME OF DAY	
1 -		26.637	1:12.323	60.12	9.591	15:00:07.598	
2 -	39.275	25.998	1:05.273	66.62	2.541	15:01:12.871	
3 -	38.823	26.014	1:04.837	67.06	2.105	15:02:17.708	
4 -	38.425	25.742	1:04.167	67.77	1.435	15:03:21.875	
5 -	39.150	25.564	1:04.714	67.19	1.982	15:04:26.589	
6 -	38.729	25.562	1:04.291	67.63	1.559	15:05:30.880	
7 -	38.575	25.416	1:03.991 (3)	67.95	1.259	15:06:34.871	
8 -	38.690	25.343	1:04.033	67.91	1.301	15:07:38.904	
9 -	38.723	25.097	1:03.820 (2)	68.13	1.088	15:08:42.724	
10 -	38.168	24.564	1:02.732 (1)	69.32		15:09:45.456	

Weather / Track : Rain / Wet

Brands Hatch Indy
Circuit Length = 1.2079 miles
Start: 14:58 Flag 15:09 End: 15:11

BMCRC - MRO Championships 2021 - Rnd 6 @ Brands Hatch Indy

ACU Team Green Junior Cup & Senior 300

RACE 10 - SECTOR ANALYSIS



SECTOR 1 = FL to I1, SECTOR 2 = I1 to FL, DIFF = Difference To Personal Best Lap, P = Crossed Finish Line in Pit Lane, D = Time Disallowed

P5 777 J		Maximus HARDY		Kawasaki NINJA 400 - DAD		
IDEAL LAP TIME : 1:02.864		BEST LAP TIME : 1:02.988		DIFFERENCE : 0.124		
LAP	SECTOR 1	SECTOR 2	LAP TIME	MPH	DIFF	TIME OF DAY
1 -		27.245	1:14.759	58.16	11.771	15:00:10.034
2 -	39.873	26.202	1:06.075	65.81	3.087	15:01:16.109
3 -	38.566	25.877	1:04.443	67.47	1.455	15:02:20.552
4 -	38.431	25.719	1:04.150	67.78	1.162	15:03:24.702
5 -	38.309	25.954	1:04.263	67.66	1.275	15:04:28.965
6 -	37.868	25.531	1:03.399	68.59	0.411	15:05:32.364
7 -	38.103	25.725	1:03.828	68.13	0.840	15:06:36.192
8 -	38.151	25.117	1:03.268 (3)	68.73	0.280	15:07:39.460
9 -	37.882	25.106	1:02.988 (1)	69.03		15:08:42.448
10 -	38.053	24.996	1:03.049 (2)	68.97	0.061	15:09:45.497

P6 69 S		Danny HUSKINSON		Kawasaki NINJA 300 - art of racing		
IDEAL LAP TIME : 1:03.164		BEST LAP TIME : 1:03.910		DIFFERENCE : 0.746		
LAP	SECTOR 1	SECTOR 2	LAP TIME	MPH	DIFF	TIME OF DAY
1 -		26.258	1:11.513	60.80	7.603	15:00:06.788
2 -	38.987	26.031	1:05.018	66.88	1.108	15:01:11.806
3 -	39.327	25.956	1:05.283	66.61	1.373	15:02:17.089
4 -	38.576	25.633	1:04.209	67.72	0.299	15:03:21.298
5 -	38.828	26.140	1:04.968	66.93	1.058	15:04:26.266
6 -	38.397	25.513	1:03.910 (1)	68.04		15:05:30.176
7 -	38.541	25.474	1:04.015 (2)	67.93	0.105	15:06:34.191
8 -	39.054	25.047	1:04.101	67.83	0.191	15:07:38.292
9 -	39.680	25.333	1:05.013	66.88	1.103	15:08:43.305
10 -	38.117	25.919	1:04.036 (3)	67.90	0.126	15:09:47.341

P7 50 J		Fred McMULLAN		Kawasaki NINJA 300 - Orwell motorcycles Ipswich		
IDEAL LAP TIME : 1:03.835		BEST LAP TIME : 1:03.846		DIFFERENCE : 0.011		
LAP	SECTOR 1	SECTOR 2	LAP TIME	MPH	DIFF	TIME OF DAY
1 -		26.889	1:14.039	58.73	10.193	15:00:09.314
2 -	39.139	26.819	1:05.958	65.92	2.112	15:01:15.272
3 -	38.809	26.014	1:04.823	67.08	0.977	15:02:20.095
4 -	38.308	25.973	1:04.281 (3)	67.64	0.435	15:03:24.376
5 -	38.351	25.862	1:04.213 (2)	67.72	0.367	15:04:28.589
6 -	37.973	25.873	1:03.846 (1)	68.11		15:05:32.435
7 -	38.393	26.014	1:04.407	67.51	0.561	15:06:36.842
8 -	38.253	26.944	1:05.197	66.69	1.351	15:07:42.039
9 -	38.235	27.354	1:05.589	66.30	1.743	15:08:47.628
10 -	38.405	26.529	1:04.934	66.96	1.088	15:09:52.562

P8 31 J		Dylan MELLOR		Kawasaki NINJA 300 - Team Mellor Racing		
IDEAL LAP TIME : 1:03.900		BEST LAP TIME : 1:04.033		DIFFERENCE : 0.133		
LAP	SECTOR 1	SECTOR 2	LAP TIME	MPH	DIFF	TIME OF DAY
1 -		26.560	1:12.980	59.58	8.947	15:00:08.255
2 -	39.543	25.902	1:05.445	66.44	1.412	15:01:13.700
3 -	38.883	25.939	1:04.822	67.08	0.789	15:02:18.522
4 -	38.996	25.889	1:04.885	67.02	0.852	15:03:23.407
5 -	38.246	25.849	1:04.095 (2)	67.84	0.062	15:04:27.502
6 -	38.405	25.998	1:04.403 (3)	67.52	0.370	15:05:31.905
7 -	38.379	25.654	1:04.033 (1)	67.91		15:06:35.938
8 -	38.643	26.011	1:04.654	67.25	0.621	15:07:40.592
9 -	39.460	26.465	1:05.925	65.96	1.892	15:08:46.517
10 -	39.656	26.833	1:06.489	65.40	2.456	15:09:53.006

Weather / Track : Rain / Wet

Brands Hatch Indy
Circuit Length = 1.2079 miles
Start: 14:58 Flag 15:09 End: 15:11

BMCRC - MRO Championships 2021 - Rnd 6 @ Brands Hatch Indy

ACU Team Green Junior Cup & Senior 300

RACE 10 - SECTOR ANALYSIS



SECTOR 1 = FL to I1, SECTOR 2 = I1 to FL, DIFF = Difference To Personal Best Lap, P = Crossed Finish Line in Pit Lane, D = Time Disallowed

P9 65 S Konrad BREESE		Kawasaki NINJA 300 - STIHL Racing				
IDEAL LAP TIME : 1:04.282		BEST LAP TIME : 1:04.545		DIFFERENCE : 0.263		
LAP	SECTOR 1	SECTOR 2	LAP TIME	MPH	DIFF	TIME OF DAY
1 -		27.289	1:15.594	57.52	11.049	15:00:10.869
2 -	40.297	26.457	1:06.754	65.14	2.209	15:01:17.623
3 -	39.601	26.084	1:05.685	66.20	1.140	15:02:23.308
4 -	39.583	26.015	1:05.598	66.29	1.053	15:03:28.906
5 -	39.282	25.960	1:05.242	66.65	0.697	15:04:34.148
6 -	38.918	25.855	1:04.773 (3)	67.13	0.228	15:05:38.921
7 -	39.047	26.209	1:05.256	66.63	0.711	15:06:44.177
8 -	38.722	25.823	1:04.545 (1)	67.37		15:07:48.722
9 -	38.459	26.200	1:04.659 (2)	67.25	0.114	15:08:53.381
10 -	38.860	26.290	1:05.150	66.74	0.605	15:09:58.531

P10 45 J Jake MARSH		Kawasaki NINJA 300 - Zipped Up Racing				
IDEAL LAP TIME : 1:04.546		BEST LAP TIME : 1:04.546		DIFFERENCE : 0.000		
LAP	SECTOR 1	SECTOR 2	LAP TIME	MPH	DIFF	TIME OF DAY
1 -		27.105	1:17.043	56.44	12.497	15:00:12.318
2 -	40.298	26.424	1:06.722	65.17	2.176	15:01:19.040
3 -	38.917	25.629	1:04.546 (1)	67.37		15:02:23.586
4 -	39.693	25.825	1:05.518	66.37	0.972	15:03:29.104
5 -	39.287	26.242	1:05.529	66.36	0.983	15:04:34.633
6 -	39.509	26.247	1:05.756	66.13	1.210	15:05:40.389
7 -	39.390	26.319	1:05.709	66.17	1.163	15:06:46.098
8 -	39.402	25.867	1:05.269 (2)	66.62	0.723	15:07:51.367
9 -	39.174	26.466	1:05.640	66.24	1.094	15:08:57.007
10 -	39.250	26.130	1:05.380 (3)	66.51	0.834	15:10:02.387

P11 61 S Kathryn WALKER		Kawasaki NINJA 300 - Think Bike Gear & AutoSmart Preston				
IDEAL LAP TIME : 1:04.729		BEST LAP TIME : 1:04.927		DIFFERENCE : 0.198		
LAP	SECTOR 1	SECTOR 2	LAP TIME	MPH	DIFF	TIME OF DAY
1 -		27.303	1:16.056	57.17	11.129	15:00:11.331
2 -	41.570	26.867	1:08.437	63.54	3.510	15:01:19.768
3 -	40.448	25.874	1:06.322	65.56	1.395	15:02:26.090
4 -	40.092	26.560	1:06.652	65.24	1.725	15:03:32.742
5 -	39.048	25.961	1:05.009 (2)	66.89	0.082	15:04:37.751
6 -	39.314	25.787	1:05.101 (3)	66.79	0.174	15:05:42.852
7 -	39.963	25.692	1:05.655	66.23	0.728	15:06:48.507
8 -	39.246	25.681	1:04.927 (1)	66.97		15:07:53.434
9 -	39.284	26.086	1:05.370	66.52	0.443	15:08:58.804
10 -	39.877	26.078	1:05.955	65.93	1.028	15:10:04.759

P12 77 J Joe WHITE		Kawasaki NINJA 300 - Just In Graphics /MZ CONTRACTS/ Silve				
IDEAL LAP TIME : 1:04.981		BEST LAP TIME : 1:05.065		DIFFERENCE : 0.084		
LAP	SECTOR 1	SECTOR 2	LAP TIME	MPH	DIFF	TIME OF DAY
1 -		28.261	1:18.433	55.44	13.368	15:00:13.708
2 -	41.879	27.394	1:09.273	62.77	4.208	15:01:22.981
3 -	40.461	26.760	1:07.221	64.69	2.156	15:02:30.202
4 -	39.791	26.751	1:06.542	65.35	1.477	15:03:36.744
5 -	39.357	26.466	1:05.823	66.06	0.758	15:04:42.567
6 -	39.127	26.156	1:05.283 (2)	66.61	0.218	15:05:47.850
7 -	39.917	26.565	1:06.482	65.41	1.417	15:06:54.332
8 -	38.825	26.240	1:05.065 (1)	66.83		15:07:59.397
9 -	38.982	26.322	1:05.304 (3)	66.59	0.239	15:09:04.701
10 -	38.933	26.876	1:05.809	66.07	0.744	15:10:10.510

Weather / Track : Rain / Wet

Brands Hatch Indy
Circuit Length = 1.2079 miles
Start: 14:58 Flag 15:09 End: 15:11

BMCRC - MRO Championships 2021 - Rnd 6 @ Brands Hatch Indy

ACU Team Green Junior Cup & Senior 300

RACE 10 - SECTOR ANALYSIS



SECTOR 1 = FL to I1, SECTOR 2 = I1 to FL, DIFF = Difference To Personal Best Lap, P = Crossed Finish Line in Pit Lane, D = Time Disallowed

P13 70 S Justin WHITE		Kawasaki NINJA 300 - Just In Graphics				
IDEAL LAP TIME : 1:05.945		BEST LAP TIME : 1:05.967		DIFFERENCE : 0.022		
LAP	SECTOR 1	SECTOR 2	LAP TIME	MPH	DIFF	TIME OF DAY
1 -		27.423	1:15.561	57.55	9.594	15:00:10.836
2 -	41.059	27.035	1:08.094	63.86	2.127	15:01:18.930
3 -	39.572	26.548	1:06.120 (2)	65.76	0.153	15:02:25.050
4 -	40.806	27.040	1:07.846	64.09	1.879	15:03:32.896
5 -	40.456	26.900	1:07.356	64.56	1.389	15:04:40.252
6 -	40.299	26.913	1:07.212	64.69	1.245	15:05:47.464
7 -	40.237	26.919	1:07.156	64.75	1.189	15:06:54.620
8 -	39.594	26.373	1:05.967 (1)	65.92		15:08:00.587
9 -	40.140	26.554	1:06.694 (3)	65.20	0.727	15:09:07.281
10 -	39.962	27.151	1:07.113	64.79	1.146	15:10:14.394

P14 97 J Ben PLATT		Kawasaki NINJA 400 - adss ltd				
IDEAL LAP TIME : 1:07.858		BEST LAP TIME : 1:08.076		DIFFERENCE : 0.218		
LAP	SECTOR 1	SECTOR 2	LAP TIME	MPH	DIFF	TIME OF DAY
1 -		27.730	1:15.147	57.86	7.071	15:00:10.422
2 -	41.134	27.829	1:08.963	63.05	0.887	15:01:19.385
3 -	41.517	27.536	1:09.053	62.97	0.977	15:02:28.438
4 -	40.871	27.205	1:08.076 (1)	63.87		15:03:36.514
5 -	40.653	27.653	1:08.306 (3)	63.66	0.230	15:04:44.820
6 -	41.330	27.627	1:08.957	63.06	0.881	15:05:53.777
7 -	41.701	27.792	1:09.493	62.57	1.417	15:07:03.270
8 -	41.259	27.418	1:08.677	63.31	0.601	15:08:11.947
9 -	40.962	27.926	1:08.888	63.12	0.812	15:09:20.835
10 -	41.042	27.241	1:08.283 (2)	63.68	0.207	15:10:29.118

P15 66 S Mark SMITH		Kawasaki NINJA 300 - MHP EXHAUST'S				
IDEAL LAP TIME : 1:07.014		BEST LAP TIME : 1:07.045		DIFFERENCE : 0.031		
LAP	SECTOR 1	SECTOR 2	LAP TIME	MPH	DIFF	TIME OF DAY
1 -		28.357	1:18.213	55.59	11.168	15:00:13.488
2 -	42.525	27.519	1:10.044	62.08	2.999	15:01:23.532
3 -	41.838	27.637	1:09.475	62.59	2.430	15:02:33.007
4 -	42.298	27.581	1:09.879	62.23	2.834	15:03:42.886
5 -	42.184	27.507	1:09.691	62.39	2.646	15:04:52.577
6 -	40.885	26.855	1:07.740	64.19	0.695	15:06:00.317
7 -	40.590	27.046	1:07.636	64.29	0.591	15:07:07.953
8 -	40.279	26.811	1:07.090 (2)	64.81	0.045	15:08:15.043
9 -	40.222	26.823	1:07.045 (1)	64.86		15:09:22.088
10 -	40.832	26.792	1:07.624 (3)	64.30	0.579	15:10:29.712

P16 81 J Keo WALKER		Kawasaki NINJA 300 - Martin Wight Electrical				
IDEAL LAP TIME : 1:07.253		BEST LAP TIME : 1:07.253		DIFFERENCE : 0.000		
LAP	SECTOR 1	SECTOR 2	LAP TIME	MPH	DIFF	TIME OF DAY
1 -		28.246	1:17.827	55.87	10.574	15:00:13.102
2 -	42.005	27.487	1:09.492	62.57	2.239	15:01:22.594
3 -	42.412	27.687	1:10.099	62.03	2.846	15:02:32.693
4 -	42.331	27.749	1:10.080	62.05	2.827	15:03:42.773
5 -	42.760	27.596	1:10.356	61.80	3.103	15:04:53.129
6 -	41.306	26.954	1:08.260	63.70	1.007	15:06:01.389
7 -	42.270	26.832	1:09.102	62.93	1.849	15:07:10.491
8 -	40.737	26.516	1:07.253 (1)	64.66		15:08:17.744
9 -	40.802	26.836	1:07.638 (2)	64.29	0.385	15:09:25.382
10 -	40.754	27.142	1:07.896 (3)	64.04	0.643	15:10:33.278

Weather / Track : Rain / Wet

Brands Hatch Indy
Circuit Length = 1.2079 miles
Start: 14:58 Flag 15:09 End: 15:11

BMCRC - MRO Championships 2021 - Rnd 6 @ Brands Hatch Indy

ACU Team Green Junior Cup & Senior 300

RACE 10 - SECTOR ANALYSIS



SECTOR 1 = FL to I1, SECTOR 2 = I1 to FL, DIFF = Difference To Personal Best Lap, P = Crossed Finish Line in Pit Lane, D = Time Disallowed

P17 58 J		Matthew WOOD		Kawasaki NINJA 300 -			
IDEAL LAP TIME : 1:07.082		BEST LAP TIME : 1:07.082		DIFFERENCE : 0.000			
LAP	SECTOR 1	SECTOR 2	LAP TIME	MPH	DIFF	TIME OF DAY	
1 -		28.764	1:19.783	54.50	12.701	15:00:15.058	
2 -	43.051	27.711	1:10.762	61.45	3.680	15:01:25.820	
3 -	41.601	27.641	1:09.242	62.80	2.160	15:02:35.062	
4 -	41.679	26.812	1:08.491	63.49	1.409	15:03:43.553	
5 -	42.431	27.717	1:10.148	61.99	3.066	15:04:53.701	
6 -	41.388	26.861	1:08.249	63.71	1.167	15:06:01.950	
7 -	40.649	26.788	1:07.437 (2)	64.48	0.355	15:07:09.387	
8 -	40.389	26.693	1:07.082 (1)	64.82		15:08:16.469	
9 -	41.007	26.768	1:07.775 (3)	64.16	0.693	15:09:24.244	
10 -	41.767	27.593	1:09.360	62.69	2.278	15:10:33.604	

P18 26 S		Nicholas BETTRIDGE		Kawasaki NINJA 300 - Weald builders			
IDEAL LAP TIME : 1:07.860		BEST LAP TIME : 1:07.860		DIFFERENCE : 0.000			
LAP	SECTOR 1	SECTOR 2	LAP TIME	MPH	DIFF	TIME OF DAY	
1 -		28.961	1:20.190	54.22	12.330	15:00:15.465	
2 -	43.347	27.915	1:11.262	61.02	3.402	15:01:26.727	
3 -	42.901	27.692	1:10.593	61.60	2.733	15:02:37.320	
4 -	42.457	27.537	1:09.994	62.12	2.134	15:03:47.314	
5 -	41.969	27.167	1:09.136	62.89	1.276	15:04:56.450	
6 -	41.563	27.103	1:08.666	63.32	0.806	15:06:05.116	
7 -	41.623	27.171	1:08.794	63.21	0.934	15:07:13.910	
8 -	41.246	27.119	1:08.365 (3)	63.60	0.505	15:08:22.275	
9 -	41.208	26.938	1:08.146 (2)	63.81	0.286	15:09:30.421	
10 -	40.992	26.868	1:07.860 (1)	64.08		15:10:38.281	

P19 18 J		George HIGGINS		Kawasaki NINJA 400 - Aztec Racing			
IDEAL LAP TIME : 1:07.292		BEST LAP TIME : 1:07.480		DIFFERENCE : 0.188			
LAP	SECTOR 1	SECTOR 2	LAP TIME	MPH	DIFF	TIME OF DAY	
1 -		29.618	1:22.474	52.72	14.994	15:00:17.749	
2 -	42.781	28.319	1:11.100	61.16	3.620	15:01:28.849	
3 -	42.901	28.433	1:11.334	60.96	3.854	15:02:40.183	
4 -	42.143	28.029	1:10.172	61.97	2.692	15:03:50.355	
5 -	42.169	27.504	1:09.673	62.41	2.193	15:05:00.028	
6 -	41.849	27.323	1:09.172	62.86	1.692	15:06:09.200	
7 -	41.339	27.441	1:08.780	63.22	1.300	15:07:17.980	
8 -	40.888	26.824	1:07.712 (2)	64.22	0.232	15:08:25.692	
9 -	40.468	27.012	1:07.480 (1)	64.44		15:09:33.172	
10 -	40.880	27.035	1:07.915 (3)	64.03	0.435	15:10:41.087	

P20 48 S		Kevin SABBARTON		Kawasaki NINJA 300 -			
IDEAL LAP TIME : 1:07.950		BEST LAP TIME : 1:07.950		DIFFERENCE : 0.000			
LAP	SECTOR 1	SECTOR 2	LAP TIME	MPH	DIFF	TIME OF DAY	
1 -		28.672	1:21.236	53.53	13.286	15:00:16.511	
2 -	43.457	28.150	1:11.607	60.72	3.657	15:01:28.118	
3 -	43.287	28.448	1:11.735	60.62	3.785	15:02:39.853	
4 -	42.349	28.193	1:10.542	61.64	2.592	15:03:50.395	
5 -	41.929	27.596	1:09.525	62.54	1.575	15:04:59.920	
6 -	41.760	27.257	1:09.017	63.00	1.067	15:06:08.937	
7 -	41.356	27.297	1:08.653 (3)	63.34	0.703	15:07:17.590	
8 -	41.183	27.965	1:09.148	62.88	1.198	15:08:26.738	
9 -	41.284	27.366	1:08.650 (2)	63.34	0.700	15:09:35.388	
10 -	40.860	27.090	1:07.950 (1)	63.99		15:10:43.338	

Weather / Track : Rain / Wet

Brands Hatch Indy
Circuit Length = 1.2079 miles
Start: 14:58 Flag 15:09 End: 15:11

BMCRC - MRO Championships 2021 - Rnd 6 @ Brands Hatch Indy

ACU Team Green Junior Cup & Senior 300

RACE 10 - SECTOR ANALYSIS



SECTOR 1 = FL to I1, SECTOR 2 = I1 to FL, DIFF = Difference To Personal Best Lap, P = Crossed Finish Line in Pit Lane, D = Time Disallowed

P21 32 S		Paul ROBSON		Kawasaki NINJA 300 - RBProperty services & Environment Ligh			
IDEAL LAP TIME : 1:08.908		BEST LAP TIME : 1:09.246		DIFFERENCE : 0.338			
LAP	SECTOR 1	SECTOR 2	LAP TIME	MPH	DIFF	TIME OF DAY	
1 -		30.367	1:25.398	50.92	16.152	15:00:20.673	
2 -	43.273	29.317	1:12.590	59.90	3.344	15:01:33.263	
3 -	42.300	28.330	1:10.630	61.56	1.384	15:02:43.893	
4 -	41.526	27.994	1:09.520	62.55	0.274	15:03:53.413	
5 -	41.460	28.170	1:09.630	62.45	0.384	15:05:03.043	
6 -	41.897	27.524	1:09.421 (3)	62.64	0.175	15:06:12.464	
7 -	41.517	27.739	1:09.256 (2)	62.79	0.010	15:07:21.720	
8 -	41.384	27.862	1:09.246 (1)	62.79		15:08:30.966	
9 -	41.615	27.866	1:09.481	62.58	0.235	15:09:40.447	
10 -	42.145	29.070	1:11.215	61.06	1.969	15:10:51.662	

P22 87 J		James CLEARY		Kawasaki NINJA 300 - Mum and Dad			
IDEAL LAP TIME : 1:10.042		BEST LAP TIME : 1:10.361		DIFFERENCE : 0.319			
LAP	SECTOR 1	SECTOR 2	LAP TIME	MPH	DIFF	TIME OF DAY	
1 -		30.923	1:25.030	51.14	14.669	15:00:20.305	
2 -	43.813	29.710	1:13.523	59.14	3.162	15:01:33.828	
3 -	43.619	28.448	1:12.067	60.34	1.706	15:02:45.895	
4 -	42.307	28.676	1:10.983 (2)	61.26	0.622	15:03:56.878	
5 -	42.138	29.008	1:11.146 (3)	61.12	0.785	15:05:08.024	
6 -	43.203	28.129	1:11.332	60.96	0.971	15:06:19.356	
7 -	41.913	28.448	1:10.361 (1)	61.80		15:07:29.717	
8 -	42.754	28.593	1:11.347	60.95	0.986	15:08:41.064	
9 -	43.301	28.926	1:12.227	60.20	1.866	15:09:53.291	

P23 54 S		Ben SCOTT		Kawasaki NINJA 250 - GI Landscapes (UK) Ltd			
IDEAL LAP TIME : 1:10.697		BEST LAP TIME : 1:10.943		DIFFERENCE : 0.246			
LAP	SECTOR 1	SECTOR 2	LAP TIME	MPH	DIFF	TIME OF DAY	
1 -		30.329	1:25.813	50.67	14.870	15:00:21.088	
2 -	44.336	29.583	1:13.919	58.82	2.976	15:01:35.007	
3 -	44.211	28.615	1:12.826	59.71	1.883	15:02:47.833	
4 -	43.617	28.573	1:12.190	60.23	1.247	15:04:00.023	
5 -	42.881	28.197	1:11.078 (2)	61.18	0.135	15:05:11.101	
6 -	43.923	27.979	1:11.902	60.47	0.959	15:06:23.003	
7 -	42.862	28.416	1:11.278	61.00	0.335	15:07:34.281	
8 -	43.286	27.952	1:11.238 (3)	61.04	0.295	15:08:45.519	
9 -	42.745	28.198	1:10.943 (1)	61.29		15:09:56.462	

P24 83 S		Simon CHAPPELL		Kawasaki NINJA 300 -			
IDEAL LAP TIME : 1:10.997		BEST LAP TIME : 1:10.997		DIFFERENCE : 0.000			
LAP	SECTOR 1	SECTOR 2	LAP TIME	MPH	DIFF	TIME OF DAY	
1 -		29.886	1:25.258	51.00	14.261	15:00:20.533	
2 -	44.738	29.238	1:13.976	58.78	2.979	15:01:34.509	
3 -	43.652	28.207	1:11.859 (3)	60.51	0.862	15:02:46.368	
4 -	43.267	27.730	1:10.997 (1)	61.25		15:03:57.365	
5 -	44.352	28.625	1:12.977	59.58	1.980	15:05:10.342	
6 -	44.779	28.260	1:13.039	59.53	2.042	15:06:23.381	
7 -	43.863	28.343	1:12.206	60.22	1.209	15:07:35.587	
8 -	44.155	28.163	1:12.318	60.13	1.321	15:08:47.905	
9 -	43.382	27.982	1:11.364 (2)	60.93	0.367	15:09:59.269	

Weather / Track : Rain / Wet

Brands Hatch Indy
Circuit Length = 1.2079 miles
Start: 14:58 Flag 15:09 End: 15:11

BMCRC - MRO Championships 2021 - Rnd 6 @ Brands Hatch Indy

ACU Team Green Junior Cup & Senior 300

RACE 10 - SECTOR ANALYSIS



SECTOR 1 = FL to I1, SECTOR 2 = I1 to FL, DIFF = Difference To Personal Best Lap, P = Crossed Finish Line in Pit Lane, D = Time Disallowed

P25		311 12s		Nathan-Ellis WARD		Kawasaki NINJA 300 - Zipped up racing	
IDEAL LAP TIME : 1:11.441		BEST LAP TIME : 1:11.441		DIFFERENCE : 0.000			
LAP	SECTOR 1	SECTOR 2	LAP TIME	MPH	DIFF	TIME OF DAY	
1 -		30.327	1:24.017	51.75	12.576	15:00:19.292	
2 -	44.376	29.551	1:13.927	58.82	2.486	15:01:33.219	
3 -	44.584	29.049	1:13.633	59.05	2.192	15:02:46.852	
4 -	44.252	29.066	1:13.318	59.31	1.877	15:04:00.170	
5 -	43.677	28.899	1:12.576	59.91	1.135	15:05:12.746	
6 -	43.768	28.795	1:12.563	59.92	1.122	15:06:25.309	
7 -	42.940	29.131	1:12.071 (2)	60.33	0.630	15:07:37.380	
8 -	43.422	28.928	1:12.350 (3)	60.10	0.909	15:08:49.730	
9 -	42.777	28.664	1:11.441 (1)	60.86		15:10:01.171	

P26		57 S		Richard BUCKHAM		Kawasaki NINJA 300 -	
IDEAL LAP TIME : 1:12.127		BEST LAP TIME : 1:12.479		DIFFERENCE : 0.352			
LAP	SECTOR 1	SECTOR 2	LAP TIME	MPH	DIFF	TIME OF DAY	
1 -		30.362	1:25.013	51.15	12.534	15:00:20.288	
2 -	44.598	29.749	1:14.347	58.49	1.868	15:01:34.635	
3 -	45.397	28.966	1:14.363	58.47	1.884	15:02:48.998	
4 -	44.352	29.155	1:13.507	59.15	1.028	15:04:02.505	
5 -	44.422	29.191	1:13.613	59.07	1.134	15:05:16.118	
6 -	44.120	29.035	1:13.155 (3)	59.44	0.676	15:06:29.273	
7 -	44.702	29.233	1:13.935	58.81	1.456	15:07:43.208	
8 -	43.474	29.111	1:12.585 (2)	59.91	0.106	15:08:55.793	
9 -	43.826	28.653	1:12.479 (1)	59.99		15:10:08.272	

P27		0 S		Robert MILES		Kawasaki NINJA 400 - the bike shop long eaton	
IDEAL LAP TIME : 1:11.397		BEST LAP TIME : 1:11.682		DIFFERENCE : 0.285			
LAP	SECTOR 1	SECTOR 2	LAP TIME	MPH	DIFF	TIME OF DAY	
1 -		31.020	1:28.979	48.87	17.297	15:00:24.254	
2 -	47.019	29.756	1:16.775	56.64	5.093	15:01:41.029	
3 -	45.623	29.130	1:14.753	58.17	3.071	15:02:55.782	
4 -	44.376	28.734	1:13.110	59.48	1.428	15:04:08.892	
5 -	43.770	28.484	1:12.254 (2)	60.18	0.572	15:05:21.146	
6 -	43.957	28.299	1:12.256 (3)	60.18	0.574	15:06:33.402	
7 -	45.542	28.075	1:13.617	59.07	1.935	15:07:47.019	
8 -	43.322	28.360	1:11.682 (1)	60.66		15:08:58.701	
9 -	43.994	28.904	1:12.898	59.65	1.216	15:10:11.599	

Weather / Track : Rain / Wet

Brands Hatch Indy
Circuit Length = 1.2079 miles
Start: 14:58 Flag 15:09 End: 15:11

BMCRC - MRO Championships 2021 - Rnd 6 @ Brands Hatch Indy

ACU Team Green Junior Cup & Senior 300

RACE 10 - BEST SECTORS

SECTOR 1			SECTOR 2			IDEAL / BEST COMPARISON						
POS	NO	NAME	TIME	NO	NAME	TIME	POS	NO	NAME	IDEAL	BEST	DIFF
									PERFECT LAP	1:02.001		
1	19	O'MARA	37.437	60	DOCHERTY	24.564	1	60	DOCHERTY	1:02.732	1:02.732	0.000
2	8	ATKINSON	37.607	777	HARDY	24.996	2	19	O'MARA	1:02.747	1:02.877	0.130
3	196	KIRSCH	37.850	69	HUSKINSON	25.047	3	777	HARDY	1:02.864	1:02.988	0.124
4	777	HARDY	37.868	196	KIRSCH	25.080	4	196	KIRSCH	1:02.930	1:02.930	0.000
5	50	McMULLAN	37.973	19	O'MARA	25.310	5	69	HUSKINSON	1:03.164	1:03.910	0.746
6	69	HUSKINSON	38.117	8	ATKINSON	25.594	6	8	ATKINSON	1:03.201	1:03.492	0.291
7	60	DOCHERTY	38.168	45	MARSH	25.629	7	50	McMULLAN	1:03.835	1:03.846	0.011
8	31	MELLOR	38.246	31	MELLOR	25.654	8	31	MELLOR	1:03.900	1:04.033	0.133
9	65	BREESE	38.459	61	WALKER	25.681	9	65	BREESE	1:04.282	1:04.545	0.263
10	77	WHITE	38.825	65	BREESE	25.823	10	45	MARSH	1:04.546	1:04.546	0.000
11	45	MARSH	38.917	50	McMULLAN	25.862	11	61	WALKER	1:04.729	1:04.927	0.198
12	61	WALKER	39.048	77	WHITE	26.156	12	77	WHITE	1:04.981	1:05.065	0.084
13	70	WHITE	39.572	70	WHITE	26.373	13	70	WHITE	1:05.945	1:05.967	0.022
14	66	SMITH	40.222	81	WALKER	26.516	14	66	SMITH	1:07.014	1:07.045	0.031
15	58	WOOD	40.389	58	WOOD	26.693	15	58	WOOD	1:07.082	1:07.082	0.000
16	18	HIGGINS	40.468	66	SMITH	26.792	16	81	WALKER	1:07.253	1:07.253	0.000
17	97	PLATT	40.653	18	HIGGINS	26.824	17	18	HIGGINS	1:07.292	1:07.480	0.188
18	81	WALKER	40.737	26	BETTRIDGE	26.868	18	97	PLATT	1:07.858	1:08.076	0.218
19	48	SABBARTON	40.860	48	SABBARTON	27.090	19	26	BETTRIDGE	1:07.860	1:07.860	0.000
20	26	BETTRIDGE	40.992	97	PLATT	27.205	20	48	SABBARTON	1:07.950	1:07.950	0.000
21	32	ROBSON	41.384	32	ROBSON	27.524	21	32	ROBSON	1:08.908	1:09.246	0.338
22	87	CLEARY	41.913	83	CHAPPELL	27.730	22	87	CLEARY	1:10.042	1:10.361	0.319
23	54	SCOTT	42.745	54	SCOTT	27.952	23	54	SCOTT	1:10.697	1:10.943	0.246
24	311	WARD	42.777	0	MILES	28.075	24	83	CHAPPELL	1:10.997	1:10.997	0.000
25	83	CHAPPELL	43.267	87	CLEARY	28.129	25	0	MILES	1:11.397	1:11.682	0.285
26	0	MILES	43.322	57	BUCKHAM	28.653	26	311	WARD	1:11.441	1:11.441	0.000
27	57	BUCKHAM	43.474	311	WARD	28.664	27	57	BUCKHAM	1:12.127	1:12.479	0.352

Weather / Track : Rain / Wet

Results can be found at www.tsl-timing.com

Brands Hatch Indy
 Circuit Length = 1.2079 miles
 Start: 14:58 Flag 15:09 End: 15:11

Printed - 15:12 Saturday, 02 October 2021

BMCRC - MRO Championships 2021 - Rnd 6 @ Brands Hatch Indy

ACU Team Green Junior Cup & Senior 300

RACE 10 - STATISTICS

Competitors Started	27
Planned Start	2021-10-02 @ 15:05:00.000
Actual Start	2021-10-02 @ 14:58:55.274
Finish Time	2021-10-02 @ 15:09:43.925
Track Length	1.2079mi.
Total Laps	264
Total Distance Covered	318.8976mi.

Session Fastest Lap History

NO	CL	NAME	LAP TIME	TIME OF DAY	LAP	VEHICLE
8	S	Phil ATKINSON	1:05.157	15:01:11.800	2	Kawasaki NINJA 300
69	S	Danny HUSKINSON	1:05.018	15:01:11.806	2	Kawasaki NINJA 300
60	J	Lennon DOCHERTY	1:04.837	15:02:17.723	3	Kawasaki NINJA 300
19	J	James O'MARA	1:04.794	15:02:18.056	3	Kawasaki NINJA 300
777	J	Maximus HARDY	1:04.443	15:02:20.571	3	Kawasaki NINJA 400
69	S	Danny HUSKINSON	1:04.209	15:03:21.314	4	Kawasaki NINJA 300
196	J	Jack KIRSCH	1:04.058	15:03:21.568	4	Kawasaki NINJA 300
8	S	Phil ATKINSON	1:03.629	15:05:29.707	6	Kawasaki NINJA 300
196	J	Jack KIRSCH	1:03.597	15:05:29.861	6	Kawasaki NINJA 300
777	J	Maximus HARDY	1:03.399	15:05:32.383	6	Kawasaki NINJA 400
19	J	James O'MARA	1:03.382	15:06:34.038	7	Kawasaki NINJA 300
777	J	Maximus HARDY	1:03.268	15:07:39.479	8	Kawasaki NINJA 400
19	J	James O'MARA	1:03.021	15:08:41.062	9	Kawasaki NINJA 300
777	J	Maximus HARDY	1:02.988	15:08:42.467	9	Kawasaki NINJA 400
19	J	James O'MARA	1:02.877	15:09:43.934	10	Kawasaki NINJA 300
60	J	Lennon DOCHERTY	1:02.732	15:09:45.470	10	Kawasaki NINJA 300

Session Leader History

NO	CL	NAME	FROM LAP	LAPS LED	DISTANCE	VEHICLE
8	S	Phil ATKINSON	1	3	3.62 miles	Kawasaki NINJA 300
69	S	Danny HUSKINSON	4	1	1.20 miles	Kawasaki NINJA 300
8	S	Phil ATKINSON	5	4	4.83 miles	Kawasaki NINJA 300
19	J	James O'MARA	9	2	2.41 miles	Kawasaki NINJA 300

Flag History

TYPE	TIME OF DAY
GREEN	14:58:55.274
FINISH	15:09:43.925

Flag Statistics

TYPE	COUNT	TOTAL LAPS	TOTAL TIME
Green	1	10	12:07.180
Red	0	0	0.000
Safety Car	0	0	0.000
FCY	0	0	0.000

Weather / Track : Rain / Wet

BMCRC - MRO Championships 2021 - Rnd 6 @ Brands Hatch Indy

ACU Team Green Junior Cup & Senior 300

RACE 10 - STATISTICS

CLASS : J

13 Starters

Fastest Lap History

NO	NAME	LAP TIME	TIME OF DAY	LAP	VEHICLE
196	Jack KIRSCH	1:05.351	15:01:12.486	2	Kawasaki NINJA 300
60	Lennon DOCHERTY	1:05.273	15:01:12.885	2	Kawasaki NINJA 300
19	James O'MARA	1:05.207	15:01:13.265	2	Kawasaki NINJA 300
196	Jack KIRSCH	1:05.025	15:02:17.511	3	Kawasaki NINJA 300
60	Lennon DOCHERTY	1:04.837	15:02:17.723	3	Kawasaki NINJA 300
19	James O'MARA	1:04.794	15:02:18.056	3	Kawasaki NINJA 300
777	Maximus HARDY	1:04.443	15:02:20.571	3	Kawasaki NINJA 400
196	Jack KIRSCH	1:04.058	15:03:21.568	4	Kawasaki NINJA 300
196	Jack KIRSCH	1:03.597	15:05:29.861	6	Kawasaki NINJA 300
777	Maximus HARDY	1:03.399	15:05:32.383	6	Kawasaki NINJA 400
19	James O'MARA	1:03.382	15:06:34.038	7	Kawasaki NINJA 300
777	Maximus HARDY	1:03.268	15:07:39.479	8	Kawasaki NINJA 400
19	James O'MARA	1:03.021	15:08:41.062	9	Kawasaki NINJA 300
777	Maximus HARDY	1:02.988	15:08:42.467	9	Kawasaki NINJA 400
19	James O'MARA	1:02.877	15:09:43.934	10	Kawasaki NINJA 300
60	Lennon DOCHERTY	1:02.732	15:09:45.470	10	Kawasaki NINJA 300

Leader History

NO	NAME	FROM LAP	LAPS LED	DISTANCE	VEHICLE
196	Jack KIRSCH	1	8	9.66 miles	Kawasaki NINJA 300
19	James O'MARA	9	2	2.41 miles	Kawasaki NINJA 300

Weather / Track : Rain / Wet

Results can be found at www.tsl-timing.com

Page 2 of 4

Brands Hatch Indy
Circuit Length = 1.2079 miles
Start: 14:58 Flag 15:09 End: 15:11

Printed - 15:12 Saturday, 02 October 2021

BMCRC - MRO Championships 2021 - Rnd 6 @ Brands Hatch Indy

ACU Team Green Junior Cup & Senior 300

RACE 10 - STATISTICS

CLASS : S

13 Starters

Fastest Lap History

NO	NAME	LAP TIME	TIME OF DAY	LAP	VEHICLE
8	Phil ATKINSON	1:05.157	15:01:11.800	2	Kawasaki NINJA 300
69	Danny HUSKINSON	1:05.018	15:01:11.806	2	Kawasaki NINJA 300
69	Danny HUSKINSON	1:04.209	15:03:21.314	4	Kawasaki NINJA 300
8	Phil ATKINSON	1:03.629	15:05:29.707	6	Kawasaki NINJA 300
8	Phil ATKINSON	1:03.570	15:06:33.278	7	Kawasaki NINJA 300
8	Phil ATKINSON	1:03.492	15:09:45.146	10	Kawasaki NINJA 300

Leader History

NO	NAME	FROM LAP	LAPS LED	DISTANCE	VEHICLE
8	Phil ATKINSON	1	3	3.62 miles	Kawasaki NINJA 300
69	Danny HUSKINSON	4	1	1.20 miles	Kawasaki NINJA 300
8	Phil ATKINSON	5	6	7.24 miles	Kawasaki NINJA 300

BMCRC - MRO Championships 2021 - Rnd 6 @ Brands Hatch Indy

ACU Team Green Junior Cup & Senior 300

RACE 10 - STATISTICS

CLASS : 12s

1 Starters

Fastest Lap History

NO	NAME	LAP TIME	TIME OF DAY	LAP	VEHICLE
311	Nathan-Ellis WARD	1:13.927	15:01:33.233	2	Kawasaki NINJA 300
311	Nathan-Ellis WARD	1:13.633	15:02:46.865	3	Kawasaki NINJA 300
311	Nathan-Ellis WARD	1:13.318	15:04:00.183	4	Kawasaki NINJA 300
311	Nathan-Ellis WARD	1:12.576	15:05:12.760	5	Kawasaki NINJA 300
311	Nathan-Ellis WARD	1:12.563	15:06:25.323	6	Kawasaki NINJA 300
311	Nathan-Ellis WARD	1:12.071	15:07:37.341	7	Kawasaki NINJA 300
311	Nathan-Ellis WARD	1:11.441	15:10:01.185	9	Kawasaki NINJA 300

Leader History

NO	NAME	FROM LAP	LAPS LED	DISTANCE	VEHICLE
311	Nathan-Ellis WARD	1	9	10.87 miles	Kawasaki NINJA 300

BMCRC - MRO Championships 2021 - Rnd 6 @ Brands Hatch Indy



ACU Team Green Junior Cup & Senior 300

RACE 10 - GRID (12 Laps)

Kawasaki

ROW 10	29	88	David COURT	28	22	Greg STUBBERFIELD			
ROW 9	27	57	Richard BUCKHAM 1:12.479	26	0	Robert MILES 1:11.682	25	311	Nathan-Ellis WARD 1:11.441
ROW 8	24	83	Simon CHAPPELL 1:10.997	23	54	Ben SCOTT 1:10.943	22	87	James CLEARY 1:10.361
ROW 7	21	32	Paul ROBSON 1:09.246	20	97	Ben PLATT 1:08.076	19	48	Kevin SABBARTON 1:07.950
ROW 6	18	26	Nicholas BETTRIDGE 1:07.860	17	18	George HIGGINS 1:07.480	16	81	Keo WALKER 1:07.253
ROW 5	15	58	Matthew WOOD 1:07.082	14	66	Mark SMITH 1:07.045	13	70	Justin WHITE 1:05.967
ROW 4	12	77	Joe WHITE 1:05.065	11	61	Kathryn WALKER 1:04.927	10	45	Jake MARSH 1:04.546
ROW 3	9	65	Konrad BREESE 1:04.545	8	31	Dylan MELLOR 1:04.033	7	69	Danny HUSKINSON 1:03.910
ROW 2	6	50	Fred McMULLAN 1:03.846	5	8	Phil ATKINSON 1:03.492	4	777	Maximus HARDY 1:02.988
ROW 1	3	196	Jack KIRSCH 1:02.930	2	19	James O'MARA 1:02.877	1	60	Lennon DOCHERTY 1:02.732
Pole									

Brands Hatch Indy

Circuit Length = 1.2079 miles

These results are provisional until the conclusion of any judicial and technical matters.

Clerk Of Course :	Stewards :	Timekeeper : Alan Povey
-------------------	------------	-------------------------

Results can be found at www.tsl-timing.com

Printed - 15:13 Saturday, 02 October 2021



BMCRC - MRO Championships 2021 - Rnd 6 @ Brands Hatch Indy



ACU Team Green Junior Cup & Senior 300

RACE 10 - CLASSIFICATION

Kawasaki

POS	NO	CL	PIC NAME	ENTRY	LAPS	TIME	GAP	DIFF	MPH	BEST	ON
1	31	J	1 Dylan MELLOR	Kawasaki NINJA 300 - Team Mellor Racing	12	11:28.800			75.75	56.034	10
2	60	J	2 Lennon DOCHERTY	Kawasaki NINJA 300 - Doc Fit Training	12	11:30.922	2.122	2.122	75.52	56.162	11
3	19	J	3 James O'MARA	Kawasaki NINJA 300 - BRP Machining Ltd	12	11:31.030	2.230	0.108	75.51	56.038	10
4	8	S	1 Phil ATKINSON	Kawasaki NINJA 300 - Rose mot centre	12	11:31.647	2.847	0.617	75.44	55.933	11
5	196	J	4 Jack KIRSCH	Kawasaki NINJA 300 - Dad	12	11:31.675	2.875	0.028	75.44	56.353	10
6	50	J	5 Fred McMULLAN	Kawasaki NINJA 300 - Orwell motorcycles Ipswich	12	11:32.631	3.831	0.956	75.34	56.348	8
7	65	S	2 Konrad BREESE	Kawasaki NINJA 300 - STIHL Racing	12	11:32.837	4.037	0.206	75.31	56.572	11
8	81	J	6 Keo WALKER	Kawasaki NINJA 300 - Martin Wight Electrical	12	11:32.968	4.168	0.131	75.30	56.548	9
9	97	J	7 Ben PLATT	Kawasaki NINJA 400 - adss ltd	12	11:40.568	11.768	7.600	74.48	57.079	8
10	77	J	8 Joe WHITE	Kawasaki NINJA 300 - Just In Graphics /MZ CONT	12	11:40.788	11.988	0.220	74.46	57.065	9
11	61	S	3 Kathryn WALKER	Kawasaki NINJA 300 - Think Bike Gear & AutoSmar	12	11:41.018	12.218	0.230	74.43	56.911	6
12	66	S	4 Mark SMITH	Kawasaki NINJA 300 - MHP EXHAUST S	12	11:59.753	30.953	18.735	72.50	58.870	10
13	45	J	9 Jake MARSH	Kawasaki NINJA 300 - Zipped Up Racing	12	12:00.078	31.278	0.325	72.46	58.818	11
14	70	S	5 Justin WHITE	Kawasaki NINJA 300 - Just In Graphics	12	12:00.350	31.550	0.272	72.44	58.708	12
15	48	S	6 Kevin SABBARTON	Kawasaki NINJA 300 -	12	12:02.278	33.478	1.928	72.24	58.484	12
16	26	S	7 Nicholas BETTRIDGE	Kawasaki NINJA 300 - Weald builders	12	12:02.713	33.913	0.435	72.20	58.218	12
17	777	J	10 Maximus HARDY	Kawasaki NINJA 400 - DAD	12	12:05.257	36.457	2.544	71.95	57.224	12
18	87	J	11 James CLEARY	Kawasaki NINJA 300 - Mum and Dad	12	12:17.468	48.668	12.211	70.75	59.897	9
19	58	J	12 Matthew WOOD	Kawasaki NINJA 300 -	11	11:32.019	1 Lap	1 Lap	69.12	1:00.937	3
20	88	S	8 David COURT	Kawasaki NINJA 300 -	11	11:32.603	1 Lap	0.584	69.06	1:00.907	4
21	54	S	9 Ben SCOTT	Kawasaki NINJA 250 - GI Landscapes (UK) Ltd	11	11:32.884	1 Lap	0.281	69.03	1:00.696	9
22	32	S	10 Paul ROBSON	Kawasaki NINJA 300 - RBProperty services & Envir	11	11:34.742	1 Lap	1.858	68.85	1:01.299	9
23	311	12s	1 Nathan-Ellis WARD	Kawasaki NINJA 300 - Zipped up racing	11	11:35.712	1 Lap	0.970	68.75	1:01.495	6
24	83	S	11 Simon CHAPPELL	Kawasaki NINJA 300 -	11	11:53.979	1 Lap	18.267	66.99	1:03.353	10
25	0	S	12 Robert MILES	Kawasaki NINJA 400 - the bike shop long eaton	11	12:23.139	1 Lap	29.160	64.36	1:05.169	10

NOT CLASSIFIED

DNF	18	J	George HIGGINS	Kawasaki NINJA 400 - Aztec Racing	5	5:31.623	7 Laps	6 Laps	65.56	1:03.286	4
DNF	69	S	Danny HUSKINSON	Kawasaki NINJA 300 - art of racing	1	1:06.767	11 Laps	4 Laps	65.13		

FASTEST LAP

	8	S	Phil ATKINSON	Kawasaki NINJA 300 - Rose mot centre	11	55.933			77.74 mph	125.12 kph	
	31	J	Dylan MELLOR	Kawasaki NINJA 300 - Team Mellor Racing	10	56.034			77.60 mph	124.89 kph	
	311	12s	Nathan-Ellis WARD	Kawasaki NINJA 300 - Zipped up racing	6	1:01.495			70.71 mph	113.80 kph	

Class J - 92.5% of Race Speed = 70.06 mph

Class S - 92.5% of Race Speed = 69.78 mph

Class 12s - 92.5% of Race Speed = 63.59 mph

Brands Hatch Indy: 1.2079 miles
Race Distance: 12 Laps / 14.49 miles
Start: 13:50 Flag 14:02 End: 14:03

Weather / Track : Bright / Dry

These results are provisional until the conclusion of any judicial and technical matters.

Clerk Of Course :	Stewards :	Timekeeper : Alan Povey
-------------------	------------	-------------------------

Results can be found at www.tsl-timing.com

Printed - 14:03 Sunday, 03 October 2021



BMCRC - MRO Championships 2021 - Rnd 6 @ Brands Hatch Indy

ACU Team Green Junior Cup & Senior 300

RACE 10 - LAP CHART

LAP 1 @ 13:52:02.930			LAP 2 @ 13:53:00.855			LAP 3 @ 13:53:58.005			LAP 4 @ 13:54:55.204			LAP 5 @ 13:55:52.439		
NO	BEHIND	LAP TIME	NO	BEHIND	LAP TIME	NO	BEHIND	LAP TIME	NO	BEHIND	LAP TIME	NO	BEHIND	LAP TIME
60		1:03.975	196		57.801	196		57.150	196		57.199	196		57.235
196	0.124	1:04.099	8	0.145	57.778	60	0.307	57.295	31	0.080	56.850	31	0.115	57.270
31	0.149	1:04.124	60	0.162	58.087	8	0.330	57.335	19	0.299	56.766	19	0.130	57.066
8	0.292	1:04.267	31	0.253	58.029	31	0.429	57.326	8	0.712	57.581	60	0.305	56.761
777	0.310	1:04.285	19	0.884	58.373	19	0.732	56.998	60	0.779	57.671	8	0.586	57.109
19	0.436	1:04.411	65	1.123	57.695	65	1.506	57.533	65	1.517	57.210	65	1.195	56.913
65	1.353	1:05.328	50	1.903	58.145	50	2.195	57.442	50	2.541	57.545	50	2.203	56.897
50	1.683	1:05.658	81	2.322	58.410	81	2.684	57.512	81	3.007	57.522	81	2.712	56.940
81	1.837	1:05.812	77	2.739	57.789	77	3.125	57.536	77	3.503	57.577	77	3.821	57.553
69	2.792	1:06.767	97	3.283	57.927	97	4.376	58.243	97	4.846	57.669	97	4.711	57.100
77	2.875	1:06.850	61	4.284	59.067	61	5.246	58.112	61	5.765	57.718	61	6.356	57.826
61	3.142	1:07.117	45	5.821	1:00.417	70	7.719	58.968	70	9.689	59.169	70	11.857	59.403
97	3.281	1:07.256	70	5.901	1:00.143	66	8.461	59.297	66	10.515	59.253	66	12.811	59.531
45	3.329	1:07.304	66	6.314	1:00.434	45	8.590	59.919	45	10.894	59.503	45	13.243	59.584
70	3.683	1:07.658	26	8.021	1:00.808	26	11.161	1:00.290	48	13.876	59.754	26	16.657	59.784
66	3.805	1:07.780	48	8.430	1:01.041	48	11.321	1:00.041	26	14.108	1:00.146	48	16.785	1:00.144
58	4.854	1:08.829	58	8.971	1:02.042	58	12.758	1:00.937	58	18.528	1:02.969	87	22.173	1:00.698
26	5.138	1:09.113	87	10.993	1:02.167	87	14.633	1:00.790	87	18.710	1:01.276	58	23.886	1:02.593
48	5.314	1:09.289	311	13.528	1:02.595	311	18.724	1:02.346	88	23.252	1:00.907	88	28.262	1:02.245
87	6.751	1:10.726	32	14.185	1:02.898	32	19.412	1:02.377	311	24.239	1:02.714	777	28.762	58.847
311	8.858	1:12.833	88	14.707	1:02.641	88	19.544	1:01.987	32	24.955	1:02.742	311	29.705	1:02.701
32	9.212	1:13.187	54	16.300	1:03.791	54	22.034	1:02.884	777	27.150	59.030	32	30.285	1:02.565
18	9.795	1:13.770	83	16.681	1:04.409	83	23.060	1:03.529	54	27.348	1:02.513	54	32.298	1:02.185
88	9.991	1:13.966	18	18.987	1:07.117	777	25.319	1:03.187	83	29.587	1:03.726	83	36.235	1:03.883
83	10.197	1:14.172	777	19.282	1:16.897	18	25.590	1:03.753	18	31.677	1:03.286	18	38.139	1:03.697
54	10.434	1:14.409	0	24.754	1:07.377	0	34.728	1:07.124	0	44.403	1:06.874	0	53.644	1:06.476
0	15.302	1:19.277												

Weather / Track : Bright / Dry

Brands Hatch Indy
Circuit Length = 1.2079 miles
Start: 13:50 Flag 14:02 End: 14:03

BMCRC - MRO Championships 2021 - Rnd 6 @ Brands Hatch Indy

ACU Team Green Junior Cup & Senior 300

RACE 10 - LAP CHART

LAP 6 @ 13:56:49.219			LAP 7 @ 13:57:45.619			LAP 8 @ 13:58:42.080			LAP 9 @ 13:59:38.282			LAP 10 @ 14:00:34.316		
NO	BEHIND	LAP TIME	NO	BEHIND	LAP TIME	NO	BEHIND	LAP TIME	NO	BEHIND	LAP TIME	NO	BEHIND	LAP TIME
31		56.665	31		56.400	31		56.461	31		56.202	31		56.034
196	0.388	57.168	60	0.787	56.416	60	1.063	56.737	60	2.005	57.144	19	2.144	56.038
19	0.696	57.346	196	0.866	56.878	196	1.246	56.841	196	2.113	57.069	60	2.221	56.250
60	0.771	57.246	19	1.129	56.833	19	1.452	56.784	19	2.140	56.890	196	2.432	56.353
8	0.982	57.176	8	1.326	56.744	8	1.700	56.835	8	2.288	56.790	8	2.698	56.444
65	1.209	56.794	65	1.874	57.065	65	2.113	56.700	50	2.721	56.641	50	3.071	56.384
50	2.099	56.676	50	2.395	56.696	50	2.282	56.348	65	2.995	57.084	65	3.553	56.592
81	2.600	56.668	81	2.920	56.720	81	3.034	56.575	83	1 Lap	1:04.483	81	3.943	56.597
77	4.177	57.136	77	6.027	58.250	97	6.772	57.079	81	3.380	56.548	97	9.579	57.854
97	5.095	57.164	97	6.154	57.459	77	7.477	57.911	97	7.759	57.189	77	10.005	57.699
61	6.487	56.911	61	7.742	57.655	61	8.499	57.218	77	8.340	57.065	61	10.593	57.414
70	14.501	59.424	0	1 Lap	1:07.741	0	1 Lap	1:06.259	61	9.213	56.916	83	1 Lap	1:03.880
66	14.910	58.879	70	17.442	59.341	66	20.243	59.129	66	23.135	59.094	66	25.971	58.870
45	15.352	58.889	66	17.575	59.065	70	20.473	59.492	70	23.962	59.691	70	26.862	58.934
26	19.786	59.909	45	18.002	59.050	45	20.695	59.154	45	24.110	59.617	45	26.995	58.919
48	19.921	59.916	48	22.387	58.866	48	24.598	58.672	48	27.107	58.711	48	29.637	58.564
87	25.721	1:00.328	26	22.786	59.400	26	25.286	58.961	0	1 Lap	1:05.757	26	30.548	58.672
58	29.124	1:02.018	87	29.519	1:00.198	777	32.685	57.688	26	27.910	58.826	777	35.333	57.623
777	30.210	58.228	777	31.458	57.648	87	33.560	1:00.502	777	33.744	57.261	0	1 Lap	1:05.240
88	32.721	1:01.239	58	35.650	1:02.926	58	42.446	1:03.257	87	37.255	59.897	87	41.431	1:00.210
311	34.420	1:01.495	88	37.636	1:01.315	88	42.955	1:01.780	58	49.163	1:02.919	58	54.815	1:01.686
32	35.535	1:02.030	311	40.106	1:02.086	311	45.797	1:02.152	88	49.570	1:02.817	88	55.494	1:01.958
54	36.966	1:01.448	32	41.435	1:02.300	54	46.662	1:01.309	54	51.156	1:00.696	54	56.003	1:00.881
83	43.019	1:03.564	54	41.814	1:01.248	32	46.950	1:01.976	311	51.453	1:01.858			
			83	51.359	1:04.740				32	52.047	1:01.299			

BMCRC - MRO Championships 2021 - Rnd 6 @ Brands Hatch Indy

ACU Team Green Junior Cup & Senior 300

RACE 10 - LAP CHART

LAP 11 @ 14:01:30.564			LAP 12 @ 14:02:27.755		
NO	BEHIND	LAP TIME	NO	BEHIND	LAP TIME
31		56.248	31		57.191
311	1 Lap	1:01.803	60	2.122	57.178
32	1 Lap	1:01.317	19	2.230	57.215
60	2.135	56.162	8	2.847	57.655
19	2.206	56.310	196	2.875	57.193
8	2.383	55.933	58	1 Lap	1:01.843
196	2.873	56.689	88	1 Lap	1:01.748
50	3.302	56.479	50	3.831	57.720
65	3.877	56.572	65	4.037	57.351
81	4.354	56.659	54	1 Lap	1:01.520
97	11.207	57.876	81	4.168	57.005
77	11.712	57.955	32	1 Lap	1:02.051
61	11.999	57.654	311	1 Lap	1:03.129
83	1 Lap	1:03.353	97	11.768	57.752
66	29.227	59.504	77	11.988	57.467
45	29.565	58.818	61	12.218	57.410
70	30.033	59.419	83	1 Lap	1:04.240
48	32.185	58.796	66	30.953	58.917
26	32.886	58.586	45	31.278	58.904
777	36.424	57.339	70	31.550	58.708
0	1 Lap	1:05.169	48	33.478	58.484
87	45.849	1:00.666	26	33.913	58.218
			777	36.457	57.224
			87	48.668	1:00.010
			0	1 Lap	1:05.845

BMCRC - MRO Championships 2021 - Rnd 6 @ Brands Hatch Indy

ACU Team Green Junior Cup & Senior 300

RACE 10 - SECTOR ANALYSIS



SECTOR 1 = FL to I1, SECTOR 2 = I1 to FL, DIFF = Difference To Personal Best Lap, P = Crossed Finish Line in Pit Lane, D = Time Disallowed

P1 31 J Dylan MELLOR		Kawasaki NINJA 300 - Team Mellor Racing				
IDEAL LAP TIME : 56.004		BEST LAP TIME : 56.034		DIFFERENCE : 0.030		
LAP	SECTOR 1	SECTOR 2	LAP TIME	MPH	DIFF	TIME OF DAY
1 -		22.784	1:04.124	67.81	8.090	13:52:03.079
2 -	34.880	23.149	58.029	74.93	1.995	13:53:01.108
3 -	34.093	23.233	57.326	75.85	1.292	13:53:58.434
4 -	34.140	22.710	56.850	76.49	0.816	13:54:55.284
5 -	34.366	22.904	57.270	75.93	1.236	13:55:52.554
6 -	34.105	22.560	56.665	76.74	0.631	13:56:49.219
7 -	33.618	22.782	56.400	77.10	0.366	13:57:45.619
8 -	33.677	22.784	56.461	77.01	0.427	13:58:42.080
9 -	33.620	22.582	56.202 (2)	77.37	0.168	13:59:38.282
10 -	33.444	22.590	56.034 (1)	77.60		14:00:34.316
11 -	33.638	22.610	56.248 (3)	77.31	0.214	14:01:30.564
12 -	34.441	22.750	57.191	76.03	1.157	14:02:27.755

P2 60 J Lennon DOCHERTY		Kawasaki NINJA 300 - Doc Fit Training				
IDEAL LAP TIME : 56.041		BEST LAP TIME : 56.162		DIFFERENCE : 0.121		
LAP	SECTOR 1	SECTOR 2	LAP TIME	MPH	DIFF	TIME OF DAY
1 -		23.402	1:03.975	67.97	7.813	13:52:02.930
2 -	34.800	23.287	58.087	74.86	1.925	13:53:01.017
3 -	34.122	23.173	57.295	75.89	1.133	13:53:58.312
4 -	34.762	22.909	57.671	75.40	1.509	13:54:55.983
5 -	33.870	22.891	56.761	76.61	0.599	13:55:52.744
6 -	34.089	23.157	57.246	75.96	1.084	13:56:49.990
7 -	33.570	22.846	56.416 (3)	77.08	0.254	13:57:46.406
8 -	34.053	22.684	56.737	76.64	0.575	13:58:43.143
9 -	34.044	23.100	57.144	76.09	0.982	13:59:40.287
10 -	33.710	22.540	56.250 (2)	77.30	0.088	14:00:36.537
11 -	33.691	22.471	56.162 (1)	77.42		14:01:32.699
12 -	34.032	23.146	57.178	76.05	1.016	14:02:29.877

P3 19 J James O'MARA		Kawasaki NINJA 300 - BRP Machining Ltd				
IDEAL LAP TIME : 56.038		BEST LAP TIME : 56.038		DIFFERENCE : 0.000		
LAP	SECTOR 1	SECTOR 2	LAP TIME	MPH	DIFF	TIME OF DAY
1 -		23.043	1:04.411	67.51	8.373	13:52:03.366
2 -	34.951	23.422	58.373	74.49	2.335	13:53:01.739
3 -	33.979	23.019	56.998	76.29	0.960	13:53:58.737
4 -	33.919	22.847	56.766 (3)	76.60	0.728	13:54:55.503
5 -	33.976	23.090	57.066	76.20	1.028	13:55:52.569
6 -	34.152	23.194	57.346	75.83	1.308	13:56:49.915
7 -	34.108	22.725	56.833	76.51	0.795	13:57:46.748
8 -	34.061	22.723	56.784	76.58	0.746	13:58:43.532
9 -	33.556	23.334	56.890	76.43	0.852	13:59:40.422
10 -	33.425	22.613	56.038 (1)	77.60		14:00:36.460
11 -	33.485	22.825	56.310 (2)	77.22	0.272	14:01:32.770
12 -	33.805	23.410	57.215	76.00	1.177	14:02:29.985

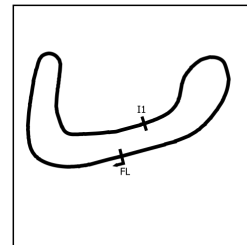
Weather / Track : Bright / Dry

Brands Hatch Indy
 Circuit Length = 1.2079 miles
 Start: 13:50 Flag 14:02 End: 14:03

BMCRC - MRO Championships 2021 - Rnd 6 @ Brands Hatch Indy

ACU Team Green Junior Cup & Senior 300

RACE 10 - SECTOR ANALYSIS



SECTOR 1 = FL to I1, SECTOR 2 = I1 to FL, DIFF = Difference To Personal Best Lap, P = Crossed Finish Line in Pit Lane, D = Time Disallowed

P4		8 S	Phil ATKINSON	Kawasaki NINJA 300 - Rose mot centre		
IDEAL LAP TIME : 55.933		BEST LAP TIME : 55.933		DIFFERENCE : 0.000		
LAP	SECTOR 1	SECTOR 2	LAP TIME	MPH	DIFF	TIME OF DAY
1 -		23.218	1:04.267	67.66	8.334	13:52:03.222
2 -	34.585	23.193	57.778	75.26	1.845	13:53:01.000
3 -	34.121	23.214	57.335	75.84	1.402	13:53:58.335
4 -	34.601	22.980	57.581	75.52	1.648	13:54:55.916
5 -	34.194	22.915	57.109	76.14	1.176	13:55:53.025
6 -	34.086	23.090	57.176	76.05	1.243	13:56:50.201
7 -	33.919	22.825	56.744 (3)	76.63	0.811	13:57:46.945
8 -	34.061	22.774	56.835	76.51	0.902	13:58:43.780
9 -	33.808	22.982	56.790	76.57	0.857	13:59:40.570
10 -	33.841	22.603	56.444 (2)	77.04	0.511	14:00:37.014
11 -	33.390	22.543	55.933 (1)	77.74		14:01:32.947
12 -	34.482	23.173	57.655	75.42	1.722	14:02:30.602

P5		196 J	Jack KIRSCH	Kawasaki NINJA 300 - Dad		
IDEAL LAP TIME : 56.353		BEST LAP TIME : 56.353		DIFFERENCE : 0.000		
LAP	SECTOR 1	SECTOR 2	LAP TIME	MPH	DIFF	TIME OF DAY
1 -		23.546	1:04.099	67.84	7.746	13:52:03.054
2 -	34.631	23.170	57.801	75.23	1.448	13:53:00.855
3 -	34.221	22.929	57.150	76.09	0.797	13:53:58.005
4 -	34.329	22.870	57.199	76.02	0.846	13:54:55.204
5 -	34.241	22.994	57.235	75.97	0.882	13:55:52.439
6 -	34.291	22.877	57.168	76.06	0.815	13:56:49.607
7 -	34.232	22.646	56.878	76.45	0.525	13:57:46.485
8 -	34.226	22.615	56.841 (3)	76.50	0.488	13:58:43.326
9 -	34.124	22.945	57.069	76.19	0.716	13:59:40.395
10 -	33.832	22.521	56.353 (1)	77.16		14:00:36.748
11 -	34.124	22.565	56.689 (2)	76.70	0.336	14:01:33.437
12 -	34.172	23.021	57.193	76.03	0.840	14:02:30.630

P6		50 J	Fred McMULLAN	Kawasaki NINJA 300 - Orwell motorcycles Ipswich		
IDEAL LAP TIME : 56.187		BEST LAP TIME : 56.348		DIFFERENCE : 0.161		
LAP	SECTOR 1	SECTOR 2	LAP TIME	MPH	DIFF	TIME OF DAY
1 -		23.834	1:05.658	66.23	9.310	13:52:04.613
2 -	34.695	23.450	58.145	74.78	1.797	13:53:02.758
3 -	34.125	23.317	57.442	75.70	1.094	13:54:00.200
4 -	34.447	23.098	57.545	75.56	1.197	13:54:57.745
5 -	33.989	22.908	56.897	76.42	0.549	13:55:54.642
6 -	33.683	22.993	56.676	76.72	0.328	13:56:51.318
7 -	33.757	22.939	56.696	76.70	0.348	13:57:48.014
8 -	33.649	22.699	56.348 (1)	77.17		13:58:44.362
9 -	33.488	23.153	56.641	76.77	0.293	13:59:41.003
10 -	33.655	22.729	56.384 (2)	77.12	0.036	14:00:37.387
11 -	33.642	22.837	56.479 (3)	76.99	0.131	14:01:33.866
12 -	34.213	23.507	57.720	75.33	1.372	14:02:31.586

Weather / Track : Bright / Dry

Brands Hatch Indy
Circuit Length = 1.2079 miles
Start: 13:50 Flag 14:02 End: 14:03

BMCRC - MRO Championships 2021 - Rnd 6 @ Brands Hatch Indy

ACU Team Green Junior Cup & Senior 300

RACE 10 - SECTOR ANALYSIS



SECTOR 1 = FL to I1, SECTOR 2 = I1 to FL, DIFF = Difference To Personal Best Lap, P = Crossed Finish Line in Pit Lane, D = Time Disallowed

P7 65 S Konrad BREESE		Kawasaki NINJA 300 - STIHL Racing				
IDEAL LAP TIME : 56.385		BEST LAP TIME : 56.572		DIFFERENCE : 0.187		
LAP	SECTOR 1	SECTOR 2	LAP TIME	MPH	DIFF	TIME OF DAY
1 -		23.516	1:05.328	66.56	8.756	13:52:04.283
2 -	34.617	23.078	57.695	75.37	1.123	13:53:01.978
3 -	34.439	23.094	57.533	75.58	0.961	13:53:59.511
4 -	34.385	22.825	57.210	76.01	0.638	13:54:56.721
5 -	34.092	22.821	56.913	76.40	0.341	13:55:53.634
6 -	34.034	22.760	56.794	76.56	0.222	13:56:50.428
7 -	34.350	22.715	57.065	76.20	0.493	13:57:47.493
8 -	33.994	22.706	56.700 (3)	76.69	0.128	13:58:44.193
9 -	34.038	23.046	57.084	76.17	0.512	13:59:41.277
10 -	33.679	22.913	56.592 (2)	76.84	0.020	14:00:37.869
11 -	33.810	22.762	56.572 (1)	76.86		14:01:34.441
12 -	34.145	23.206	57.351	75.82	0.779	14:02:31.792

P8 81 J Keo WALKER		Kawasaki NINJA 300 - Martin Wight Electrical				
IDEAL LAP TIME : 56.398		BEST LAP TIME : 56.548		DIFFERENCE : 0.150		
LAP	SECTOR 1	SECTOR 2	LAP TIME	MPH	DIFF	TIME OF DAY
1 -		23.693	1:05.812	66.07	9.264	13:52:04.767
2 -	35.088	23.322	58.410	74.44	1.862	13:53:03.177
3 -	34.433	23.079	57.512	75.61	0.964	13:54:00.689
4 -	34.545	22.977	57.522	75.59	0.974	13:54:58.211
5 -	34.156	22.784	56.940	76.37	0.392	13:55:55.151
6 -	33.965	22.703	56.668	76.73	0.120	13:56:51.819
7 -	34.106	22.614	56.720	76.66	0.172	13:57:48.539
8 -	33.897	22.678	56.575 (2)	76.86	0.027	13:58:45.114
9 -	33.857	22.691	56.548 (1)	76.90		13:59:41.662
10 -	34.056	22.541	56.597 (3)	76.83	0.049	14:00:38.259
11 -	33.999	22.660	56.659	76.75	0.111	14:01:34.918
12 -	34.054	22.951	57.005	76.28	0.457	14:02:31.923

P9 97 J Ben PLATT		Kawasaki NINJA 400 - adss ltd				
IDEAL LAP TIME : 57.033		BEST LAP TIME : 57.079		DIFFERENCE : 0.046		
LAP	SECTOR 1	SECTOR 2	LAP TIME	MPH	DIFF	TIME OF DAY
1 -		23.800	1:07.256	64.65	10.177	13:52:06.211
2 -	34.797	23.130	57.927	75.07	0.848	13:53:04.138
3 -	34.745	23.498	58.243	74.66	1.164	13:54:02.381
4 -	34.591	23.078	57.669	75.40	0.590	13:55:00.050
5 -	34.145	22.955	57.100 (2)	76.15	0.021	13:55:57.150
6 -	34.276	22.888	57.164 (3)	76.07	0.085	13:56:54.314
7 -	34.212	23.247	57.459	75.68	0.380	13:57:51.773
8 -	34.191	22.888	57.079 (1)	76.18		13:58:48.852
9 -	34.185	23.004	57.189	76.03	0.110	13:59:46.041
10 -	34.419	23.435	57.854	75.16	0.775	14:00:43.895
11 -	34.900	22.976	57.876	75.13	0.797	14:01:41.771
12 -	34.724	23.028	57.752	75.29	0.673	14:02:39.523

Weather / Track : Bright / Dry

Brands Hatch Indy
Circuit Length = 1.2079 miles
Start: 13:50 Flag 14:02 End: 14:03

BMCRC - MRO Championships 2021 - Rnd 6 @ Brands Hatch Indy

ACU Team Green Junior Cup & Senior 300

RACE 10 - SECTOR ANALYSIS



SECTOR 1 = FL to I1, SECTOR 2 = I1 to FL, DIFF = Difference To Personal Best Lap, P = Crossed Finish Line in Pit Lane, D = Time Disallowed

P10 77 J		Joe WHITE		Kawasaki NINJA 300 - Just In Graphics /MZ CONTRACTS/ Silver			
IDEAL LAP TIME : 57.046		BEST LAP TIME : 57.065		DIFFERENCE : 0.019			
LAP	SECTOR 1	SECTOR 2	LAP TIME	MPH	DIFF	TIME OF DAY	
1 -		23.765	1:06.850	65.04	9.785	13:52:05.805	
2 -	34.668	23.121	57.789	75.24	0.724	13:53:03.594	
3 -	34.661	22.875	57.536	75.58	0.471	13:54:01.130	
4 -	34.476	23.101	57.577	75.52	0.512	13:54:58.707	
5 -	34.348	23.205	57.553	75.55	0.488	13:55:56.260	
6 -	34.261	22.875	57.136 (2)	76.10	0.071	13:56:53.396	
7 -	34.601	23.649	58.250	74.65	1.185	13:57:51.646	
8 -	34.972	22.939	57.911	75.09	0.846	13:58:49.557	
9 -	34.235	22.830	57.065 (1)	76.20		13:59:46.622	
10 -	34.400	23.299	57.699	75.36	0.634	14:00:44.321	
11 -	35.144	22.811	57.955	75.03	0.890	14:01:42.276	
12 -	34.573	22.894	57.467 (3)	75.67	0.402	14:02:39.743	

P11 61 S		Kathryn WALKER		Kawasaki NINJA 300 - Think Bike Gear & AutoSmart Preston			
IDEAL LAP TIME : 56.736		BEST LAP TIME : 56.911		DIFFERENCE : 0.175			
LAP	SECTOR 1	SECTOR 2	LAP TIME	MPH	DIFF	TIME OF DAY	
1 -		23.997	1:07.117	64.79	10.206	13:52:06.072	
2 -	35.774	23.293	59.067	73.62	2.156	13:53:05.139	
3 -	34.943	23.169	58.112	74.83	1.201	13:54:03.251	
4 -	34.752	22.966	57.718	75.34	0.807	13:55:00.969	
5 -	34.822	23.004	57.826	75.20	0.915	13:55:58.795	
6 -	34.107	22.804	56.911 (1)	76.41		13:56:55.706	
7 -	34.265	23.390	57.655	75.42	0.744	13:57:53.361	
8 -	34.390	22.828	57.218 (3)	76.00	0.307	13:58:50.579	
9 -	34.141	22.775	56.916 (2)	76.40	0.005	13:59:47.495	
10 -	33.961	23.453	57.414	75.74	0.503	14:00:44.909	
11 -	34.676	22.978	57.654	75.42	0.743	14:01:42.563	
12 -	34.501	22.909	57.410	75.74	0.499	14:02:39.973	

P12 66 S		Mark SMITH		Kawasaki NINJA 300 - MHP EXHAUST'S			
IDEAL LAP TIME : 58.555		BEST LAP TIME : 58.870		DIFFERENCE : 0.315			
LAP	SECTOR 1	SECTOR 2	LAP TIME	MPH	DIFF	TIME OF DAY	
1 -		24.237	1:07.780	64.15	8.910	13:52:06.735	
2 -	36.616	23.818	1:00.434	71.95	1.564	13:53:07.169	
3 -	35.450	23.847	59.297	73.33	0.427	13:54:06.466	
4 -	35.485	23.768	59.253	73.39	0.383	13:55:05.719	
5 -	35.675	23.856	59.531	73.04	0.661	13:56:05.250	
6 -	35.436	23.443	58.879 (2)	73.85	0.009	13:57:04.129	
7 -	35.491	23.574	59.065	73.62	0.195	13:58:03.194	
8 -	35.448	23.681	59.129	73.54	0.259	13:59:02.323	
9 -	35.112	23.982	59.094	73.58	0.224	14:00:01.417	
10 -	35.388	23.482	58.870 (1)	73.86		14:01:00.287	
11 -	35.892	23.612	59.504	73.08	0.634	14:01:59.791	
12 -	35.347	23.570	58.917 (3)	73.80	0.047	14:02:58.708	

BMCRC - MRO Championships 2021 - Rnd 6 @ Brands Hatch Indy

ACU Team Green Junior Cup & Senior 300

RACE 10 - SECTOR ANALYSIS



SECTOR 1 = FL to I1, SECTOR 2 = I1 to FL, DIFF = Difference To Personal Best Lap, P = Crossed Finish Line in Pit Lane, D = Time Disallowed

P13 45 J		Jake MARSH		Kawasaki NINJA 300 - Zipped Up Racing			
IDEAL LAP TIME : 58.706		BEST LAP TIME : 58.818		DIFFERENCE : 0.112			
LAP	SECTOR 1	SECTOR 2	LAP TIME	MPH	DIFF	TIME OF DAY	
1 -		24.344	1:07.304	64.61	8.486	13:52:06.259	
2 -	36.470	23.947	1:00.417	71.97	1.599	13:53:06.676	
3 -	35.955	23.964	59.919	72.57	1.101	13:54:06.595	
4 -	35.660	23.843	59.503	73.08	0.685	13:55:06.098	
5 -	35.490	24.094	59.584	72.98	0.766	13:56:05.682	
6 -	35.207	23.682	58.889 (2)	73.84	0.071	13:57:04.571	
7 -	35.279	23.771	59.050	73.64	0.232	13:58:03.621	
8 -	35.459	23.695	59.154	73.51	0.336	13:59:02.775	
9 -	35.874	23.743	59.617	72.94	0.799	14:00:02.392	
10 -	35.420	23.499	58.919	73.80	0.101	14:01:01.311	
11 -	35.294	23.524	58.818 (1)	73.93		14:02:00.129	
12 -	35.245	23.659	58.904 (3)	73.82	0.086	14:02:59.033	

P14 70 S		Justin WHITE		Kawasaki NINJA 300 - Just In Graphics			
IDEAL LAP TIME : 58.708		BEST LAP TIME : 58.708		DIFFERENCE : 0.000			
LAP	SECTOR 1	SECTOR 2	LAP TIME	MPH	DIFF	TIME OF DAY	
1 -		24.385	1:07.658	64.27	8.950	13:52:06.613	
2 -	36.234	23.909	1:00.143	72.30	1.435	13:53:06.756	
3 -	35.336	23.632	58.968 (3)	73.74	0.260	13:54:05.724	
4 -	35.319	23.850	59.169	73.49	0.461	13:55:04.893	
5 -	35.572	23.831	59.403	73.20	0.695	13:56:04.296	
6 -	35.566	23.858	59.424	73.17	0.716	13:57:03.720	
7 -	35.447	23.894	59.341	73.28	0.633	13:58:03.061	
8 -	35.466	24.026	59.492	73.09	0.784	13:59:02.553	
9 -	35.918	23.773	59.691	72.85	0.983	14:00:02.244	
10 -	35.365	23.569	58.934 (2)	73.78	0.226	14:01:01.178	
11 -	35.845	23.574	59.419	73.18	0.711	14:02:00.597	
12 -	35.277	23.431	58.708 (1)	74.07		14:02:59.305	

P15 48 S		Kevin SABBARTON		Kawasaki NINJA 300 -			
IDEAL LAP TIME : 58.261		BEST LAP TIME : 58.484		DIFFERENCE : 0.223			
LAP	SECTOR 1	SECTOR 2	LAP TIME	MPH	DIFF	TIME OF DAY	
1 -		24.672	1:09.289	62.75	10.805	13:52:08.244	
2 -	36.539	24.502	1:01.041	71.24	2.557	13:53:09.285	
3 -	36.047	23.994	1:00.041	72.42	1.557	13:54:09.326	
4 -	35.938	23.816	59.754	72.77	1.270	13:55:09.080	
5 -	36.356	23.788	1:00.144	72.30	1.660	13:56:09.224	
6 -	35.792	24.124	59.916	72.57	1.432	13:57:09.140	
7 -	35.403	23.463	58.866	73.87	0.382	13:58:08.006	
8 -	35.222	23.450	58.672 (3)	74.11	0.188	13:59:06.678	
9 -	34.953	23.758	58.711	74.06	0.227	14:00:05.389	
10 -	35.256	23.308	58.564 (2)	74.25	0.080	14:01:03.953	
11 -	35.342	23.454	58.796	73.96	0.312	14:02:02.749	
12 -	35.139	23.345	58.484 (1)	74.35		14:03:01.233	

BMCRC - MRO Championships 2021 - Rnd 6 @ Brands Hatch Indy

ACU Team Green Junior Cup & Senior 300

RACE 10 - SECTOR ANALYSIS



SECTOR 1 = FL to I1, SECTOR 2 = I1 to FL, DIFF = Difference To Personal Best Lap, P = Crossed Finish Line in Pit Lane, D = Time Disallowed

P16 26 S		Nicholas BETTRIDGE		Kawasaki NINJA 300 - Weald builders			
IDEAL LAP TIME : 58.218		BEST LAP TIME : 58.218		DIFFERENCE : 0.000			
LAP	SECTOR 1	SECTOR 2	LAP TIME	MPH	DIFF	TIME OF DAY	
1 -		24.512	1:09.113	62.91	10.895	13:52:08.068	
2 -	36.392	24.416	1:00.808	71.51	2.590	13:53:08.876	
3 -	36.078	24.212	1:00.290	72.12	2.072	13:54:09.166	
4 -	36.179	23.967	1:00.146	72.30	1.928	13:55:09.312	
5 -	35.766	24.018	59.784	72.73	1.566	13:56:09.096	
6 -	35.917	23.992	59.909	72.58	1.691	13:57:09.005	
7 -	35.588	23.812	59.400	73.20	1.182	13:58:08.405	
8 -	35.353	23.608	58.961	73.75	0.743	13:59:07.366	
9 -	35.251	23.575	58.826	73.92	0.608	14:00:06.192	
10 -	35.155	23.517	58.672 (3)	74.11	0.454	14:01:04.864	
11 -	35.247	23.339	58.586 (2)	74.22	0.368	14:02:03.450	
12 -	34.999	23.219	58.218 (1)	74.69		14:03:01.668	

P17 777 J		Maximus HARDY		Kawasaki NINJA 400 - DAD			
IDEAL LAP TIME : 57.068		BEST LAP TIME : 57.224		DIFFERENCE : 0.156			
LAP	SECTOR 1	SECTOR 2	LAP TIME	MPH	DIFF	TIME OF DAY	
1 -		23.427	1:04.285	67.64	7.061	13:52:03.240	
2 -	34.924	41.973	1:16.897	56.55	19.673	13:53:20.137	
3 -	38.850	24.337	1:03.187	68.82	5.963	13:54:23.324	
4 -	35.553	23.477	59.030	73.66	1.806	13:55:22.354	
5 -	35.006	23.841	58.847	73.89	1.623	13:56:21.201	
6 -	35.006	23.222	58.228	74.68	1.004	13:57:19.429	
7 -	34.476	23.172	57.648	75.43	0.424	13:58:17.077	
8 -	34.440	23.248	57.688	75.38	0.464	13:59:14.765	
9 -	34.190	23.071	57.261 (2)	75.94	0.037	14:00:12.026	
10 -	34.424	23.199	57.623	75.46	0.399	14:01:09.649	
11 -	34.255	23.084	57.339 (3)	75.84	0.115	14:02:06.988	
12 -	34.346	22.878	57.224 (1)	75.99		14:03:04.212	

P18 87 J		James CLEARY		Kawasaki NINJA 300 - Mum and Dad			
IDEAL LAP TIME : 59.835		BEST LAP TIME : 59.897		DIFFERENCE : 0.062			
LAP	SECTOR 1	SECTOR 2	LAP TIME	MPH	DIFF	TIME OF DAY	
1 -		25.281	1:10.726	61.48	10.829	13:52:09.681	
2 -	37.069	25.098	1:02.167	69.95	2.270	13:53:11.848	
3 -	36.117	24.673	1:00.790	71.53	0.893	13:54:12.638	
4 -	36.159	25.117	1:01.276	70.96	1.379	13:55:13.914	
5 -	36.408	24.290	1:00.698	71.64	0.801	13:56:14.612	
6 -	35.975	24.353	1:00.328	72.08	0.431	13:57:14.940	
7 -	35.790	24.408	1:00.198 (3)	72.23	0.301	13:58:15.138	
8 -	36.247	24.255	1:00.502	71.87	0.605	13:59:15.640	
9 -	35.834	24.063	59.897 (1)	72.60		14:00:15.537	
10 -	35.950	24.260	1:00.210	72.22	0.313	14:01:15.747	
11 -	36.066	24.600	1:00.666	71.68	0.769	14:02:16.413	
12 -	35.772	24.238	1:00.010 (2)	72.46	0.113	14:03:16.423	

BMCRC - MRO Championships 2021 - Rnd 6 @ Brands Hatch Indy

ACU Team Green Junior Cup & Senior 300

RACE 10 - SECTOR ANALYSIS



SECTOR 1 = FL to I1, SECTOR 2 = I1 to FL, DIFF = Difference To Personal Best Lap, P = Crossed Finish Line in Pit Lane, D = Time Disallowed

P19 58 J		Matthew WOOD		Kawasaki NINJA 300 -		
IDEAL LAP TIME : 1:00.447		BEST LAP TIME : 1:00.937		DIFFERENCE : 0.490		
LAP	SECTOR 1	SECTOR 2	LAP TIME	MPH	DIFF	TIME OF DAY
1 -		24.720	1:08.829	63.17	7.892	13:52:07.784
2 -	36.952	25.090	1:02.042	70.09	1.105	13:53:09.826
3 -	36.071	24.866	1:00.937 (1)	71.36		13:54:10.763
4 -	37.755	25.214	1:02.969	69.05	2.032	13:55:13.732
5 -	37.878	24.715	1:02.593	69.47	1.656	13:56:16.325
6 -	37.397	24.621	1:02.018	70.11	1.081	13:57:18.343
7 -	36.928	25.998	1:02.926	69.10	1.989	13:58:21.269
8 -	38.268	24.989	1:03.257	68.74	2.320	13:59:24.526
9 -	37.926	24.993	1:02.919	69.11	1.982	14:00:27.445
10 -	37.310	24.376	1:01.686 (2)	70.49	0.749	14:01:29.131
11 -	37.141	24.702	1:01.843 (3)	70.31	0.906	14:02:30.974

P20 88 S		David COURT		Kawasaki NINJA 300 -		
IDEAL LAP TIME : 1:00.433		BEST LAP TIME : 1:00.907		DIFFERENCE : 0.474		
LAP	SECTOR 1	SECTOR 2	LAP TIME	MPH	DIFF	TIME OF DAY
1 -		26.014	1:13.966	58.79	13.059	13:52:12.921
2 -	37.137	25.504	1:02.641	69.42	1.734	13:53:15.562
3 -	37.024	24.963	1:01.987	70.15	1.080	13:54:17.549
4 -	36.148	24.759	1:00.907 (1)	71.39		13:55:18.456
5 -	37.518	24.727	1:02.245	69.86	1.338	13:56:20.701
6 -	36.954	24.285	1:01.239 (2)	71.01	0.332	13:57:21.940
7 -	37.017	24.298	1:01.315 (3)	70.92	0.408	13:58:23.255
8 -	36.641	25.139	1:01.780	70.38	0.873	13:59:25.035
9 -	37.714	25.103	1:02.817	69.22	1.910	14:00:27.852
10 -	37.221	24.737	1:01.958	70.18	1.051	14:01:29.810
11 -	36.762	24.986	1:01.748	70.42	0.841	14:02:31.558

P21 54 S		Ben SCOTT		Kawasaki NINJA 250 - GI Landscapes (UK) Ltd		
IDEAL LAP TIME : 1:00.581		BEST LAP TIME : 1:00.696		DIFFERENCE : 0.115		
LAP	SECTOR 1	SECTOR 2	LAP TIME	MPH	DIFF	TIME OF DAY
1 -		26.181	1:14.409	58.44	13.713	13:52:13.364
2 -	38.694	25.097	1:03.791	68.16	3.095	13:53:17.155
3 -	37.678	25.206	1:02.884	69.15	2.188	13:54:20.039
4 -	37.535	24.978	1:02.513	69.56	1.817	13:55:22.552
5 -	37.379	24.806	1:02.185	69.93	1.489	13:56:24.737
6 -	36.860	24.588	1:01.448	70.76	0.752	13:57:26.185
7 -	36.794	24.454	1:01.248 (3)	70.99	0.552	13:58:27.433
8 -	36.711	24.598	1:01.309	70.92	0.613	13:59:28.742
9 -	36.403	24.293	1:00.696 (1)	71.64		14:00:29.438
10 -	36.703	24.178	1:00.881 (2)	71.42	0.185	14:01:30.319
11 -	37.213	24.307	1:01.520	70.68	0.824	14:02:31.839

P22 32 S		Paul ROBSON		Kawasaki NINJA 300 - RBProperty services & Environment Ligh		
IDEAL LAP TIME : 1:01.272		BEST LAP TIME : 1:01.299		DIFFERENCE : 0.027		
LAP	SECTOR 1	SECTOR 2	LAP TIME	MPH	DIFF	TIME OF DAY
1 -		27.078	1:13.187	59.41	11.888	13:52:12.142
2 -	37.719	25.179	1:02.898	69.13	1.599	13:53:15.040
3 -	37.313	25.064	1:02.377	69.71	1.078	13:54:17.417
4 -	37.421	25.321	1:02.742	69.30	1.443	13:55:20.159
5 -	37.607	24.958	1:02.565	69.50	1.266	13:56:22.724
6 -	37.195	24.835	1:02.030	70.10	0.731	13:57:24.754
7 -	37.260	25.040	1:02.300	69.80	1.001	13:58:27.054
8 -	37.015	24.961	1:01.976 (3)	70.16	0.677	13:59:29.030
9 -	36.710	24.589	1:01.299 (1)	70.94		14:00:30.329
10 -	36.755	24.562	1:01.317 (2)	70.92	0.018	14:01:31.646
11 -	37.483	24.568	1:02.051	70.08	0.752	14:02:33.697

Weather / Track : Bright / Dry

Brands Hatch Indy
Circuit Length = 1.2079 miles
Start: 13:50 Flag 14:02 End: 14:03

BMCRC - MRO Championships 2021 - Rnd 6 @ Brands Hatch Indy

ACU Team Green Junior Cup & Senior 300

RACE 10 - SECTOR ANALYSIS



SECTOR 1 = FL to I1, SECTOR 2 = I1 to FL, DIFF = Difference To Personal Best Lap, P = Crossed Finish Line in Pit Lane, D = Time Disallowed

P23 311 12s		Nathan-Ellis WARD		Kawasaki NINJA 300 - Zipped up racing		
IDEAL LAP TIME : 1:01.295		BEST LAP TIME : 1:01.495		DIFFERENCE : 0.200		
LAP	SECTOR 1	SECTOR 2	LAP TIME	MPH	DIFF	TIME OF DAY
1 -		25.650	1:12.833	59.70	11.338	13:52:11.788
2 -	37.383	25.212	1:02.595	69.47	1.100	13:53:14.383
3 -	37.231	25.115	1:02.346	69.74	0.851	13:54:16.729
4 -	37.465	25.249	1:02.714	69.34	1.219	13:55:19.443
5 -	37.693	25.008	1:02.701	69.35	1.206	13:56:22.144
6 -	36.634	24.861	1:01.495 (1)	70.71		13:57:23.639
7 -	36.888	25.198	1:02.086	70.04	0.591	13:58:25.725
8 -	37.081	25.071	1:02.152	69.96	0.657	13:59:27.877
9 -	37.037	24.821	1:01.858 (3)	70.29	0.363	14:00:29.735
10 -	37.142	24.661	1:01.803 (2)	70.36	0.308	14:01:31.538
11 -	37.694	25.435	1:03.129	68.88	1.634	14:02:34.667

P24 83 S		Simon CHAPPELL		Kawasaki NINJA 300 -		
IDEAL LAP TIME : 1:02.742		BEST LAP TIME : 1:03.353		DIFFERENCE : 0.611		
LAP	SECTOR 1	SECTOR 2	LAP TIME	MPH	DIFF	TIME OF DAY
1 -		26.761	1:14.172	58.62	10.819	13:52:13.127
2 -	39.679	24.730	1:04.409	67.51	1.056	13:53:17.536
3 -	38.154	25.375	1:03.529 (2)	68.45	0.176	13:54:21.065
4 -	38.512	25.214	1:03.726	68.23	0.373	13:55:24.791
5 -	38.114	25.769	1:03.883	68.07	0.530	13:56:28.674
6 -	38.117	25.447	1:03.564 (3)	68.41	0.211	13:57:32.238
7 -	39.080	25.660	1:04.740	67.17	1.387	13:58:36.978
8 -	38.641	25.842	1:04.483	67.43	1.130	13:59:41.461
9 -	38.012	25.868	1:03.880	68.07	0.527	14:00:45.341
10 -	38.234	25.119	1:03.353 (1)	68.64		14:01:48.694
11 -	38.549	25.691	1:04.240	67.69	0.887	14:02:52.934

P25 0 S		Robert MILES		Kawasaki NINJA 400 - the bike shop long eaton		
IDEAL LAP TIME : 1:04.992		BEST LAP TIME : 1:05.169		DIFFERENCE : 0.177		
LAP	SECTOR 1	SECTOR 2	LAP TIME	MPH	DIFF	TIME OF DAY
1 -		27.099	1:19.277	54.85	14.108	13:52:18.232
2 -	41.031	26.346	1:07.377	64.54	2.208	13:53:25.609
3 -	40.851	26.273	1:07.124	64.78	1.955	13:54:32.733
4 -	40.354	26.520	1:06.874	65.02	1.705	13:55:39.607
5 -	40.519	25.957	1:06.476	65.41	1.307	13:56:46.083
6 -	41.331	26.410	1:07.741	64.19	2.572	13:57:53.824
7 -	40.674	25.585	1:06.259	65.63	1.090	13:59:00.083
8 -	39.899	25.858	1:05.757 (3)	66.13	0.588	14:00:05.840
9 -	39.745	25.495	1:05.240 (2)	66.65	0.071	14:01:11.080
10 -	39.755	25.414	1:05.169 (1)	66.72		14:02:16.249
11 -	39.578	26.267	1:05.845	66.04	0.676	14:03:22.094

P26 18 J		George HIGGINS		Kawasaki NINJA 400 - Aztec Racing		
IDEAL LAP TIME : 1:03.081		BEST LAP TIME : 1:03.286		DIFFERENCE : 0.205		
LAP	SECTOR 1	SECTOR 2	LAP TIME	MPH	DIFF	TIME OF DAY
1 -		26.551	1:13.770	58.94	10.484	13:52:12.725
2 -	40.943	26.174	1:07.117	64.79	3.831	13:53:19.842
3 -	38.100	25.653	1:03.753 (3)	68.21	0.467	13:54:23.595
4 -	37.702	25.584	1:03.286 (1)	68.71		13:55:26.881
5 -	38.318	25.379	1:03.697 (2)	68.27	0.411	13:56:30.578

P27 69 S		Danny HUSKINSON		Kawasaki NINJA 300 - art of racing		
IDEAL LAP TIME : 1:13.998		BEST LAP TIME :		DIFFERENCE :		
LAP	SECTOR 1	SECTOR 2	LAP TIME	MPH	DIFF	TIME OF DAY
1 -		24.845	1:06.767	65.13		13:52:05.722

Weather / Track : Bright / Dry

Brands Hatch Indy
Circuit Length = 1.2079 miles
Start: 13:50 Flag 14:02 End: 14:03

BMCRC - MRO Championships 2021 - Rnd 6 @ Brands Hatch Indy

ACU Team Green Junior Cup & Senior 300

RACE 10 - BEST SECTORS

SECTOR 1			SECTOR 2			IDEAL / BEST COMPARISON						
POS	NO	NAME	TIME	NO	NAME	TIME	POS	NO	NAME	IDEAL	BEST	DIFF
									PERFECT LAP	55.861		
1	8	ATKINSON	33.390	60	DOCHERTY	22.471	1	8	ATKINSON	55.933	55.933	0.000
2	19	O'MARA	33.425	196	KIRSCH	22.521	2	31	MELLOR	56.004	56.034	0.030
3	31	MELLOR	33.444	81	WALKER	22.541	3	19	O'MARA	56.038	56.038	0.000
4	50	McMULLAN	33.488	8	ATKINSON	22.543	4	60	DOCHERTY	56.041	56.162	0.121
5	60	DOCHERTY	33.570	31	MELLOR	22.560	5	50	McMULLAN	56.187	56.348	0.161
6	65	BREESE	33.679	19	O'MARA	22.613	6	196	KIRSCH	56.353	56.353	0.000
7	196	KIRSCH	33.832	50	McMULLAN	22.699	7	65	BREESE	56.385	56.572	0.187
8	81	WALKER	33.857	65	BREESE	22.706	8	81	WALKER	56.398	56.548	0.150
9	61	WALKER	33.961	61	WALKER	22.775	9	61	WALKER	56.736	56.911	0.175
10	97	PLATT	34.145	77	WHITE	22.811	10	97	PLATT	57.033	57.079	0.046
11	777	HARDY	34.190	777	HARDY	22.878	11	77	WHITE	57.046	57.065	0.019
12	77	WHITE	34.235	97	PLATT	22.888	12	777	HARDY	57.068	57.224	0.156
13	48	SABBARTON	34.953	26	BETTRIDGE	23.219	13	26	BETTRIDGE	58.218	58.218	0.000
14	26	BETTRIDGE	34.999	48	SABBARTON	23.308	14	48	SABBARTON	58.261	58.484	0.223
15	66	SMITH	35.112	70	WHITE	23.431	15	66	SMITH	58.555	58.870	0.315
16	45	MARSH	35.207	66	SMITH	23.443	16	45	MARSH	58.706	58.818	0.112
17	70	WHITE	35.277	45	MARSH	23.499	17	70	WHITE	58.708	58.708	0.000
18	87	CLEARY	35.772	87	CLEARY	24.063	18	87	CLEARY	59.835	59.897	0.062
19	58	WOOD	36.071	54	SCOTT	24.178	19	88	COURT	1:00.433	1:00.907	0.474
20	88	COURT	36.148	88	COURT	24.285	20	58	WOOD	1:00.447	1:00.937	0.490
21	54	SCOTT	36.403	58	WOOD	24.376	21	54	SCOTT	1:00.581	1:00.696	0.115
22	311	WARD	36.634	32	ROBSON	24.562	22	32	ROBSON	1:01.272	1:01.299	0.027
23	32	ROBSON	36.710	311	WARD	24.661	23	311	WARD	1:01.295	1:01.495	0.200
24	18	HIGGINS	37.702	83	CHAPPELL	24.730	24	83	CHAPPELL	1:02.742	1:03.353	0.611
25	83	CHAPPELL	38.012	69	HUSKINSON	24.845	25	18	HIGGINS	1:03.081	1:03.286	0.205
26	0	MILES	39.578	18	HIGGINS	25.379	26	0	MILES	1:04.992	1:05.169	0.177
27	69	HUSKINSON	49.153	0	MILES	25.414	27	69	HUSKINSON	1:13.998		

Weather / Track : Bright / Dry

Results can be found at www.tsl-timing.com

Brands Hatch Indy
Circuit Length = 1.2079 miles
Start: 13:50 Flag 14:02 End: 14:03

Printed - 14:05 Sunday, 03 October 2021

BMCRC - MRO Championships 2021 - Rnd 6 @ Brands Hatch Indy

ACU Team Green Junior Cup & Senior 300

RACE 10 - STATISTICS

Competitors Started	27
Planned Start	2021-10-03 @ 12:49:00.000
Actual Start	2021-10-03 @ 13:50:58.954
Finish Time	2021-10-03 @ 14:02:27.754
Track Length	1.2079mi.
Total Laps	299
Total Distance Covered	361.1757mi.

Session Fastest Lap History

NO	CL	NAME	LAP TIME	TIME OF DAY	LAP	VEHICLE
196	J	Jack KIRSCH	57.801	13:53:00.882	2	Kawasaki NINJA 300
8	S	Phil ATKINSON	57.778	13:53:01.010	2	Kawasaki NINJA 300
65	S	Konrad BREESE	57.695	13:53:01.989	2	Kawasaki NINJA 300
196	J	Jack KIRSCH	57.150	13:53:58.034	3	Kawasaki NINJA 300
19	J	James O'MARA	56.998	13:53:58.747	3	Kawasaki NINJA 300
31	J	Dylan MELLOR	56.850	13:54:55.284	4	Kawasaki NINJA 300
19	J	James O'MARA	56.766	13:54:55.516	4	Kawasaki NINJA 300
60	J	Lennon DOCHERTY	56.761	13:55:52.757	5	Kawasaki NINJA 300
31	J	Dylan MELLOR	56.665	13:56:49.254	6	Kawasaki NINJA 300
31	J	Dylan MELLOR	56.400	13:57:45.655	7	Kawasaki NINJA 300
50	J	Fred McMULLAN	56.348	13:58:44.394	8	Kawasaki NINJA 300
31	J	Dylan MELLOR	56.202	13:59:38.319	9	Kawasaki NINJA 300
31	J	Dylan MELLOR	56.034	14:00:34.351	10	Kawasaki NINJA 300
8	S	Phil ATKINSON	55.933	14:01:32.957	11	Kawasaki NINJA 300

Session Leader History

NO	CL	NAME	FROM LAP	LAPS LED	DISTANCE	VEHICLE
60	J	Lennon DOCHERTY	1	1	1.20 miles	Kawasaki NINJA 300
196	J	Jack KIRSCH	2	4	4.83 miles	Kawasaki NINJA 300
31	J	Dylan MELLOR	6	7	8.45 miles	Kawasaki NINJA 300

Flag History

TYPE	TIME OF DAY
GREEN	13:50:58.954
FINISH	14:02:27.754

Flag Statistics

TYPE	COUNT	TOTAL LAPS	TOTAL TIME
Green	1	12	12:28.402
Red	0	0	0.000
Safety Car	0	0	0.000
FCY	0	0	0.000

BMCRC - MRO Championships 2021 - Rnd 6 @ Brands Hatch Indy

ACU Team Green Junior Cup & Senior 300

RACE 10 - STATISTICS

CLASS : J

13 Starters

Fastest Lap History

NO	NAME	LAP TIME	TIME OF DAY	LAP	VEHICLE
196	Jack KIRSCH	57.801	13:53:00.882	2	Kawasaki NINJA 300
77	Joe WHITE	57.789	13:53:03.620	2	Kawasaki NINJA 300
196	Jack KIRSCH	57.150	13:53:58.034	3	Kawasaki NINJA 300
19	James O'MARA	56.998	13:53:58.747	3	Kawasaki NINJA 300
31	Dylan MELLOR	56.850	13:54:55.284	4	Kawasaki NINJA 300
19	James O'MARA	56.766	13:54:55.516	4	Kawasaki NINJA 300
60	Lennon DOCHERTY	56.761	13:55:52.757	5	Kawasaki NINJA 300
31	Dylan MELLOR	56.665	13:56:49.254	6	Kawasaki NINJA 300
31	Dylan MELLOR	56.400	13:57:45.655	7	Kawasaki NINJA 300
50	Fred McMULLAN	56.348	13:58:44.394	8	Kawasaki NINJA 300
31	Dylan MELLOR	56.202	13:59:38.319	9	Kawasaki NINJA 300
31	Dylan MELLOR	56.034	14:00:34.351	10	Kawasaki NINJA 300

Leader History

NO	NAME	FROM LAP	LAPS LED	DISTANCE	VEHICLE
60	Lennon DOCHERTY	1	1	1.20 miles	Kawasaki NINJA 300
196	Jack KIRSCH	2	4	4.83 miles	Kawasaki NINJA 300
31	Dylan MELLOR	6	7	8.45 miles	Kawasaki NINJA 300

Weather / Track : Bright / Dry

Brands Hatch Indy
Circuit Length = 1.2079 miles
Start: 13:50 Flag 14:02 End: 14:03

BMCRC - MRO Championships 2021 - Rnd 6 @ Brands Hatch Indy

ACU Team Green Junior Cup & Senior 300

RACE 10 - STATISTICS

CLASS : S

13 Starters

Fastest Lap History

NO	NAME	LAP TIME	TIME OF DAY	LAP	VEHICLE
8	Phil ATKINSON	57.778	13:53:01.010	2	Kawasaki NINJA 300
65	Konrad BREESE	57.695	13:53:01.989	2	Kawasaki NINJA 300
8	Phil ATKINSON	57.335	13:53:58.335	3	Kawasaki NINJA 300
65	Konrad BREESE	57.210	13:54:56.732	4	Kawasaki NINJA 300
8	Phil ATKINSON	57.109	13:55:53.035	5	Kawasaki NINJA 300
65	Konrad BREESE	56.913	13:55:53.646	5	Kawasaki NINJA 300
65	Konrad BREESE	56.794	13:56:50.439	6	Kawasaki NINJA 300
8	Phil ATKINSON	56.744	13:57:46.956	7	Kawasaki NINJA 300
65	Konrad BREESE	56.700	13:58:44.204	8	Kawasaki NINJA 300
8	Phil ATKINSON	56.444	14:00:37.024	10	Kawasaki NINJA 300
8	Phil ATKINSON	55.933	14:01:32.957	11	Kawasaki NINJA 300

Leader History

NO	NAME	FROM LAP	LAPS LED	DISTANCE	VEHICLE
8	Phil ATKINSON	1	12	14.49 miles	Kawasaki NINJA 300

BMCRC - MRO Championships 2021 - Rnd 6 @ Brands Hatch Indy

ACU Team Green Junior Cup & Senior 300

RACE 10 - STATISTICS

CLASS : 12s

1 Starters

Fastest Lap History

NO	NAME	LAP TIME	TIME OF DAY	LAP	VEHICLE
311	Nathan-Ellis WARD	1:02.595	13:53:14.396	2	Kawasaki NINJA 300
311	Nathan-Ellis WARD	1:02.346	13:54:16.742	3	Kawasaki NINJA 300
311	Nathan-Ellis WARD	1:01.495	13:57:23.652	6	Kawasaki NINJA 300

Leader History

NO	NAME	FROM LAP	LAPS LED	DISTANCE	VEHICLE
311	Nathan-Ellis WARD	1	11	13.28 miles	Kawasaki NINJA 300

BMCRC - MRO Championships 2021 - Rnd 6 @ Brands Hatch Indy



ACU Team Green Junior Cup & Senior 300

RACE 21 - GRID (12 Laps)



ROW 10	29	57	Richard BUCKHAM	28	22	Greg STUBBERFIELD						
ROW 9	27	69	Danny HUSKINSON	26	0	Robert MILES	1:05.169	25	83	Simon CHAPPELL	1:03.353	
ROW 8	24	18	George HIGGINS	1:03.286	23	311	Nathan-Ellis WARD	1:01.495	22	32	Paul ROBSON	1:01.299
ROW 7	21	58	Matthew WOOD	1:00.937	20	88	David COURT	1:00.907	19	54	Ben SCOTT	1:00.696
ROW 6	18	87	James CLEARY	59.897	17	66	Mark SMITH	58.870	16	45	Jake MARSH	58.818
ROW 5	15	70	Justin WHITE	58.708	14	48	Kevin SABBARTON	58.484	13	26	Nicholas BETTRIDGE	58.218
ROW 4	12	777	Maximus HARDY	57.224	11	97	Ben PLATT	57.079	10	77	Joe WHITE	57.065
ROW 3	9	61	Kathryn WALKER	56.911	8	65	Konrad BREESE	56.572	7	81	Keo WALKER	56.548
ROW 2	6	196	Jack KIRSCH	56.353	5	50	Fred McMULLAN	56.348	4	60	Lennon DOCHERTY	56.162
ROW 1	3	19	James O'MARA	56.038	2	31	Dylan MELLOR	56.034	1	8	Phil ATKINSON	55.933
												Pole



These results are provisional until the conclusion of any judicial and technical matters.

Brands Hatch Indy
Circuit Length = 1.2079 miles

Clerk Of Course :	Stewards :	Timekeeper : Alan Povey
-------------------	------------	-------------------------

Results can be found at www.tsl-timing.com

Printed - 14:06 Sunday, 03 October 2021



BMCRC - MRO Championships 2021 - Rnd 6 @ Brands Hatch Indy



ACU Team Green Junior Cup & Senior 300

RACE 21 - CLASSIFICATION

Kawasaki

POS	NO	CL	PIC NAME	ENTRY	LAPS	TIME	GAP	DIFF	MPH	BEST	ON
1	8	S	1 Phil ATKINSON	Kawasaki NINJA 300 - Rose mot centre	7	6:40.217			76.05	55.540	7
2	19	J	1 James O'MARA	Kawasaki NINJA 300 - BRP Machining Ltd	7	6:41.261	1.044	1.044	75.86	56.068	7
3	196	J	2 Jack KIRSCH	Kawasaki NINJA 300 - Dad	7	6:41.353	1.136	0.092	75.84	55.941	7
4	60	J	3 Lennon DOCHERTY	Kawasaki NINJA 300 - Doc Fit Training	7	6:41.762	1.545	0.409	75.76	55.995	6
5	31	J	4 Dylan MELLOR	Kawasaki NINJA 300 - Team Mellor Racing	7	6:41.777	1.560	0.015	75.76	56.395	5
6	50	J	5 Fred McMULLAN	Kawasaki NINJA 300 - Orwell motorcycles Ipswich	7	6:42.672	2.455	0.895	75.59	56.187	7
7	81	J	6 Keo WALKER	Kawasaki NINJA 300 - Martin Wight Electrical	7	6:45.440	5.223	2.768	75.07	56.621	3
8	777	J	7 Maximus HARDY	Kawasaki NINJA 400 - DAD	7	6:45.904	5.687	0.464	74.99	56.622	7
9	97	J	8 Ben PLATT	Kawasaki NINJA 400 - adss ltd	7	6:50.215	9.998	4.311	74.20	57.007	5
10	65	S	2 Konrad BREESE	Kawasaki NINJA 300 - STIHL Racing	7	6:50.336	10.119	0.121	74.18	56.932	6
11	77	J	9 Joe WHITE	Kawasaki NINJA 300 - Just In Graphics /MZ CONT	7	6:50.440	10.223	0.104	74.16	56.834	5
12	61	S	3 Kathryn WALKER	Kawasaki NINJA 300 - Think Bike Gear & AutoSmar	7	6:51.729	11.512	1.289	73.93	56.832	6
13	66	S	4 Mark SMITH	Kawasaki NINJA 300 - MHP EXHAUST S	7	7:02.673	22.456	10.944	72.01	58.822	2
14	69	S	5 Danny HUSKINSON	Kawasaki NINJA 300 - art of racing	7	7:03.909	23.692	1.236	71.80	59.121	5
15	26	S	6 Nicholas BETTRIDGE	Kawasaki NINJA 300 - Weald builders	7	7:04.617	24.400	0.708	71.68	59.396	6
16	45	J	10 Jake MARSH	Kawasaki NINJA 300 - Zipped Up Racing	7	7:04.900	24.683	0.283	71.64	58.934	6
17	48	S	7 Kevin SABBARTON	Kawasaki NINJA 300 -	7	7:05.028	24.811	0.128	71.61	58.577	7
18	70	S	8 Justin WHITE	Kawasaki NINJA 300 - Just In Graphics	7	7:08.707	28.490	3.679	71.00	59.751	6
19	87	J	11 James CLEARY	Kawasaki NINJA 300 - Mum and Dad	7	7:19.881	39.664	11.174	69.20	59.757	7
20	88	S	9 David COURT	Kawasaki NINJA 300 -	7	7:25.686	45.469	5.805	68.29	1:01.552	3
21	58	J	12 Matthew WOOD	Kawasaki NINJA 300 -	7	7:26.293	46.076	0.607	68.20	1:01.631	7
22	32	S	10 Paul ROBSON	Kawasaki NINJA 300 - RBProperty services & Envir	7	7:27.619	47.402	1.326	68.00	1:01.860	7
23	54	S	11 Ben SCOTT	Kawasaki NINJA 250 - GI Landscapes (UK) Ltd	7	7:28.049	47.832	0.430	67.93	1:02.066	7
24	311	12s	1 Nathan-Ellis WARD	Kawasaki NINJA 300 - Zipped up racing	7	7:28.204	47.987	0.155	67.91	1:01.833	6
25	18	J	13 George HIGGINS	Kawasaki NINJA 400 - Aztec Racing	7	7:29.981	49.764	1.777	67.64	1:01.694	7
26	83	S	12 Simon CHAPPELL	Kawasaki NINJA 300 -	6	6:40.550	1 Lap	1 Lap	65.13	1:04.895	3
27	0	S	13 Robert MILES	Kawasaki NINJA 400 - the bike shop long eaton	6	6:53.897	1 Lap	13.347	63.03	1:06.838	5

FASTEST LAP

8	S	Phil ATKINSON	Kawasaki NINJA 300 - Rose mot centre	7	55.540	78.29 mph	126.00 kph
196	J	Jack KIRSCH	Kawasaki NINJA 300 - Dad	7	55.941	77.73 mph	125.10 kph
311	12s	Nathan-Ellis WARD	Kawasaki NINJA 300 - Zipped up racing	6	1:01.833	70.32 mph	113.18 kph

Bike 31 - Transponder stopped working
Class S - 92.5% of Race Speed = 70.34 mph
Class J - 92.5% of Race Speed = 70.17 mph
Class 12s - 92.5% of Race Speed = 62.81 mph

Weather / Track : Sunny / Dry

These results are provisional until the conclusion of any judicial and technical matters.

Brands Hatch Indy: 1.2079 miles
 Race Distance: 7 Laps / 8.45 miles
 Start: 17:29 Flag 17:36 End: 17:37

Clerk Of Course :	Stewards :	Timekeeper : Alan Povey
-------------------	------------	-------------------------

Results can be found at www.tsl-timing.com

Printed - 17:37 Sunday, 03 October 2021



BMCRC - MRO Championships 2021 - Rnd 6 @ Brands Hatch Indy

ACU Team Green Junior Cup & Senior 300

RACE 21 - LAP CHART

LAP 1 @ 17:30:24.091			LAP 2 @ 17:31:21.125			LAP 3 @ 17:32:17.610			LAP 4 @ 17:33:14.055			LAP 5 @ 17:34:10.450		
NO	BEHIND	LAP TIME	NO	BEHIND	LAP TIME	NO	BEHIND	LAP TIME	NO	BEHIND	LAP TIME	NO	BEHIND	LAP TIME
31		1:02.204	31		57.034	31		56.485	31		56.445	31		56.395
8	0.048	1:02.252	8	0.001	56.987	19	0.363	56.697	19	0.324	56.406	8	0.009	56.048
196	0.523	1:02.727	19	0.151	56.297	8	0.473	56.957	8	0.356	56.328	19	0.291	56.362
19	0.888	1:03.092	196	0.488	56.999	196	0.742	56.739	196	0.519	56.222	196	0.436	56.312
50	1.299	1:03.503	50	1.120	56.855	50	1.333	56.698	50	1.229	56.341	60	1.191	56.262
60	1.372	1:03.576	60	1.231	56.893	60	1.425	56.679	60	1.324	56.344	50	1.513	56.679
81	1.676	1:03.880	81	1.746	57.104	81	1.882	56.621	81	2.318	56.881	81	2.792	56.869
777	2.039	1:04.243	777	2.124	57.119	777	2.689	57.050	777	3.507	57.263	777	3.942	56.830
65	2.497	1:04.701	65	3.288	57.825	65	4.497	57.694	65	5.534	57.482	97	6.538	57.007
77	2.918	1:05.122	77	3.658	57.774	97	4.994	57.092	97	5.926	57.377	65	6.872	57.733
97	4.076	1:06.280	97	4.387	57.345	77	5.351	58.178	77	6.698	57.792	77	7.137	56.834
61	4.472	1:06.676	61	5.023	57.585	61	6.045	57.507	61	7.284	57.684	61	8.135	57.246
70	4.642	1:06.846	66	6.821	58.822	66	9.211	58.875	66	11.694	58.928	66	14.609	59.310
66	5.033	1:07.237	70	7.714	1:00.106	26	10.836	59.490	26	14.135	59.744	69	16.910	59.121
26	5.112	1:07.316	26	7.831	59.753	69	11.383	59.726	69	14.184	59.246	26	17.228	59.488
45	5.608	1:07.812	69	8.142	59.281	70	11.449	1:00.220	48	14.796	59.631	45	17.923	59.073
69	5.895	1:08.099	45	8.161	59.587	48	11.610	59.489	70	15.116	1:00.112	48	18.412	1:00.011
48	5.934	1:08.138	48	8.606	59.706	45	11.646	59.970	45	15.245	1:00.044	70	20.547	1:01.826
58	8.952	1:11.156	58	15.452	1:03.534	88	20.753	1:01.552	88	26.249	1:01.941	87	31.579	1:01.310
88	9.358	1:11.562	88	15.686	1:03.362	58	21.898	1:02.931	87	26.664	1:00.992	88	32.357	1:02.503
87	9.613	1:11.817	87	16.020	1:03.441	87	22.117	1:02.582	58	27.827	1:02.374	58	34.101	1:02.669
54	10.056	1:12.260	54	16.597	1:03.575	54	22.277	1:02.165	32	29.086	1:02.694	32	34.979	1:02.288
311	10.101	1:12.305	32	16.896	1:03.613	32	22.837	1:02.426	54	29.271	1:03.439	54	35.293	1:02.417
32	10.317	1:12.521	311	17.027	1:03.960	311	23.058	1:02.516	311	29.656	1:03.043	311	35.881	1:02.620
83	11.877	1:14.081	18	19.200	1:04.216	18	26.024	1:03.309	18	31.836	1:02.257	18	37.613	1:02.172
18	12.018	1:14.222	83	19.886	1:05.043	83	28.296	1:04.895	83	37.390	1:05.539	83	46.317	1:05.322
0	14.727	1:16.931	0	24.800	1:07.107	0	35.515	1:07.200	0	46.874	1:07.804			

Weather / Track : Sunny / Dry

Brands Hatch Indy
Circuit Length = 1.2079 miles
Start: 17:29 Flag 17:36 End: 17:37

BMCRC - MRO Championships 2021 - Rnd 6 @ Brands Hatch Indy

ACU Team Green Junior Cup & Senior 300

RACE 21 - LAP CHART

LAP 6 @ 17:35:06.564			LAP 7 @ 17:36:02.104		
NO	BEHIND	LAP TIME	NO	BEHIND	LAP TIME
8		56.105	8		55.540
31	0.515	56.629	83	1 Lap	1:05.670
19	0.516	56.339	19	1.044	56.068
196	0.735	56.413	196	1.136	55.941
60	1.072	55.995	60	1.545	56.013
0	1 Lap	1:06.838	31	1.560	56.585
50	1.808	56.409	50	2.455	56.187
81	3.950	57.272	81	5.223	56.813
777	4.605	56.777	777	5.687	56.622
65	7.690	56.932	97	9.998	57.757
97	7.781	57.357	65	10.119	57.969
77	8.490	57.467	77	10.223	57.273
61	8.853	56.832	61	11.512	58.199
66	18.232	59.737	0	1 Lap	1:08.017
69	20.060	59.264	66	22.456	59.764
26	20.510	59.396	69	23.692	59.172
45	20.743	58.934	26	24.400	59.430
48	21.774	59.476	45	24.683	59.480
70	24.184	59.751	48	24.811	58.577
87	35.447	59.982	70	28.490	59.846
88	38.650	1:02.407	87	39.664	59.757
58	39.985	1:01.998	88	45.469	1:02.359
32	41.082	1:02.217	58	46.076	1:01.631
54	41.306	1:02.127	32	47.402	1:01.860
311	41.600	1:01.833	54	47.832	1:02.066
18	43.610	1:02.111	311	47.987	1:01.927
			18	49.764	1:01.694

Weather / Track : Sunny / Dry

Results can be found at www.tsl-timing.com

Page 2 of 2

Brands Hatch Indy
Circuit Length = 1.2079 miles
Start: 17:29 Flag 17:36 End: 17:37

Printed - 17:38 Sunday, 03 October 2021

BMCRC - MRO Championships 2021 - Rnd 6 @ Brands Hatch Indy

ACU Team Green Junior Cup & Senior 300

RACE 21 - SECTOR ANALYSIS



SECTOR 1 = FL to I1, SECTOR 2 = I1 to FL, DIFF = Difference To Personal Best Lap, P = Crossed Finish Line in Pit Lane, D = Time Disallowed

P1		8 S		Phil ATKINSON		Kawasaki NINJA 300 - Rose mot centre	
IDEAL LAP TIME : 55.540		BEST LAP TIME : 55.540		DIFFERENCE : 0.000			
LAP	SECTOR 1	SECTOR 2	LAP TIME	MPH	DIFF	TIME OF DAY	
1 -		22.776	1:02.252	69.85	6.712	17:30:24.139	
2 -	34.066	22.921	56.987	76.30	1.447	17:31:21.126	
3 -	34.010	22.947	56.957	76.34	1.417	17:32:18.083	
4 -	33.388	22.940	56.328	77.20	0.788	17:33:14.411	
5 -	33.405	22.643	56.048 (2)	77.58	0.508	17:34:10.459	
6 -	33.406	22.699	56.105 (3)	77.50	0.565	17:35:06.564	
7 -	33.067	22.473	55.540 (1)	78.29		17:36:02.104	

P2		19 J		James O'MARA		Kawasaki NINJA 300 - BRP Machining Ltd	
IDEAL LAP TIME : 55.901		BEST LAP TIME : 56.068		DIFFERENCE : 0.167			
LAP	SECTOR 1	SECTOR 2	LAP TIME	MPH	DIFF	TIME OF DAY	
1 -		23.038	1:03.092	68.92	7.024	17:30:24.979	
2 -	33.604	22.693	56.297 (2)	77.24	0.229	17:31:21.276	
3 -	33.725	22.972	56.697	76.69	0.629	17:32:17.973	
4 -	33.397	23.009	56.406	77.09	0.338	17:33:14.379	
5 -	33.764	22.598	56.362	77.15	0.294	17:34:10.741	
6 -	33.489	22.850	56.339 (3)	77.18	0.271	17:35:07.080	
7 -	33.564	22.504	56.068 (1)	77.55		17:36:03.148	

P3		196 J		Jack KIRSCH		Kawasaki NINJA 300 - Dad	
IDEAL LAP TIME : 55.941		BEST LAP TIME : 55.941		DIFFERENCE : 0.000			
LAP	SECTOR 1	SECTOR 2	LAP TIME	MPH	DIFF	TIME OF DAY	
1 -		22.760	1:02.727	69.32	6.786	17:30:24.614	
2 -	34.231	22.768	56.999	76.29	1.058	17:31:21.613	
3 -	34.077	22.662	56.739	76.64	0.798	17:32:18.352	
4 -	33.580	22.642	56.222 (2)	77.34	0.281	17:33:14.574	
5 -	33.781	22.531	56.312 (3)	77.22	0.371	17:34:10.886	
6 -	33.811	22.602	56.413	77.08	0.472	17:35:07.299	
7 -	33.560	22.381	55.941 (1)	77.73		17:36:03.240	

P4		60 J		Lennon DOCHERTY		Kawasaki NINJA 300 - Doc Fit Training	
IDEAL LAP TIME : 55.692		BEST LAP TIME : 55.995		DIFFERENCE : 0.303			
LAP	SECTOR 1	SECTOR 2	LAP TIME	MPH	DIFF	TIME OF DAY	
1 -		22.626	1:03.576	68.39	7.581	17:30:25.463	
2 -	33.981	22.912	56.893	76.43	0.898	17:31:22.356	
3 -	33.863	22.816	56.679	76.72	0.684	17:32:19.035	
4 -	33.651	22.693	56.344	77.17	0.349	17:33:15.379	
5 -	33.579	22.683	56.262 (3)	77.29	0.267	17:34:11.641	
6 -	33.597	22.398	55.995 (1)	77.66		17:35:07.636	
7 -	33.294	22.719	56.013 (2)	77.63	0.018	17:36:03.649	

P5		31 J		Dylan MELLOR		Kawasaki NINJA 300 - Team Mellor Racing	
IDEAL LAP TIME : 56.888		BEST LAP TIME : 56.395		DIFFERENCE : -0.493			
LAP	SECTOR 1	SECTOR 2	LAP TIME	MPH	DIFF	TIME OF DAY	
1 -		22.778	1:02.204	69.90	5.809	17:30:24.091	
2 -	34.110	22.924	57.034	76.24	0.639	17:31:21.125	
3 -			56.485 (3)	76.98	0.090	17:32:17.610	
4 -			56.445 (2)	77.04	0.050	17:33:14.055	
5 -			56.395 (1)	77.10		17:34:10.450	
6 -			56.629	76.79	0.234	17:35:07.079	
7 -			56.585	76.85	0.190	17:36:03.664	

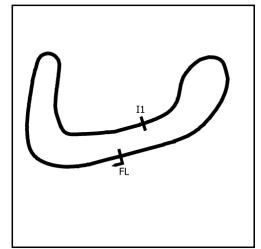
Weather / Track : Sunny / Dry

Brands Hatch Indy
Circuit Length = 1.2079 miles
Start: 17:29 Flag 17:36 End: 17:37

BMCRC - MRO Championships 2021 - Rnd 6 @ Brands Hatch Indy

ACU Team Green Junior Cup & Senior 300

RACE 21 - SECTOR ANALYSIS



SECTOR 1 = FL to I1, SECTOR 2 = I1 to FL, DIFF = Difference To Personal Best Lap, P = Crossed Finish Line in Pit Lane, D = Time Disallowed

P6 50 J Fred McMULLAN		Kawasaki NINJA 300 - Orwell motorcycles Ipswich				
IDEAL LAP TIME : 56.149		BEST LAP TIME : 56.187		DIFFERENCE : 0.038		
LAP	SECTOR 1	SECTOR 2	LAP TIME	MPH	DIFF	TIME OF DAY
1 -		22.952	1:03.503	68.47	7.316	17:30:25.390
2 -	34.039	22.816	56.855	76.48	0.668	17:31:22.245
3 -	33.913	22.785	56.698	76.69	0.511	17:32:18.943
4 -	33.518	22.823	56.341 (2)	77.18	0.154	17:33:15.284
5 -	33.825	22.854	56.679	76.72	0.492	17:34:11.963
6 -	33.733	22.676	56.409 (3)	77.09	0.222	17:35:08.372
7 -	33.556	22.631	56.187 (1)	77.39		17:36:04.559

P7 81 J Keo WALKER		Kawasaki NINJA 300 - Martin Wight Electrical				
IDEAL LAP TIME : 56.488		BEST LAP TIME : 56.621		DIFFERENCE : 0.133		
LAP	SECTOR 1	SECTOR 2	LAP TIME	MPH	DIFF	TIME OF DAY
1 -		22.815	1:03.880	68.07	7.259	17:30:25.767
2 -	34.400	22.704	57.104	76.15	0.483	17:31:22.871
3 -	34.059	22.562	56.621 (1)	76.80		17:32:19.492
4 -	34.126	22.755	56.881	76.45	0.260	17:33:16.373
5 -	33.926	22.943	56.869 (3)	76.46	0.248	17:34:13.242
6 -	34.508	22.764	57.272	75.92	0.651	17:35:10.514
7 -	34.193	22.620	56.813 (2)	76.54	0.192	17:36:07.327

P8 777 J Maximus HARDY		Kawasaki NINJA 400 - DAD				
IDEAL LAP TIME : 56.608		BEST LAP TIME : 56.622		DIFFERENCE : 0.014		
LAP	SECTOR 1	SECTOR 2	LAP TIME	MPH	DIFF	TIME OF DAY
1 -		22.917	1:04.243	67.68	7.621	17:30:26.130
2 -	34.238	22.881	57.119	76.13	0.497	17:31:23.249
3 -	33.806	23.244	57.050	76.22	0.428	17:32:20.299
4 -	34.093	23.170	57.263	75.94	0.641	17:33:17.562
5 -	33.751	23.079	56.830 (3)	76.51	0.208	17:34:14.392
6 -	33.835	22.942	56.777 (2)	76.59	0.155	17:35:11.169
7 -	33.727	22.895	56.622 (1)	76.80		17:36:07.791

P9 97 J Ben PLATT		Kawasaki NINJA 400 - adss ltd				
IDEAL LAP TIME : 56.718		BEST LAP TIME : 57.007		DIFFERENCE : 0.289		
LAP	SECTOR 1	SECTOR 2	LAP TIME	MPH	DIFF	TIME OF DAY
1 -		23.665	1:06.280	65.60	9.273	17:30:28.167
2 -	34.349	22.996	57.345 (3)	75.83	0.338	17:31:25.512
3 -	33.834	23.258	57.092 (2)	76.16	0.085	17:32:22.604
4 -	34.459	22.918	57.377	75.79	0.370	17:33:19.981
5 -	33.842	23.165	57.007 (1)	76.28		17:34:16.988
6 -	34.473	22.884	57.357	75.81	0.350	17:35:14.345
7 -	34.529	23.228	57.757	75.29	0.750	17:36:12.102

P10 65 S Konrad BREESE		Kawasaki NINJA 300 - STIHL Racing				
IDEAL LAP TIME : 56.932		BEST LAP TIME : 56.932		DIFFERENCE : 0.000		
LAP	SECTOR 1	SECTOR 2	LAP TIME	MPH	DIFF	TIME OF DAY
1 -		23.111	1:04.701	67.21	7.769	17:30:26.588
2 -	34.451	23.374	57.825	75.20	0.893	17:31:24.413
3 -	34.457	23.237	57.694 (3)	75.37	0.762	17:32:22.107
4 -	34.449	23.033	57.482 (2)	75.65	0.550	17:33:19.589
5 -	34.270	23.463	57.733	75.32	0.801	17:34:17.322
6 -	34.053	22.879	56.932 (1)	76.38		17:35:14.254
7 -	34.866	23.103	57.969	75.01	1.037	17:36:12.223

Weather / Track : Sunny / Dry

Brands Hatch Indy
 Circuit Length = 1.2079 miles
 Start: 17:29 Flag 17:36 End: 17:37

BMCRC - MRO Championships 2021 - Rnd 6 @ Brands Hatch Indy

ACU Team Green Junior Cup & Senior 300

RACE 21 - SECTOR ANALYSIS



SECTOR 1 = FL to I1, SECTOR 2 = I1 to FL, DIFF = Difference To Personal Best Lap, P = Crossed Finish Line in Pit Lane, D = Time Disallowed

P11 77 J		Joe WHITE		Kawasaki NINJA 300 - Just In Graphics /MZ CONTRACTS/ Silver			
IDEAL LAP TIME : 56.834		BEST LAP TIME : 56.834		DIFFERENCE : 0.000			
LAP	SECTOR 1	SECTOR 2	LAP TIME	MPH	DIFF	TIME OF DAY	
1 -		23.276	1:05.122	66.77	8.288	17:30:27.009	
2 -	34.589	23.185	57.774	75.26	0.940	17:31:24.783	
3 -	34.530	23.648	58.178	74.74	1.344	17:32:22.961	
4 -	34.382	23.410	57.792	75.24	0.958	17:33:20.753	
5 -	34.003	22.831	56.834 (1)	76.51		17:34:17.587	
6 -	34.551	22.916	57.467 (3)	75.67	0.633	17:35:15.054	
7 -	34.309	22.964	57.273 (2)	75.92	0.439	17:36:12.327	

P12 61 S		Kathryn WALKER		Kawasaki NINJA 300 - Think Bike Gear & AutoSmart Preston			
IDEAL LAP TIME : 56.832		BEST LAP TIME : 56.832		DIFFERENCE : 0.000			
LAP	SECTOR 1	SECTOR 2	LAP TIME	MPH	DIFF	TIME OF DAY	
1 -		23.897	1:06.676	65.21	9.844	17:30:28.563	
2 -	34.692	22.893	57.585	75.51	0.753	17:31:26.148	
3 -	34.550	22.957	57.507 (3)	75.61	0.675	17:32:23.655	
4 -	34.769	22.915	57.684	75.38	0.852	17:33:21.339	
5 -	34.392	22.854	57.246 (2)	75.96	0.414	17:34:18.585	
6 -	34.122	22.710	56.832 (1)	76.51		17:35:15.417	
7 -	34.661	23.538	58.199	74.71	1.367	17:36:13.616	

P13 66 S		Mark SMITH		Kawasaki NINJA 300 - MHP EXHAUST'S			
IDEAL LAP TIME : 58.756		BEST LAP TIME : 58.822		DIFFERENCE : 0.066			
LAP	SECTOR 1	SECTOR 2	LAP TIME	MPH	DIFF	TIME OF DAY	
1 -		23.803	1:07.237	64.67	8.415	17:30:29.124	
2 -	35.427	23.395	58.822 (1)	73.92		17:31:27.946	
3 -	35.361	23.514	58.875 (2)	73.86	0.053	17:32:26.821	
4 -	35.371	23.557	58.928 (3)	73.79	0.106	17:33:25.749	
5 -	35.662	23.648	59.310	73.31	0.488	17:34:25.059	
6 -	35.832	23.905	59.737	72.79	0.915	17:35:24.796	
7 -	36.096	23.668	59.764	72.76	0.942	17:36:24.560	

P14 69 S		Danny HUSKINSON		Kawasaki NINJA 300 - art of racing			
IDEAL LAP TIME : 58.958		BEST LAP TIME : 59.121		DIFFERENCE : 0.163			
LAP	SECTOR 1	SECTOR 2	LAP TIME	MPH	DIFF	TIME OF DAY	
1 -		23.799	1:08.099	63.85	8.978	17:30:29.986	
2 -	35.557	23.724	59.281	73.35	0.160	17:31:29.267	
3 -	35.789	23.937	59.726	72.80	0.605	17:32:28.993	
4 -	35.294	23.952	59.246 (3)	73.39	0.125	17:33:28.239	
5 -	35.457	23.664	59.121 (1)	73.55		17:34:27.360	
6 -	35.531	23.733	59.264	73.37	0.143	17:35:26.624	
7 -	35.426	23.746	59.172 (2)	73.49	0.051	17:36:25.796	

P15 26 S		Nicholas BETTRIDGE		Kawasaki NINJA 300 - Weald builders			
IDEAL LAP TIME : 59.243		BEST LAP TIME : 59.396		DIFFERENCE : 0.153			
LAP	SECTOR 1	SECTOR 2	LAP TIME	MPH	DIFF	TIME OF DAY	
1 -		24.442	1:07.316	64.59	7.920	17:30:29.203	
2 -	35.451	24.302	59.753	72.77	0.357	17:31:28.956	
3 -	35.489	24.001	59.490	73.09	0.094	17:32:28.446	
4 -	35.695	24.049	59.744	72.78	0.348	17:33:28.190	
5 -	35.618	23.870	59.488 (3)	73.10	0.092	17:34:27.678	
6 -	35.421	23.975	59.396 (1)	73.21		17:35:27.074	
7 -	35.608	23.822	59.430 (2)	73.17	0.034	17:36:26.504	

Weather / Track : Sunny / Dry

Brands Hatch Indy
Circuit Length = 1.2079 miles
Start: 17:29 Flag 17:36 End: 17:37

BMCRC - MRO Championships 2021 - Rnd 6 @ Brands Hatch Indy

ACU Team Green Junior Cup & Senior 300

RACE 21 - SECTOR ANALYSIS



SECTOR 1 = FL to I1, SECTOR 2 = I1 to FL, DIFF = Difference To Personal Best Lap, P = Crossed Finish Line in Pit Lane, D = Time Disallowed

P16 45 J		Jake MARSH		Kawasaki NINJA 300 - Zipped Up Racing		
IDEAL LAP TIME : 58.732		BEST LAP TIME : 58.934		DIFFERENCE : 0.202		
LAP	SECTOR 1	SECTOR 2	LAP TIME	MPH	DIFF	TIME OF DAY
1 -		24.010	1:07.812	64.12	8.878	17:30:29.699
2 -	35.479	24.108	59.587	72.97	0.653	17:31:29.286
3 -	36.066	23.904	59.970	72.51	1.036	17:32:29.256
4 -	36.357	23.687	1:00.044	72.42	1.110	17:33:29.300
5 -	35.506	23.567	59.073 (2)	73.61	0.139	17:34:28.373
6 -	35.165	23.769	58.934 (1)	73.78		17:35:27.307
7 -	35.457	24.023	59.480 (3)	73.11	0.546	17:36:26.787

P17 48 S		Kevin SABBARTON		Kawasaki NINJA 300 -		
IDEAL LAP TIME : 58.577		BEST LAP TIME : 58.577		DIFFERENCE : 0.000		
LAP	SECTOR 1	SECTOR 2	LAP TIME	MPH	DIFF	TIME OF DAY
1 -		24.079	1:08.138	63.82	9.561	17:30:30.025
2 -	36.117	23.589	59.706	72.83	1.129	17:31:29.731
3 -	35.845	23.644	59.489 (3)	73.09	0.912	17:32:29.220
4 -	35.873	23.758	59.631	72.92	1.054	17:33:28.851
5 -	36.362	23.649	1:00.011	72.46	1.434	17:34:28.862
6 -	35.822	23.654	59.476 (2)	73.11	0.899	17:35:28.338
7 -	35.130	23.447	58.577 (1)	74.23		17:36:26.915

P18 70 S		Justin WHITE		Kawasaki NINJA 300 - Just In Graphics		
IDEAL LAP TIME : 59.605		BEST LAP TIME : 59.751		DIFFERENCE : 0.146		
LAP	SECTOR 1	SECTOR 2	LAP TIME	MPH	DIFF	TIME OF DAY
1 -		24.294	1:06.846	65.05	7.095	17:30:28.733
2 -	35.868	24.238	1:00.106 (3)	72.34	0.355	17:31:28.839
3 -	36.118	24.102	1:00.220	72.21	0.469	17:32:29.059
4 -	36.366	23.746	1:00.112	72.34	0.361	17:33:29.171
5 -	37.770	24.056	1:01.826	70.33	2.075	17:34:30.997
6 -	35.999	23.752	59.751 (1)	72.77		17:35:30.748
7 -	35.859	23.987	59.846 (2)	72.66	0.095	17:36:30.594

P19 87 J		James CLEARY		Kawasaki NINJA 300 - Mum and Dad		
IDEAL LAP TIME : 59.667		BEST LAP TIME : 59.757		DIFFERENCE : 0.090		
LAP	SECTOR 1	SECTOR 2	LAP TIME	MPH	DIFF	TIME OF DAY
1 -		25.840	1:11.817	60.55	12.060	17:30:33.704
2 -	38.336	25.105	1:03.441	68.54	3.684	17:31:37.145
3 -	37.612	24.970	1:02.582	69.48	2.825	17:32:39.727
4 -	36.750	24.242	1:00.992 (3)	71.29	1.235	17:33:40.719
5 -	37.000	24.310	1:01.310	70.92	1.553	17:34:42.029
6 -	36.009	23.973	59.982 (2)	72.49	0.225	17:35:42.011
7 -	35.694	24.063	59.757 (1)	72.77		17:36:41.768

P20 88 S		David COURT		Kawasaki NINJA 300 -		
IDEAL LAP TIME : 1:01.429		BEST LAP TIME : 1:01.552		DIFFERENCE : 0.123		
LAP	SECTOR 1	SECTOR 2	LAP TIME	MPH	DIFF	TIME OF DAY
1 -		25.838	1:11.562	60.76	10.010	17:30:33.449
2 -	38.172	25.190	1:03.362	68.63	1.810	17:31:36.811
3 -	36.835	24.717	1:01.552 (1)	70.64		17:32:38.363
4 -	37.271	24.670	1:01.941 (2)	70.20	0.389	17:33:40.304
5 -	37.717	24.786	1:02.503	69.57	0.951	17:34:42.807
6 -	37.813	24.594	1:02.407	69.68	0.855	17:35:45.214
7 -	37.545	24.814	1:02.359 (3)	69.73	0.807	17:36:47.573

Weather / Track : Sunny / Dry

Brands Hatch Indy
Circuit Length = 1.2079 miles
Start: 17:29 Flag 17:36 End: 17:37

BMCRC - MRO Championships 2021 - Rnd 6 @ Brands Hatch Indy

ACU Team Green Junior Cup & Senior 300

RACE 21 - SECTOR ANALYSIS



SECTOR 1 = FL to I1, SECTOR 2 = I1 to FL, DIFF = Difference To Personal Best Lap, P = Crossed Finish Line in Pit Lane, D = Time Disallowed

P21 58 J		Matthew WOOD		Kawasaki NINJA 300 -			
IDEAL LAP TIME : 1:01.631		BEST LAP TIME : 1:01.631		DIFFERENCE : 0.000			
LAP	SECTOR 1	SECTOR 2	LAP TIME	MPH	DIFF	TIME OF DAY	
1 -		25.681	1:11.156	61.11	9.525	17:30:33.043	
2 -	38.216	25.318	1:03.534	68.44	1.903	17:31:36.577	
3 -	37.903	25.028	1:02.931	69.10	1.300	17:32:39.508	
4 -	37.540	24.834	1:02.374 (3)	69.71	0.743	17:33:41.882	
5 -	37.465	25.204	1:02.669	69.39	1.038	17:34:44.551	
6 -	37.322	24.676	1:01.998 (2)	70.14	0.367	17:35:46.549	
7 -	37.143	24.488	1:01.631 (1)	70.55		17:36:48.180	

P22 32 S		Paul ROBSON		Kawasaki NINJA 300 - RBProperty services & Environment Ligh			
IDEAL LAP TIME : 1:01.860		BEST LAP TIME : 1:01.860		DIFFERENCE : 0.000			
LAP	SECTOR 1	SECTOR 2	LAP TIME	MPH	DIFF	TIME OF DAY	
1 -		25.672	1:12.521	59.96	10.661	17:30:34.408	
2 -	37.984	25.629	1:03.613	68.36	1.753	17:31:38.021	
3 -	37.495	24.931	1:02.426	69.66	0.566	17:32:40.447	
4 -	37.617	25.077	1:02.694	69.36	0.834	17:33:43.141	
5 -	37.189	25.099	1:02.288 (3)	69.81	0.428	17:34:45.429	
6 -	37.325	24.892	1:02.217 (2)	69.89	0.357	17:35:47.646	
7 -	37.172	24.688	1:01.860 (1)	70.29		17:36:49.506	

P23 54 S		Ben SCOTT		Kawasaki NINJA 250 - GI Landscapes (UK) Ltd			
IDEAL LAP TIME : 1:01.774		BEST LAP TIME : 1:02.066		DIFFERENCE : 0.292			
LAP	SECTOR 1	SECTOR 2	LAP TIME	MPH	DIFF	TIME OF DAY	
1 -		25.218	1:12.260	60.17	10.194	17:30:34.147	
2 -	38.280	25.295	1:03.575	68.40	1.509	17:31:37.722	
3 -	37.230	24.935	1:02.165 (3)	69.95	0.099	17:32:39.887	
4 -	38.382	25.057	1:03.439	68.54	1.373	17:33:43.326	
5 -	37.502	24.915	1:02.417	69.67	0.351	17:34:45.743	
6 -	37.543	24.584	1:02.127 (2)	69.99	0.061	17:35:47.870	
7 -	37.522	24.544	1:02.066 (1)	70.06		17:36:49.936	

P24 311 12s		Nathan-Ellis WARD		Kawasaki NINJA 300 - Zipped up racing			
IDEAL LAP TIME : 1:01.453		BEST LAP TIME : 1:01.833		DIFFERENCE : 0.380			
LAP	SECTOR 1	SECTOR 2	LAP TIME	MPH	DIFF	TIME OF DAY	
1 -		25.625	1:12.305	60.14	10.472	17:30:34.192	
2 -	37.862	26.098	1:03.960	67.98	2.127	17:31:38.152	
3 -	37.671	24.845	1:02.516 (3)	69.55	0.683	17:32:40.668	
4 -	37.416	25.627	1:03.043	68.97	1.210	17:33:43.711	
5 -	37.716	24.904	1:02.620	69.44	0.787	17:34:46.331	
6 -	36.608	25.225	1:01.833 (1)	70.32		17:35:48.164	
7 -	36.969	24.958	1:01.927 (2)	70.22	0.094	17:36:50.091	

P25 18 J		George HIGGINS		Kawasaki NINJA 400 - Aztec Racing			
IDEAL LAP TIME : 1:01.694		BEST LAP TIME : 1:01.694		DIFFERENCE : 0.000			
LAP	SECTOR 1	SECTOR 2	LAP TIME	MPH	DIFF	TIME OF DAY	
1 -		26.290	1:14.222	58.58	12.528	17:30:36.109	
2 -	38.605	25.611	1:04.216	67.71	2.522	17:31:40.325	
3 -	37.921	25.388	1:03.309	68.68	1.615	17:32:43.634	
4 -	37.230	25.027	1:02.257	69.84	0.563	17:33:45.891	
5 -	37.177	24.995	1:02.172 (3)	69.94	0.478	17:34:48.063	
6 -	37.088	25.023	1:02.111 (2)	70.01	0.417	17:35:50.174	
7 -	36.925	24.769	1:01.694 (1)	70.48		17:36:51.868	

Weather / Track : Sunny / Dry

Brands Hatch Indy
Circuit Length = 1.2079 miles
Start: 17:29 Flag 17:36 End: 17:37

BMCRC - MRO Championships 2021 - Rnd 6 @ Brands Hatch Indy

ACU Team Green Junior Cup & Senior 300

RACE 21 - SECTOR ANALYSIS



SECTOR 1 = FL to I1, SECTOR 2 = I1 to FL, DIFF = Difference To Personal Best Lap, P = Crossed Finish Line in Pit Lane, D = Time Disallowed

P26		83 S		Simon CHAPPELL		Kawasaki NINJA 300 -	
IDEAL LAP TIME : 1:04.880		BEST LAP TIME : 1:04.895		DIFFERENCE : 0.015			
LAP	SECTOR 1	SECTOR 2	LAP TIME	MPH	DIFF	TIME OF DAY	
1 -		25.744	1:14.081	58.70	9.186	17:30:35.968	
2 -	39.365	25.678	1:05.043 (2)	66.85	0.148	17:31:41.011	
3 -	39.202	25.693	1:04.895 (1)	67.00		17:32:45.906	
4 -	39.334	26.205	1:05.539	66.35	0.644	17:33:51.445	
5 -	39.579	25.743	1:05.322 (3)	66.57	0.427	17:34:56.767	
6 -	39.722	25.948	1:05.670	66.21	0.775	17:36:02.437	

P27		0 S		Robert MILES		Kawasaki NINJA 400 - the bike shop long eaton	
IDEAL LAP TIME : 1:06.340		BEST LAP TIME : 1:06.838		DIFFERENCE : 0.498			
LAP	SECTOR 1	SECTOR 2	LAP TIME	MPH	DIFF	TIME OF DAY	
1 -		26.856	1:16.931	56.52	10.093	17:30:38.818	
2 -	40.688	26.419	1:07.107 (2)	64.80	0.269	17:31:45.925	
3 -	40.853	26.347	1:07.200 (3)	64.71	0.362	17:32:53.125	
4 -	41.555	26.249	1:07.804	64.13	0.966	17:34:00.929	
5 -	40.091	26.747	1:06.838 (1)	65.06		17:35:07.767	
6 -	41.569	26.448	1:08.017	63.93	1.179	17:36:15.784	

BMCRC - MRO Championships 2021 - Rnd 6 @ Brands Hatch Indy

ACU Team Green Junior Cup & Senior 300

RACE 21 - BEST SECTORS

SECTOR 1			SECTOR 2			IDEAL / BEST COMPARISON						
POS	NO	NAME	TIME	NO	NAME	TIME	POS	NO	NAME	IDEAL	BEST	DIFF
									PERFECT LAP	55.448		
1	8	ATKINSON	33.067	196	KIRSCH	22.381	1	8	ATKINSON	55.540	55.540	0.000
2	60	DOCHERTY	33.294	60	DOCHERTY	22.398	2	60	DOCHERTY	55.692	55.995	0.303
3	19	O'MARA	33.397	8	ATKINSON	22.473	3	19	O'MARA	55.901	56.068	0.167
4	50	McMULLAN	33.518	19	O'MARA	22.504	4	196	KIRSCH	55.941	55.941	0.000
5	196	KIRSCH	33.560	81	WALKER	22.562	5	50	McMULLAN	56.149	56.187	0.038
6	777	HARDY	33.727	50	McMULLAN	22.631	6	81	WALKER	56.488	56.621	0.133
7	97	PLATT	33.834	61	WALKER	22.710	7	777	HARDY	56.608	56.622	0.014
8	81	WALKER	33.926	31	MELLOR	22.778	8	97	PLATT	56.718	57.007	0.289
9	77	WHITE	34.003	77	WHITE	22.831	9	61	WALKER	56.832	56.832	0.000
10	65	BREESE	34.053	65	BREESE	22.879	10	77	WHITE	56.834	56.834	0.000
11	31	MELLOR	34.110	777	HARDY	22.881	11	31	MELLOR	56.888	56.395	-0.493
12	61	WALKER	34.122	97	PLATT	22.884	12	65	BREESE	56.932	56.932	0.000
13	48	SABBARTON	35.130	66	SMITH	23.395	13	48	SABBARTON	58.577	58.577	0.000
14	45	MARSH	35.165	48	SABBARTON	23.447	14	45	MARSH	58.732	58.934	0.202
15	69	HUSKINSON	35.294	45	MARSH	23.567	15	66	SMITH	58.756	58.822	0.066
16	66	SMITH	35.361	69	HUSKINSON	23.664	16	69	HUSKINSON	58.958	59.121	0.163
17	26	BETTRIDGE	35.421	70	WHITE	23.746	17	26	BETTRIDGE	59.243	59.396	0.153
18	87	CLEARY	35.694	26	BETTRIDGE	23.822	18	70	WHITE	59.605	59.751	0.146
19	70	WHITE	35.859	87	CLEARY	23.973	19	87	CLEARY	59.667	59.757	0.090
20	311	WARD	36.608	58	WOOD	24.488	20	88	COURT	1:01.429	1:01.552	0.123
21	88	COURT	36.835	54	SCOTT	24.544	21	311	WARD	1:01.453	1:01.833	0.380
22	18	HIGGINS	36.925	88	COURT	24.594	22	58	WOOD	1:01.631	1:01.631	0.000
23	58	WOOD	37.143	32	ROBSON	24.688	23	18	HIGGINS	1:01.694	1:01.694	0.000
24	32	ROBSON	37.172	18	HIGGINS	24.769	24	54	SCOTT	1:01.774	1:02.066	0.292
25	54	SCOTT	37.230	311	WARD	24.845	25	32	ROBSON	1:01.860	1:01.860	0.000
26	83	CHAPPELL	39.202	83	CHAPPELL	25.678	26	83	CHAPPELL	1:04.880	1:04.895	0.015
27	0	MILES	40.091	0	MILES	26.249	27	0	MILES	1:06.340	1:06.838	0.498

Weather / Track : Sunny / Dry

Results can be found at www.tsl-timing.com

Brands Hatch Indy
Circuit Length = 1.2079 miles
Start: 17:29 Flag 17:36 End: 17:37

Printed - 17:37 Sunday, 03 October 2021

BMCRC - MRO Championships 2021 - Rnd 6 @ Brands Hatch Indy

ACU Team Green Junior Cup & Senior 300

RACE 21 - STATISTICS

Competitors Started 27
Planned Start 2021-10-03 @ 17:10:00.000
Actual Start 2021-10-03 @ 17:29:21.886
Finish Time 2021-10-03 @ 17:36:02.103
Track Length 1.2079mi.
Total Laps 187
Total Distance Covered 225.8858mi.

Session Fastest Lap History

NO	CL	NAME	LAP TIME	TIME OF DAY	LAP	VEHICLE
31	J	Dylan MELLOR	57.034	17:31:21.125	2	Kawasaki NINJA 300
8	S	Phil ATKINSON	56.987	17:31:21.138	2	Kawasaki NINJA 300
19	J	James O'MARA	56.297	17:31:21.287	2	Kawasaki NINJA 300
196	J	Jack KIRSCH	56.222	17:33:14.605	4	Kawasaki NINJA 300
8	S	Phil ATKINSON	56.048	17:34:10.515	5	Kawasaki NINJA 300
60	J	Lennon DOCHERTY	55.995	17:35:07.650	6	Kawasaki NINJA 300
8	S	Phil ATKINSON	55.540	17:36:02.114	7	Kawasaki NINJA 300

Session Leader History

NO	CL	NAME	FROM LAP	LAPS LED	DISTANCE	VEHICLE
31	J	Dylan MELLOR	1	5	6.03 miles	Kawasaki NINJA 300
8	S	Phil ATKINSON	6	2	2.41 miles	Kawasaki NINJA 300

Flag History

TYPE	TIME OF DAY
GREEN	17:29:21.886
FINISH	17:36:02.103

Flag Statistics

TYPE	COUNT	TOTAL LAPS	TOTAL TIME
Green	1	7	7:39.378
Red	0	0	0.000
Safety Car	0	0	0.000
FCY	0	0	0.000

BMCRC - MRO Championships 2021 - Rnd 6 @ Brands Hatch Indy

ACU Team Green Junior Cup & Senior 300

RACE 21 - STATISTICS

CLASS : J

13 Starters

Fastest Lap History

NO	NAME	LAP TIME	TIME OF DAY	LAP	VEHICLE
31	Dylan MELLOR	57.034	17:31:21.125	2	Kawasaki NINJA 300
19	James O'MARA	56.297	17:31:21.287	2	Kawasaki NINJA 300
196	Jack KIRSCH	56.222	17:33:14.605	4	Kawasaki NINJA 300
60	Lennon DOCHERTY	55.995	17:35:07.650	6	Kawasaki NINJA 300
196	Jack KIRSCH	55.941	17:36:03.240	7	Kawasaki NINJA 300

Leader History

NO	NAME	FROM LAP	LAPS LED	DISTANCE	VEHICLE
31	Dylan MELLOR	1	6	7.24 miles	Kawasaki NINJA 300
19	James O'MARA	7	1	1.20 miles	Kawasaki NINJA 300

BMCRC - MRO Championships 2021 - Rnd 6 @ Brands Hatch Indy

ACU Team Green Junior Cup & Senior 300

RACE 21 - STATISTICS

CLASS : S

13 Starters

Fastest Lap History

NO	NAME	LAP TIME	TIME OF DAY	LAP	VEHICLE
8	Phil ATKINSON	56.987	17:31:21.138	2	Kawasaki NINJA 300
8	Phil ATKINSON	56.957	17:32:18.094	3	Kawasaki NINJA 300
8	Phil ATKINSON	56.328	17:33:14.411	4	Kawasaki NINJA 300
8	Phil ATKINSON	56.048	17:34:10.515	5	Kawasaki NINJA 300
8	Phil ATKINSON	55.540	17:36:02.114	7	Kawasaki NINJA 300

Leader History

NO	NAME	FROM LAP	LAPS LED	DISTANCE	VEHICLE
8	Phil ATKINSON	1	7	8.45 miles	Kawasaki NINJA 300

BMCRC - MRO Championships 2021 - Rnd 6 @ Brands Hatch Indy

ACU Team Green Junior Cup & Senior 300

RACE 21 - STATISTICS

CLASS : 12s

1 Starters

Fastest Lap History

NO	NAME	LAP TIME	TIME OF DAY	LAP	VEHICLE
311	Nathan-Ellis WARD	1:03.960	17:31:38.122	2	Kawasaki NINJA 300
311	Nathan-Ellis WARD	1:02.516	17:32:40.681	3	Kawasaki NINJA 300
311	Nathan-Ellis WARD	1:01.833	17:35:48.177	6	Kawasaki NINJA 300

Leader History

NO	NAME	FROM LAP	LAPS LED	DISTANCE	VEHICLE
311	Nathan-Ellis WARD	1	7	8.45 miles	Kawasaki NINJA 300

BMCRC-MRO Championships 2021



**REACTIVE PARTS MRO
POWERBIKES inc MSS
PERFORMANCE / SYNTOL
LUBRICANTS CLUBMAN 1000**

Brands Hatch Indy

2nd / 3rd October 2021



SPORTS TIMING

TIMING SOLUTIONS LTD

Results Provided by Timing Solutions Ltd

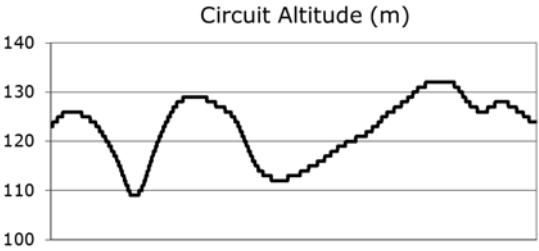
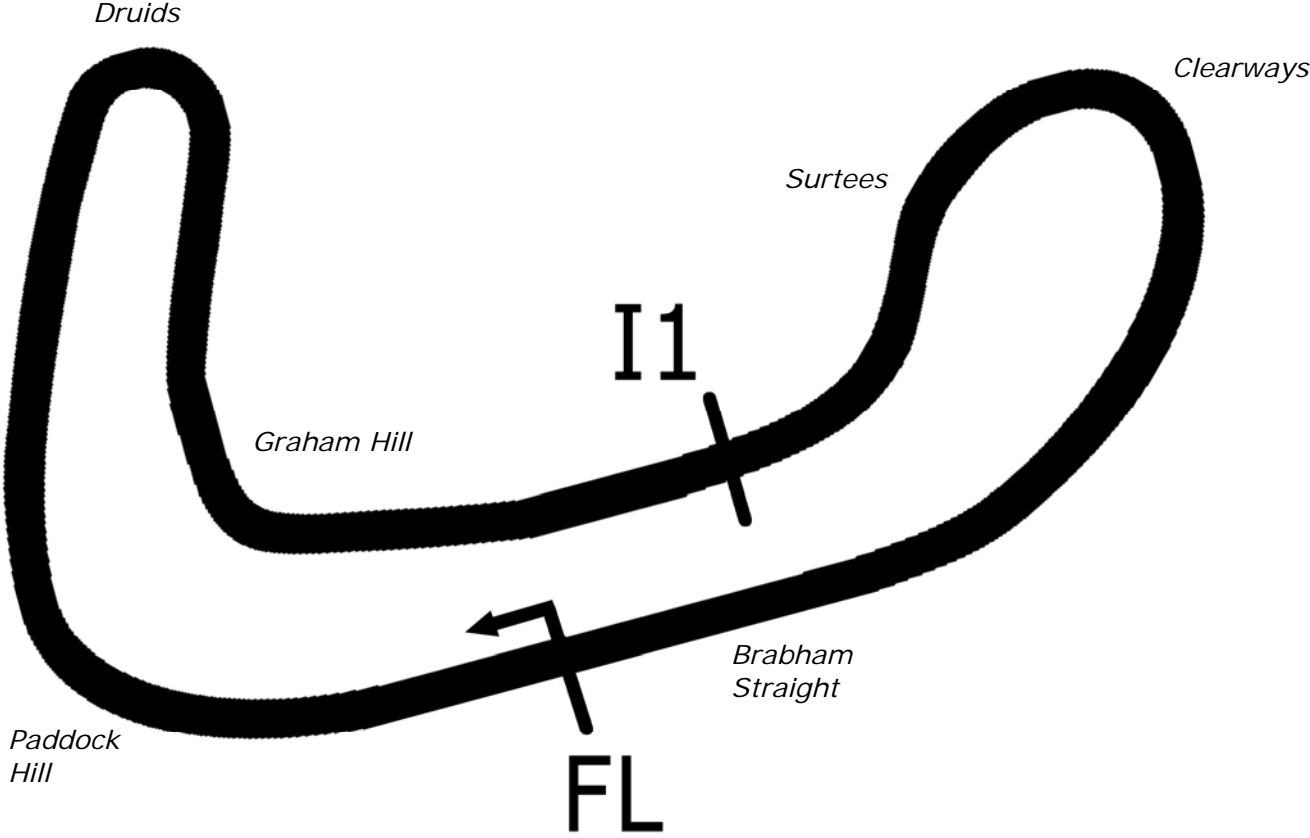
www.tsl-timing.com

Brands Hatch Indy



SPORTS TIMING

TIMING SOLUTIONS LTD



Length	1.2079 miles	1944.0 m	
FL		51.36032 N	0.26032 E
I1	1112m	51.35934 N	0.25955 E
Pit Entry	1669m	51.35911 N	0.25743 E
Pit Exit	26m after FL	51.36027 N	0.26078 E
Pit Entry–Pit Exit 277m, 16.6s @60kph, 12.4s @80kph			

BMCRC - MRO Championships 2021 - Rnd 6 @ Brands Hatch Indy

Reactive Parts MRO Powerbikes inc Clubman 1000

QUALIFYING - CLASSIFICATION



POS	NO	CL	PIC NAME	ENTRY	TIME	ON	LAPS	GAP	DIFF	MPH
1	48		1 Nicky WILSON	Suzuki GSXR 1000 - Demon GP/Haslemere Motorcycl	53.489	3	8			81.29
2	275	C	1 Mark WILBY	Suzuki GSXR1000 - Bandido Beer	54.893	6	8	1.404	1.404	79.21
3	9	C	2 Luke DIXON	BMW S1000RR -	54.916	8	8	1.427	0.023	79.18
4	2		2 Peter BAKER	Kawasaki ZX10R - Dodfrey Engineering	55.094	8	8	1.605	0.178	78.93
5	83		3 Jason SIGGS	BMW S1000RR - J Bourne Plant Repairs	55.218	5	8	1.729	0.124	78.75
6	1		4 Aiden PATMORE	BMW S1000RR - TBR performance/Iris Rigging	55.627	8	8	2.138	0.409	78.17
7	173		5 Stephen DRAPER	Kawasaki ZX10 -	55.646	5	5	2.157	0.019	78.14
8	98		6 Rick DICKINSON	BMW S1000RR - MotorcycleRaceParts.co.uk	55.672	4	4	2.183	0.026	78.11
9	13		7 Connor THOMSON	Ducati V2 - Utilligence / AH Performance	55.683	4	5	2.194	0.011	78.09
10	58	C	3 Kenny FRETWELL	Yamaha R1 - Seton Tuning	56.042	8	9	2.553	0.359	77.59
11	88	C	4 Scott HALLIDAY	Suzuki GSXR 1000 - Performance fitness gym	56.089	4	4	2.600	0.047	77.53
12	71		8 Tom NORTON	Kawasaki ZX10 -	56.748	3	4	3.259	0.659	76.63
13	35	C	5 Robert CRESSWELL	Kawasaki ZX10R - ODDJOBROB Racing	56.753	9	9	3.264	0.005	76.62
14	711		9 Ritchie THORNTON	Kawasaki ZX10R - Team 71	56.758	7	7	3.269	0.005	76.61
15	78	C	6 Jamie THOMAS	Suzuki GSXR 1000 - Team RubyRacing	56.917	3	7	3.428	0.159	76.40
16	17		10 Philip BAKER	BMW S1000RR - Paul & Justine Bushell	57.093	7	8	3.604	0.176	76.16
17	56		11 Mike SMITH	Kawasaki ZX10R - Smiffs Garage	57.247	8	8	3.758	0.154	75.96
18	139		12 Shane SMITH	Honda CBR1000 SP1 - Ridemoto.com	57.369	6	6	3.880	0.122	75.80
19	148	C	7 Aaron COLLINS	BMW S1000RR - Precision installations	57.966	11	13	4.477	0.597	75.01
20	55		13 Sam SMITH	Yamaha R1 - Steve Jordan Motorcycles	58.427	8	8	4.938	0.461	74.42
21	333		14 Andrew HOUGHTON	Yamaha R1 -	1:01.561	4	4	8.072	3.134	70.63
22	163	C	8 Steve SMULOVIC	Suzuki GSXR1000 - SFC Racing	1:03.932	6	6	10.443	2.371	68.01

* Bike 56 - Fastest lap removed - yellow flag infringement

* Bikes 9, 17 & 35 - Fastest lap removed - conduct under red flag conditions

Weather / Track : Overcast / Wet

These results are provisional until the conclusion of any judicial and technical matters.

Brands Hatch Indy

Circuit Length = 1.2079 miles

Start: 10:38 Flag 10:55 End: 10:56

Clerk Of Course :	Stewards :	Timekeeper :
-------------------	------------	--------------

Results can be found at www.tsl-timing.com

Printed - 11:02 Saturday, 02 October 2021



BMCRC - MRO Championships 2021 - Rnd 6 @ Brands Hatch Indy

Reactive Parts MRO Powerbikes inc Clubman 1000

QUALIFYING - SECTOR ANALYSIS



SECTOR 1 = FL to I1, SECTOR 2 = I1 to FL, DIFF = Difference To Personal Best Lap, P = Crossed Finish Line in Pit Lane, D = Time Disallowed

P1 48		Nicky WILSON		Suzuki GSXR 1000 - Demon GP/Haslemere Motorcycles			
IDEAL LAP TIME : 53.268		BEST LAP TIME : 53.489		DIFFERENCE : 0.221			
LAP	SECTOR 1	SECTOR 2	LAP TIME	MPH	DIFF	TIME OF DAY	
1 -	37.793	24.160	1:01.953	70.19	8.464	10:40:40.810	
2 -	33.572	21.957	55.529	78.31	2.040	10:41:36.339	
3 -	32.250	21.239	53.489 (1)	81.29		10:42:29.828	
4 -	32.135	22.976	55.111	78.90	1.622	10:43:24.939	
5 -	33.041	21.133	54.174 (2)	80.27	0.685	10:44:19.113	
6 -	36.191	21.690	57.881	75.13	4.392	10:45:16.994	
7 -	33.236	21.438	54.674	79.53	1.185	10:46:11.668	
8 -	32.238	22.346	54.584 (3)	79.66	1.095	10:47:06.252	

P2 275 C		Mark WILBY		Suzuki GSXR1000 - Bandido Beer			
IDEAL LAP TIME : 54.408		BEST LAP TIME : 54.893		DIFFERENCE : 0.485			
LAP	SECTOR 1	SECTOR 2	LAP TIME	MPH	DIFF	TIME OF DAY	
1 -	38.177	24.351	1:02.528	69.54	7.635	10:39:55.011	
2 -	34.780	22.174	56.954	76.35	2.061	10:40:51.965	
3 -	33.316	21.900	55.216 (3)	78.75	0.323	10:41:47.181	
4 -	33.007	22.308	55.315	78.61	0.422	10:42:42.496	
5 -	32.708	22.434	55.142 (2)	78.86	0.249	10:43:37.638	
6 -	33.193	21.700	54.893 (1)	79.21		10:44:32.531	
7 -	38.922	22.349	1:01.271	70.97	6.378	10:45:33.802	
8 -	33.401	22.346	55.747	78.00	0.854	10:46:29.549	

P3 9 C		Luke DIXON		BMW S1000RR -			
IDEAL LAP TIME : 54.413		BEST LAP TIME : 54.916		DIFFERENCE : 0.503			
LAP	SECTOR 1	SECTOR 2	LAP TIME	MPH	DIFF	TIME OF DAY	
1 -	36.559	23.353	59.912	72.58	4.996	10:40:25.036	
2 -	33.898	22.972	56.870	76.46	1.954	10:41:21.906	
3 -	33.456	22.852	56.308	77.22	1.392	10:42:18.214	
4 -	33.384	22.371	55.755	77.99	0.839	10:43:13.969	
5 -	32.789	21.986	54.775 D	79.39		10:44:08.744	
6 -	32.991	22.578	55.569 (3)	78.25	0.653	10:45:04.313	
7 -	33.072	22.245	55.317 (2)	78.61	0.401	10:45:59.630	
8 -	32.928	21.988	54.916 (1)	79.18		10:46:54.546	

P4 2		Peter BAKER		Kawasaki ZX10R - Dodfrey Engineering			
IDEAL LAP TIME : 54.964		BEST LAP TIME : 55.094		DIFFERENCE : 0.130			
LAP	SECTOR 1	SECTOR 2	LAP TIME	MPH	DIFF	TIME OF DAY	
1 -	36.634	23.193	59.827	72.68	4.733	10:40:41.672	
2 -	35.067	22.620	57.687	75.38	2.593	10:41:39.359	
3 -	33.546	22.009	55.555 (3)	78.27	0.461	10:42:34.914	
4 -	33.550	22.266	55.816	77.90	0.722	10:43:30.730	
5 -	34.538	22.266	56.804	76.55	1.710	10:44:27.534	
6 -	33.504	21.800	55.304 (2)	78.63	0.210	10:45:22.838	
7 -	33.882	21.948	55.830	77.89	0.736	10:46:18.668	
8 -	33.164	21.930	55.094 (1)	78.93		10:47:13.762	

Weather / Track : Overcast / Wet

Brands Hatch Indy
Circuit Length = 1.2079 miles
Start: 10:38 Flag 10:55 End: 10:56

BMCRC - MRO Championships 2021 - Rnd 6 @ Brands Hatch Indy

Reactive Parts MRO Powerbikes inc Clubman 1000

QUALIFYING - SECTOR ANALYSIS



SECTOR 1 = FL to I1, SECTOR 2 = I1 to FL, DIFF = Difference To Personal Best Lap, P = Crossed Finish Line in Pit Lane, D = Time Disallowed

P5 83 Jason SIGGS		BMW S1000RR - J Bourne Plant Repairs				
IDEAL LAP TIME : 55.218		BEST LAP TIME : 55.218		DIFFERENCE : 0.000		
LAP	SECTOR 1	SECTOR 2	LAP TIME	MPH	DIFF	TIME OF DAY
1 -	37.212	24.052	1:01.264	70.98	6.046	10:40:10.124
2 -	35.011	24.126	59.137	73.53	3.919	10:41:09.261
3 -	35.338	22.706	58.044	74.91	2.826	10:42:07.305
4 -	33.854	22.140	55.994 (2)	77.66	0.776	10:43:03.299
5 -	33.326	21.892	55.218 (1)	78.75		10:43:58.517
6 -	35.701	23.267	58.968	73.74	3.750	10:44:57.485
7 -	33.552	22.837	56.389	77.11	1.171	10:45:53.874
8 -	33.682	22.343	56.025 (3)	77.61	0.807	10:46:49.899

P6 1 Aiden PATMORE		BMW S1000RR - TBR performance/Iris Rigging				
IDEAL LAP TIME : 55.363		BEST LAP TIME : 55.627		DIFFERENCE : 0.264		
LAP	SECTOR 1	SECTOR 2	LAP TIME	MPH	DIFF	TIME OF DAY
1 -	37.838	24.671	1:02.509	69.56	6.882	10:40:06.252
2 -	37.847	24.153	1:02.000	70.13	6.373	10:41:08.252
3 -	34.421	22.635	57.056	76.21	1.429	10:42:05.308
4 -	33.660	22.114	55.774 (2)	77.96	0.147	10:43:01.082
5 -	33.934	22.441	56.375 (3)	77.13	0.748	10:43:57.457
6 -	34.487	22.989	57.476	75.65	1.849	10:44:54.933
7 -	34.401	22.326	56.727	76.65	1.100	10:45:51.660
8 -	33.656	21.971	55.627 (1)	78.17		10:46:47.287

P7 173 Stephen DRAPER		Kawasaki ZX10 -				
IDEAL LAP TIME : 55.646		BEST LAP TIME : 55.646		DIFFERENCE : 0.000		
LAP	SECTOR 1	SECTOR 2	LAP TIME	MPH	DIFF	TIME OF DAY
1 -	36.163	23.833	59.996	72.48	4.350	10:40:04.082
2 -	34.690	23.671	58.361	74.51	2.715	10:41:02.443
3 -	34.165	23.103	57.268 (3)	75.93	1.622	10:41:59.711
4 -	33.858	22.432	56.290 (2)	77.25	0.644	10:42:56.001
5 -	33.290	22.356	55.646 (1)	78.14		10:43:51.647

P8 98 Rick DICKINSON		BMW S1000RR - MotorcycleRaceParts.co.uk				
IDEAL LAP TIME : 55.672		BEST LAP TIME : 55.672		DIFFERENCE : 0.000		
LAP	SECTOR 1	SECTOR 2	LAP TIME	MPH	DIFF	TIME OF DAY
1 -	OUTLAP	23.774	1:05.988	65.89	10.316	10:41:08.569
2 -	34.939	22.201	57.140 (3)	76.10	1.468	10:42:05.709
3 -	34.220	22.103	56.323 (2)	77.20	0.651	10:43:02.032
4 -	33.641	22.031	55.672 (1)	78.11		10:43:57.704

P9 13 Connor THOMSON		Ducati V2 - Utilligence / AH Performance				
IDEAL LAP TIME : 55.603		BEST LAP TIME : 55.683		DIFFERENCE : 0.080		
LAP	SECTOR 1	SECTOR 2	LAP TIME	MPH	DIFF	TIME OF DAY
1 -	35.475	23.425	58.900	73.83	3.217	10:39:45.214
2 -	33.772	22.806	56.578 (3)	76.86	0.895	10:40:41.792
3 -	34.368	22.481	56.849	76.49	1.166	10:41:38.641
4 -	33.122	22.561	55.683 (1)	78.09		10:42:34.324
5 -	33.233	22.656	55.889 (2)	77.80	0.206	10:43:30.213

Weather / Track : Overcast / Wet

Brands Hatch Indy
Circuit Length = 1.2079 miles
Start: 10:38 Flag 10:55 End: 10:56

BMCRC - MRO Championships 2021 - Rnd 6 @ Brands Hatch Indy

Reactive Parts MRO Powerbikes inc Clubman 1000

QUALIFYING - SECTOR ANALYSIS



SECTOR 1 = FL to I1, SECTOR 2 = I1 to FL, DIFF = Difference To Personal Best Lap, P = Crossed Finish Line in Pit Lane, D = Time Disallowed

P10 58 C		Kenny FRETWELL		Yamaha R1 - Seton Tuning			
IDEAL LAP TIME : 56.042		BEST LAP TIME : 56.042		DIFFERENCE : 0.000			
LAP	SECTOR 1	SECTOR 2	LAP TIME	MPH	DIFF	TIME OF DAY	
1 -	36.362	23.366	59.728	72.80	3.686	10:39:47.795	
2 -	35.309	22.932	58.241	74.66	2.199	10:40:46.036	
3 -	34.393	23.049	57.442	75.70	1.400	10:41:43.478	
4 -	34.614	22.799	57.413	75.74	1.371	10:42:40.891	
5 -	34.204	22.573	56.777 (3)	76.59	0.735	10:43:37.668	
6 -	34.948	22.881	57.829	75.19	1.787	10:44:35.497	
7 -	36.591	22.469	59.060	73.63	3.018	10:45:34.557	
8 -	33.704	22.338	56.042 (1)	77.59		10:46:30.599	
9 -	33.850	22.680	56.530 (2)	76.92	0.488	10:47:27.129	

P11 88 C		Scott HALLIDAY		Suzuki GSXR 1000 - Performance fitness gym			
IDEAL LAP TIME : 56.089		BEST LAP TIME : 56.089		DIFFERENCE : 0.000			
LAP	SECTOR 1	SECTOR 2	LAP TIME	MPH	DIFF	TIME OF DAY	
1 -	38.156	24.147	1:02.303	69.79	6.214	10:40:41.111	
2 -	35.657	23.388	59.045 (3)	73.64	2.956	10:41:40.156	
3 -	34.249	23.329	57.578 (2)	75.52	1.489	10:42:37.734	
4 -	33.219	22.870	56.089 (1)	77.53		10:43:33.823	

P12 71		Tom NORTON		Kawasaki ZX10 -			
IDEAL LAP TIME : 56.748		BEST LAP TIME : 56.748		DIFFERENCE : 0.000			
LAP	SECTOR 1	SECTOR 2	LAP TIME	MPH	DIFF	TIME OF DAY	
1 -	35.925	23.066	58.991	73.71	2.243	10:40:45.033	
2 -	34.928	23.470	58.398 (3)	74.46	1.650	10:41:43.431	
3 -	34.316	22.432	56.748 (1)	76.63		10:42:40.179	
4 -	34.505	22.510	57.015 (2)	76.27	0.267	10:43:37.194	

P13 35 C		Robert CRESSWELL		Kawasaki ZX10R - ODDJOBROB Racing			
IDEAL LAP TIME : 56.298		BEST LAP TIME : 56.753		DIFFERENCE : 0.455			
LAP	SECTOR 1	SECTOR 2	LAP TIME	MPH	DIFF	TIME OF DAY	
1 -	37.118	24.147	1:01.265	70.98	4.512	10:39:45.638	
2 -	35.136	23.812	58.948	73.77	2.195	10:40:44.586	
3 -	35.253	23.794	59.047	73.64	2.294	10:41:43.633	
4 -	34.980	24.235	59.215	73.43	2.462	10:42:42.848	
5 -	34.479	22.891	57.370 (2)	75.79	0.617	10:43:40.218	
6 -	35.576	23.565	59.141	73.52	2.388	10:44:39.359	
7 -	34.506	22.963	57.469 (3)	75.66	0.716	10:45:36.828	
8 -	33.775	22.523	56.298 D	77.24		10:46:33.126	
9 -	33.829	22.924	56.753 (1)	76.62		10:47:29.879	

P14 711		Ritchie THORNTON		Kawasaki ZX10R - Team 71			
IDEAL LAP TIME : 56.371		BEST LAP TIME : 56.758		DIFFERENCE : 0.387			
LAP	SECTOR 1	SECTOR 2	LAP TIME	MPH	DIFF	TIME OF DAY	
1 -	38.007	24.747	1:02.754	69.29	5.996	10:40:17.322	
2 -	35.873	24.161	1:00.034	72.43	3.276	10:41:17.356	
3 -	35.884	24.138	1:00.022	72.45	3.264	10:42:17.378	
4 -	34.802	23.019	57.821 (3)	75.20	1.063	10:43:15.199	
5 -	37.015	23.057	1:00.072	72.38	3.314	10:44:15.271	
6 -	34.715	23.044	57.759 (2)	75.28	1.001	10:45:13.030	
7 -	34.123	22.635	56.758 (1)	76.61		10:46:09.788	

Weather / Track : Overcast / Wet

Brands Hatch Indy
Circuit Length = 1.2079 miles
Start: 10:38 Flag 10:55 End: 10:56

BMCRC - MRO Championships 2021 - Rnd 6 @ Brands Hatch Indy

Reactive Parts MRO Powerbikes inc Clubman 1000

QUALIFYING - SECTOR ANALYSIS



SECTOR 1 = FL to I1, SECTOR 2 = I1 to FL, DIFF = Difference To Personal Best Lap, P = Crossed Finish Line in Pit Lane, D = Time Disallowed

P15 78 C		Jamie THOMAS		Suzuki GSXR 1000 - Team RubyRacing			
IDEAL LAP TIME : 56.917		BEST LAP TIME : 56.917		DIFFERENCE : 0.000			
LAP	SECTOR 1	SECTOR 2	LAP TIME	MPH	DIFF	TIME OF DAY	
1 -	37.307	23.515	1:00.822	71.49	3.905	10:39:49.968	
2 -	34.895	22.880	57.775 (2)	75.26	0.858	10:40:47.743	
3 -	34.381	22.536	56.917 (1)	76.40		10:41:44.660	
4 -	34.541	23.876	58.417	74.44	1.500	10:42:43.077	
5 -	34.856	IN PIT	2:01.453 P	35.80	1:04.536	10:44:44.530	
6 -	OUTLAP	22.598	1:01.721	70.45	4.804	10:45:46.251	
7 -	35.046	22.923	57.969 (3)	75.01	1.052	10:46:44.220	

P16 17		Philip BAKER		BMW S1000RR - Paul & Justine Bushell			
IDEAL LAP TIME : 56.716		BEST LAP TIME : 57.093		DIFFERENCE : 0.377			
LAP	SECTOR 1	SECTOR 2	LAP TIME	MPH	DIFF	TIME OF DAY	
1 -	38.273	24.446	1:02.719	69.33	5.626	10:40:40.919	
2 -	35.003	23.319	58.322 (3)	74.56	1.229	10:41:39.241	
3 -	34.990	23.403	58.393	74.47	1.300	10:42:37.634	
4 -	34.697	23.534	58.231 (2)	74.67	1.138	10:43:35.865	
5 -	36.226	23.064	59.290	73.34	2.197	10:44:35.155	
6 -	37.544	23.088	1:00.632	71.72	3.539	10:45:35.787	
7 -	34.271	22.822	57.093 (1)	76.16		10:46:32.880	
8 -	33.894	22.932	56.826 D	76.52		10:47:29.706	

P17 56		Mike SMITH		Kawasaki ZX10R - Smiffs Garage			
IDEAL LAP TIME : 56.566		BEST LAP TIME : 57.247		DIFFERENCE : 0.681			
LAP	SECTOR 1	SECTOR 2	LAP TIME	MPH	DIFF	TIME OF DAY	
1 -	39.340	25.986	1:05.326	66.56	8.079	10:40:25.752	
2 -	36.535	24.205	1:00.740	71.59	3.493	10:41:26.492	
3 -	35.383	23.588	58.971	73.74	1.724	10:42:25.463	
4 -	34.866	23.248	58.114 (3)	74.82	0.867	10:43:23.577	
5 -	34.480	22.938	57.418 (2)	75.73	0.171	10:44:20.995	
6 -	35.186	23.691	58.877	73.85	1.630	10:45:19.872	
7 -	33.957	22.609	56.566 D	76.87		10:46:16.438	
8 -	34.111	23.136	57.247 (1)	75.96		10:47:13.685	

P18 139		Shane SMITH		Honda CBR1000 SP1 - Ridemoto.com			
IDEAL LAP TIME : 57.369		BEST LAP TIME : 57.369		DIFFERENCE : 0.000			
LAP	SECTOR 1	SECTOR 2	LAP TIME	MPH	DIFF	TIME OF DAY	
1 -	37.649	23.797	1:01.446	70.77	4.077	10:40:32.347	
2 -	36.127	23.332	59.459	73.13	2.090	10:41:31.806	
3 -	35.304	23.537	58.841 (3)	73.90	1.472	10:42:30.647	
4 -	35.028	23.126	58.154 (2)	74.77	0.785	10:43:28.801	
5 -	36.391	23.084	59.475	73.11	2.106	10:44:28.276	
6 -	34.665	22.704	57.369 (1)	75.80		10:45:25.645	

Weather / Track : Overcast / Wet

Brands Hatch Indy
Circuit Length = 1.2079 miles
Start: 10:38 Flag 10:55 End: 10:56

BMCRC - MRO Championships 2021 - Rnd 6 @ Brands Hatch Indy

Reactive Parts MRO Powerbikes inc Clubman 1000

QUALIFYING - SECTOR ANALYSIS



SECTOR 1 = FL to I1, SECTOR 2 = I1 to FL, DIFF = Difference To Personal Best Lap, P = Crossed Finish Line in Pit Lane, D = Time Disallowed

P19 148 C		Aaron COLLINS		BMW S1000RR - Precision installations			
IDEAL LAP TIME : 57.966		BEST LAP TIME : 57.966		DIFFERENCE : 0.000			
LAP	SECTOR 1	SECTOR 2	LAP TIME	MPH	DIFF	TIME OF DAY	
1 -	41.129	27.556	1:08.685	63.31	10.719	10:39:56.588	
2 -	41.445	26.251	1:07.696	64.23	9.730	10:41:04.284	
3 -	40.563	25.316	1:05.879	66.00	7.913	10:42:10.163	
4 -	38.582	24.937	1:03.519	68.46	5.553	10:43:13.682	
5 -	38.978	24.480	1:03.458	68.52	5.492	10:44:17.140	
6 -	38.430	24.254	1:02.684	69.37	4.718	10:45:19.824	
7 -	37.394	23.774	1:01.168	71.09	3.202	10:46:20.992	
8 -	36.683	23.529	1:00.212	72.22	2.246	10:47:21.204	
9 -	43.398	IN PIT	4:27.417	P 16.26	3:29.451	10:51:48.621	
10 -	OUTLAP	23.198	1:03.572	68.40	5.606	10:52:52.193	
11 -	35.268	22.698	57.966 (1)	75.01		10:53:50.159	
12 -	35.365	22.707	58.072 (2)	74.88	0.106	10:54:48.231	
13 -	35.330	22.986	58.316 (3)	74.56	0.350	10:55:46.547	

P20 55		Sam SMITH		Yamaha R1 - Steve Jordan Motorcycles			
IDEAL LAP TIME : 57.949		BEST LAP TIME : 58.427		DIFFERENCE : 0.478			
LAP	SECTOR 1	SECTOR 2	LAP TIME	MPH	DIFF	TIME OF DAY	
1 -	37.595	24.108	1:01.703	70.47	3.276	10:40:26.241	
2 -	36.480	23.893	1:00.373	72.02	1.946	10:41:26.614	
3 -	35.451	23.374	58.825	73.92	0.398	10:42:25.439	
4 -	35.361	23.953	59.314	73.31	0.887	10:43:24.753	
5 -	35.436	22.996	58.432 (2)	74.42	0.005	10:44:23.185	
6 -	35.804	23.158	58.962	73.75	0.535	10:45:22.147	
7 -	35.342	23.139	58.481 (3)	74.35	0.054	10:46:20.628	
8 -	34.953	23.474	58.427 (1)	74.42		10:47:19.055	

P21 333		Andrew HOUGHTON		Yamaha R1 -			
IDEAL LAP TIME : 1:01.244		BEST LAP TIME : 1:01.561		DIFFERENCE : 0.317			
LAP	SECTOR 1	SECTOR 2	LAP TIME	MPH	DIFF	TIME OF DAY	
1 -	OUTLAP	25.977	1:11.383	60.91	9.822	10:40:03.865	
2 -	40.519	25.854	1:06.373 (3)	65.51	4.812	10:41:10.238	
3 -	37.845	24.228	1:02.073 (2)	70.05	0.512	10:42:12.311	
4 -	37.016	24.545	1:01.561 (1)	70.63		10:43:13.872	

P22 163 C		Steve SMULOVIC		Suzuki GSXR1000 - SFC Racing			
IDEAL LAP TIME : 1:03.801		BEST LAP TIME : 1:03.932		DIFFERENCE : 0.131			
LAP	SECTOR 1	SECTOR 2	LAP TIME	MPH	DIFF	TIME OF DAY	
1 -	OUTLAP	28.602	1:16.686	56.70	12.754	10:41:10.181	
2 -	42.616	26.750	1:09.366	62.69	5.434	10:42:19.547	
3 -	40.793	26.541	1:07.334	64.58	3.402	10:43:26.881	
4 -	39.796	25.375	1:05.171 (2)	66.72	1.239	10:44:32.052	
5 -	40.735	25.141	1:05.876 (3)	66.01	1.944	10:45:37.928	
6 -	38.660	25.272	1:03.932 (1)	68.01		10:46:41.860	

Weather / Track : Overcast / Wet

Brands Hatch Indy
Circuit Length = 1.2079 miles
Start: 10:38 Flag 10:55 End: 10:56

BMCRC - MRO Championships 2021 - Rnd 6 @ Brands Hatch Indy

Reactive Parts MRO Powerbikes inc Clubman 1000

QUALIFYING - BEST SECTORS

SECTOR 1			SECTOR 2			IDEAL / BEST COMPARISON						
POS	NO	NAME	TIME	NO	NAME	TIME	POS	NO	NAME	IDEAL	BEST	DIFF
									PERFECT LAP	53.268		
1	48	WILSON	32.135	48	WILSON	21.133	1	48	WILSON	53.268	53.489	0.221
2	9	DIXON	32.427	275	WILBY	21.700	2	275	WILBY	54.408	54.893	0.485
3	275	WILBY	32.708	2	BAKER	21.800	3	9	DIXON	54.413	54.916	0.503
4	13	THOMSON	33.122	83	SIGGS	21.892	4	2	BAKER	54.964	55.094	0.130
5	2	BAKER	33.164	1	PATMORE	21.971	5	83	SIGGS	55.218	55.218	0.000
6	88	HALLIDAY	33.219	9	DIXON	21.986	6	1	PATMORE	55.363	55.627	0.264
7	173	DRAPER	33.290	98	DICKINSON	22.031	7	13	THOMSON	55.603	55.683	0.080
8	83	SIGGS	33.326	58	FRETWELL	22.338	8	173	DRAPER	55.646	55.646	0.000
9	1	PATMORE	33.392	173	DRAPER	22.356	9	98	DICKINSON	55.672	55.672	0.000
10	98	DICKINSON	33.641	71	NORTON	22.432	10	58	FRETWELL	56.042	56.042	0.000
11	58	FRETWELL	33.704	13	THOMSON	22.481	11	88	HALLIDAY	56.089	56.089	0.000
12	711	THORNTON	33.736	35	CRESSWELL	22.523	12	35	CRESSWELL	56.298	56.753	0.455
13	35	CRESSWELL	33.775	78	THOMAS	22.536	13	711	THORNTON	56.371	56.758	0.387
14	17	BAKER	33.894	56	SMITH	22.609	14	56	SMITH	56.566	57.247	0.681
15	56	SMITH	33.957	711	THORNTON	22.635	15	17	BAKER	56.716	57.093	0.377
16	71	NORTON	34.316	148	COLLINS	22.698	16	71	NORTON	56.748	56.748	0.000
17	78	THOMAS	34.381	139	SMITH	22.704	17	78	THOMAS	56.917	56.917	0.000
18	139	SMITH	34.665	17	BAKER	22.822	18	139	SMITH	57.369	57.369	0.000
19	55	SMITH	34.953	88	HALLIDAY	22.870	19	55	SMITH	57.949	58.427	0.478
20	148	COLLINS	35.268	55	SMITH	22.996	20	148	COLLINS	57.966	57.966	0.000
21	333	HOUGHTON	37.016	333	HOUGHTON	24.228	21	333	HOUGHTON	1:01.244	1:01.561	0.317
22	163	SMULOVIC	38.660	163	SMULOVIC	25.141	22	163	SMULOVIC	1:03.801	1:03.932	0.131

Weather / Track : Overcast / Wet

Results can be found at www.tsl-timing.com

Brands Hatch Indy
Circuit Length = 1.2079 miles
Start: 10:38 Flag 10:55 End: 10:56

Printed - 11:03 Saturday, 02 October 2021

BMCRC - MRO Championships 2021 - Rnd 6 @ Brands Hatch Indy

Reactive Parts MRO Powerbikes inc Clubman 1000

QUALIFYING - STATISTICS

Competitors Started	22
Planned Start	2021-10-02 @ 10:59:00.000
Actual Start	2021-10-02 @ 10:38:12.823
Finish Time	2021-10-02 @ 10:55:43.300
Track Length	1.2079mi.
Total Laps	155
Total Distance Covered	187.2315mi.

Session Fastest Lap History

NO	CL	NAME	LAP TIME	TIME OF DAY	LAP	VEHICLE
13		Connor THOMSON	58.900	10:39:45.234	1	Ducati V2
13		Connor THOMSON	56.578	10:40:41.811	2	Ducati V2
48		Nicky WILSON	55.529	10:41:36.348	2	Suzuki GSXR 1000
275	C	Mark WILBY	55.216	10:41:47.195	3	Suzuki GSXR1000
48		Nicky WILSON	53.489	10:42:29.837	3	Suzuki GSXR 1000

Flag History

TYPE	TIME OF DAY
GREEN	10:38:12.823
RED	10:47:33.457
GREEN	10:51:44.283
FINISH	10:55:43.300

Flag Statistics

TYPE	COUNT	TOTAL LAPS	TOTAL TIME
Green	2	13	14:24.627
Red	1	0	4:10.825
Safety Car	0	0	0.000
FCY	0	0	0.000

BMCRC - MRO Championships 2021 - Rnd 6 @ Brands Hatch Indy

Reactive Parts MRO Powerbikes inc Clubman 1000

QUALIFYING - STATISTICS

CLASS :

14 Starters

Fastest Lap History

NO	NAME	LAP TIME	TIME OF DAY	LAP	VEHICLE
13	Connor THOMSON	58.900	10:39:45.234	1	Ducati V2
13	Connor THOMSON	56.578	10:40:41.811	2	Ducati V2
48	Nicky WILSON	55.529	10:41:36.348	2	Suzuki GSXR 1000
48	Nicky WILSON	53.489	10:42:29.837	3	Suzuki GSXR 1000

BMCRC - MRO Championships 2021 - Rnd 6 @ Brands Hatch Indy

Reactive Parts MRO Powerbikes inc Clubman 1000

QUALIFYING - STATISTICS

CLASS : C

8 Starters

Fastest Lap History

NO	NAME	LAP TIME	TIME OF DAY	LAP	VEHICLE
35	Robert CRESSWELL	1:01.265	10:39:45.651	1	Kawasaki ZX10R
58	Kenny FRETWELL	59.728	10:39:47.815	1	Yamaha R1
35	Robert CRESSWELL	58.948	10:40:44.599	2	Kawasaki ZX10R
58	Kenny FRETWELL	58.241	10:40:46.056	2	Yamaha R1
78	Jamie THOMAS	57.775	10:40:47.767	2	Suzuki GSXR 1000
275	Mark WILBY	56.954	10:40:51.979	2	Suzuki GSXR1000
9	Luke DIXON	56.870	10:41:21.915	2	BMW S1000RR
275	Mark WILBY	55.216	10:41:47.195	3	Suzuki GSXR1000
275	Mark WILBY	55.142	10:43:37.649	5	Suzuki GSXR1000
275	Mark WILBY	54.893	10:44:32.544	6	Suzuki GSXR1000

Weather / Track : Overcast / Wet

Results can be found at www.tsl-timing.com

Page 3 of 3

Brands Hatch Indy
Circuit Length = 1.2079 miles
Start: 10:38 Flag 10:55 End: 10:56

Printed - 11:03 Saturday, 02 October 2021

BMCRC - MRO Championships 2021 - Rnd 6 @ Brands Hatch Indy

Reactive Parts MRO Powerbikes inc Clubman 1000

RACE 9 - GRID (14 Laps)



ROW 8	23	50	Dan WELFORD	22	163	Steve SMULOVIC	1:03.932
ROW 7	21	333	Andrew HOUGHTON	20	55	Sam SMITH	58.427
				19	148	Aaron COLLINS	57.966
ROW 6	18	139	Shane SMITH	17	56	Mike SMITH	57.247
				16	17	Philip BAKER	57.093
ROW 5	15	78	Jamie THOMAS	14	711	Ritchie THORNTON	56.758
				13	35	Robert CRESSWELL	56.753
ROW 4	12	71	Tom NORTON	11	88	Scott HALLIDAY	56.089
				10	58	Kenny FRETWELL	56.042
ROW 3	9	13	Connor THOMSON	8	98	Rick DICKINSON	55.672
				7	173	Stephen DRAPER	55.646
ROW 2	6	1	Aiden PATMORE	5	83	Jason SIGGS	55.218
				4	2	Peter BAKER	55.094
ROW 1	3	9	Luke DIXON	2	275	Mark WILBY	54.893
				1	48	Nicky WILSON	53.489
							Pole

Brands Hatch Indy

Circuit Length = 1.2079 miles

These results are provisional until the conclusion of any judicial and technical matters.

Clerk Of Course :	Stewards :	Timekeeper : Alan Povey
-------------------	------------	-------------------------

Results can be found at www.tsl-timing.com

Printed - 11:03 Saturday, 02 October 2021



BMCRC - MRO Championships 2021 - Rnd 6 @ Brands Hatch Indy

Reactive Parts MRO Powerbikes inc Clubman 1000

RACE 9 - CLASSIFICATION



POS	NO	CL	PIC NAME	ENTRY	LAPS	TIME	GAP	DIFF	MPH	BEST	ON
1	275	C	1 Mark WILBY	Suzuki GSXR1000 - Bandido Beer	14	13:34.618			74.73	57.095	2
2	1		1 Aiden PATMORE	BMW S1000RR - TBR performance/Iris Rigging	14	13:37.442	2.824	2.824	74.47	56.646	10
3	71		2 Tom NORTON	Kawasaki ZX10 -	14	13:39.131	4.513	1.689	74.32	56.694	11
4	48		3 Nicky WILSON	Suzuki GSXR 1000 - Demon GP/Haslemere Motorc	14	13:42.488	7.870	3.357	74.01	57.020	14
5	2		4 Peter BAKER	Kawasaki ZX10R - Dodfrey Engineering	14	13:53.454	18.836	10.966	73.04	57.894	11
6	9	C	2 Luke DIXON	BMW S1000RR -	14	13:55.875	21.257	2.421	72.83	58.204	11
7	711		5 Ritchie THORNTON	Kawasaki ZX10R - Team 71	14	14:01.227	26.609	5.352	72.37	57.527	14
8	35	C	3 Robert CRESSWELL	Kawasaki ZX10R - ODDJOBROB Racing	14	14:01.847	27.229	0.620	72.31	58.357	14
9	17		6 Philip BAKER	BMW S1000RR - Paul & Justine Bushell	14	14:08.095	33.477	6.248	71.78	58.003	12
10	83	C	4 Jason SIGGS	BMW S1000RR - J Bourne Plant Repairs	14	14:22.547	47.929	14.452	70.58	59.107	13
11	58	C	5 Kenny FRETWELL	Yamaha R1 - Seton Tuning	14	14:22.844	48.226	0.297	70.55	59.052	14
12	139		7 Shane SMITH	Honda CBR1000 SP1 - Ridemoto.com	14	14:31.039	56.421	8.195	69.89	59.245	14
13	173		8 Stephen DRAPER	Kawasaki ZX10 -	14	14:31.298	56.680	0.259	69.87	59.519	13
14	56		9 Mike SMITH	Kawasaki ZX10R - Smiffs Garage	13	13:46.149	1 Lap	1 Lap	68.42	1:00.057	11
15	88	C	6 Scott HALLIDAY	Suzuki GSXR 1000 - Performance fitness gym	13	13:52.329	1 Lap	6.180	67.92	1:01.603	12
16	78	C	7 Jamie THOMAS	Suzuki GSXR 1000 - Team RubyRacing	13	13:52.502	1 Lap	0.173	67.90	1:01.825	13
17	333		10 Andrew HOUGHTON	Yamaha R1 -	13	13:52.691	1 Lap	0.189	67.89	1:01.582	13
18	163	C	8 Steve SMULOVIC	Suzuki GSXR1000 - SFC Racing	12	14:09.330	2 Laps	1 Lap	61.44	1:07.710	12

NOT CLASSIFIED

DNF	55		Sam SMITH	Yamaha R1 - Steve Jordan Motorcycles	0						
-----	----	--	-----------	--------------------------------------	---	--	--	--	--	--	--

FASTEST LAP

1			Aiden PATMORE	BMW S1000RR - TBR performance/Iris Rigging	10	56.646		76.76 mph		123.54 kph	
275	C		Mark WILBY	Suzuki GSXR1000 - Bandido Beer	2	57.095		76.16 mph		122.57 kph	

Weather / Track : Rain / Wet

These results are provisional until the conclusion of any judicial and technical matters.

Brands Hatch Indy: 1.2079 miles
Race Distance: 14 Laps / 16.91 miles
Start: 14:40 Flag 14:54 End: 14:55

Clerk Of Course :	Stewards :	Timekeeper : Alan Povey
-------------------	------------	-------------------------

Results can be found at www.tsl-timing.com

Printed - 14:55 Saturday, 02 October 2021



BMCRC - MRO Championships 2021 - Rnd 6 @ Brands Hatch Indy

Reactive Parts MRO Powerbikes inc Clubman 1000

RACE 9 - LAP CHART

LAP 1 @ 14:41:34.106			LAP 2 @ 14:42:31.201			LAP 3 @ 14:43:28.556			LAP 4 @ 14:44:25.817			LAP 5 @ 14:45:23.056		
NO	BEHIND	LAP TIME	NO	BEHIND	LAP TIME	NO	BEHIND	LAP TIME	NO	BEHIND	LAP TIME	NO	BEHIND	LAP TIME
275		1:02.525	275		57.095	275		57.355	275		57.261	275		57.239
48	2.919	1:05.444	48	5.708	59.884	48	7.940	59.587	48	9.727	59.048	163	1 Lap	1:11.234
71	3.107	1:05.632	35	6.577	59.894	71	8.056	58.792	1	10.222	58.763	48	10.840	58.352
1	3.429	1:05.954	71	6.619	1:00.607	1	8.720	58.955	71	10.493	59.698	1	11.297	58.314
35	3.778	1:06.303	1	7.120	1:00.786	35	9.128	59.906	35	11.871	1:00.004	71	11.924	58.670
2	4.375	1:06.900	9	8.003	1:00.232	9	9.781	59.133	9	12.242	59.722	35	13.919	59.287
9	4.866	1:07.391	2	8.697	1:01.417	2	11.218	59.876	2	13.944	59.987	9	14.412	59.409
58	6.321	1:08.846	58	11.567	1:02.341	58	16.092	1:01.880	711	19.378	1:00.212	2	15.684	58.979
17	6.668	1:09.193	17	11.878	1:02.305	17	16.326	1:01.803	58	21.214	1:02.383	711	21.729	59.590
88	8.014	1:10.539	711	13.468	1:02.328	711	16.427	1:00.314	17	21.277	1:02.212	17	24.690	1:00.652
711	8.235	1:10.760	83	14.095	1:02.838	83	17.719	1:00.979	83	21.759	1:01.301	58	26.083	1:02.108
83	8.352	1:10.877	88	15.512	1:04.593	88	21.375	1:03.218	88	28.633	1:04.519	83	26.197	1:01.677
139	8.739	1:11.264	139	15.767	1:04.123	139	22.004	1:03.592	173	28.664	1:03.590	173	33.585	1:02.160
173	8.953	1:11.478	173	16.781	1:04.923	173	22.335	1:02.909	139	29.117	1:04.374	139	36.318	1:04.440
56	10.850	1:13.375	78	18.479	1:04.260	78	25.153	1:04.029	78	31.795	1:03.903	88	36.837	1:05.443
78	11.314	1:13.839	56	20.089	1:06.334	56	27.028	1:04.294	56	33.395	1:03.628	78	37.839	1:03.283
333	12.795	1:15.320	333	20.596	1:04.896	333	27.302	1:04.061	333	33.585	1:03.544	56	39.051	1:02.895
163	15.726	1:18.251	163	29.754	1:11.123	163	44.372	1:11.973				333	39.223	1:02.877

Weather / Track : Rain / Wet

Results can be found at www.tsl-timing.com

Page 1 of 3

Brands Hatch Indy
Circuit Length = 1.2079 miles
Start: 14:40 Flag 14:54 End: 14:55

Printed - 14:56 Saturday, 02 October 2021

BMCRC - MRO Championships 2021 - Rnd 6 @ Brands Hatch Indy

Reactive Parts MRO Powerbikes inc Clubman 1000

RACE 9 - LAP CHART

LAP 6 @ 14:46:21.541			LAP 7 @ 14:47:19.527			LAP 8 @ 14:48:17.419			LAP 9 @ 14:49:15.046			LAP 10 @ 14:50:13.337		
NO	BEHIND	LAP TIME	NO	BEHIND	LAP TIME	NO	BEHIND	LAP TIME	NO	BEHIND	LAP TIME	NO	BEHIND	LAP TIME
275		58.485	275		57.986	275		57.892	275		57.627	275		58.291
48	10.896	58.541	1	10.607	57.625	1	9.997	57.282	1	9.232	56.862	88	1 Lap	1:03.071
1	10.968	58.156	48	11.217	58.307	48	11.078	57.753	48	10.588	57.137	78	1 Lap	1:02.943
71	11.821	58.382	71	11.720	57.885	71	11.448	57.620	71	10.814	56.993	333	1 Lap	1:03.226
163	1 Lap	1:11.105	35	17.029	1:00.380	9	18.282	59.112	2	19.196	58.238	1	7.587	56.646
35	14.635	59.201	9	17.062	59.888	2	18.585	58.890	9	19.383	58.728	71	9.428	56.905
9	15.160	59.233	2	17.587	59.390	35	19.106	59.969	35	21.357	59.878	48	9.496	57.199
2	16.183	58.984	711	24.100	59.168	711	25.353	59.145	711	26.671	58.945	2	18.979	58.074
711	22.918	59.674	163	1 Lap	1:10.320	17	30.727	1:00.231	17	32.508	59.408	9	19.449	58.357
17	26.446	1:00.241	17	28.388	59.928	83	34.570	1:01.397	83	37.868	1:00.925	35	22.727	59.661
83	28.339	1:00.627	83	31.065	1:00.712	58	36.533	1:01.722	58	39.336	1:00.430	711	26.741	58.361
58	29.738	1:02.140	58	32.703	1:00.951	163	1 Lap	1:10.950	173	48.455	1:01.056	17	32.853	58.636
173	38.121	1:03.021	173	41.905	1:01.770	173	45.026	1:01.013	139	48.991	1:01.180	83	40.949	1:01.372
139	39.712	1:01.879	139	42.619	1:00.893	139	45.438	1:00.711	163	1 Lap	1:10.205	58	41.385	1:00.340
88	42.284	1:03.932	88	47.680	1:03.382	88	53.681	1:03.893	56	58.163	1:02.062	173	50.202	1:00.038
78	42.824	1:03.470	78	48.191	1:03.353	56	53.728	1:03.270				139	50.582	59.882
56	43.545	1:02.979	56	48.350	1:02.791	78	53.987	1:03.688						
333	43.883	1:03.145	333	48.682	1:02.785	333	54.275	1:03.485						

Weather / Track : Rain / Wet

Results can be found at www.tsl-timing.com

Page 2 of 3

Brands Hatch Indy
 Circuit Length = 1.2079 miles
 Start: 14:40 Flag 14:54 End: 14:55

Printed - 14:56 Saturday, 02 October 2021

BMCRC - MRO Championships 2021 - Rnd 6 @ Brands Hatch Indy

Reactive Parts MRO Powerbikes inc Clubman 1000

RACE 9 - LAP CHART

LAP 11 @ 14:51:11.346			LAP 12 @ 14:52:09.959			LAP 13 @ 14:53:08.073			LAP 14 @ 14:54:06.199		
NO	BEHIND	LAP TIME	NO	BEHIND	LAP TIME	NO	BEHIND	LAP TIME	NO	BEHIND	LAP TIME
275		58.009	275		58.613	275		58.114	275		58.126
56	1 Lap	1:02.307	1	5.002	57.299	1	3.672	56.784	1	2.824	57.278
88	1 Lap	1:02.709	56	1 Lap	1:00.057	71	5.663	56.694	71	4.513	56.976
163	2 Laps	1:10.241	71	7.083	57.583	56	1 Lap	1:00.815	48	7.870	57.020
78	1 Lap	1:02.715	48	9.759	58.875	48	8.976	57.331	56	1 Lap	1:01.342
333	1 Lap	1:02.411	78	1 Lap	1:02.680	88	1 Lap	1:01.603	88	1 Lap	1:02.255
1	6.316	56.738	88	1 Lap	1:03.172	78	1 Lap	1:02.514	78	1 Lap	1:01.825
71	8.113	56.694	333	1 Lap	1:03.553	333	1 Lap	1:01.806	333	1 Lap	1:01.582
48	9.497	58.010	163	2 Laps	1:08.501	2	18.329	58.154	2	18.836	58.633
2	18.864	57.894	2	18.289	58.038	9	20.171	59.023	9	21.257	59.212
9	19.644	58.204	9	19.262	58.231	163	2 Laps	1:07.717	711	26.609	57.527
35	24.528	59.810	35	25.656	59.741	35	26.998	59.456	35	27.229	58.357
711	27.520	58.788	711	27.300	58.393	711	27.208	58.022	17	33.477	58.465
17	33.538	58.694	17	32.928	58.003	17	33.138	58.324	163	2 Laps	1:07.710
58	43.856	1:00.480	58	45.572	1:00.329	83	46.666	59.107	83	47.929	59.389
83	44.005	1:01.065	83	45.673	1:00.281	58	47.300	59.842	58	48.226	59.052
173	52.251	1:00.058	173	53.570	59.932	173	54.975	59.519	139	56.421	59.245
139	52.368	59.795	139	53.898	1:00.143	139	55.302	59.518	173	56.680	59.831

Weather / Track : Rain / Wet

Results can be found at www.tsl-timing.com

Page 3 of 3

Brands Hatch Indy
Circuit Length = 1.2079 miles
Start: 14:40 Flag 14:54 End: 14:55

Printed - 14:56 Saturday, 02 October 2021

BMCRC - MRO Championships 2021 - Rnd 6 @ Brands Hatch Indy

Reactive Parts MRO Powerbikes inc Clubman 1000

RACE 9 - SECTOR ANALYSIS



SECTOR 1 = FL to I1, SECTOR 2 = I1 to FL, DIFF = Difference To Personal Best Lap, P = Crossed Finish Line in Pit Lane, D = Time Disallowed

P1 275 C		Mark WILBY		Suzuki GSXR1000 - Bandido Beer		
IDEAL LAP TIME : 56.765		BEST LAP TIME : 57.095		DIFFERENCE : 0.330		
LAP	SECTOR 1	SECTOR 2	LAP TIME	MPH	DIFF	TIME OF DAY
1 -		23.057	1:02.525	69.54	5.430	14:41:34.106
2 -	34.143	22.952	57.095 (1)	76.16		14:42:31.201
3 -	34.733	22.622	57.355	75.81	0.260	14:43:28.556
4 -	34.487	22.774	57.261 (3)	75.94	0.166	14:44:25.817
5 -	34.395	22.844	57.239 (2)	75.97	0.144	14:45:23.056
6 -	35.338	23.147	58.485	74.35	1.390	14:46:21.541
7 -	35.006	22.980	57.986	74.99	0.891	14:47:19.527
8 -	34.878	23.014	57.892	75.11	0.797	14:48:17.419
9 -	34.643	22.984	57.627	75.46	0.532	14:49:15.046
10 -	34.812	23.479	58.291	74.60	1.196	14:50:13.337
11 -	34.975	23.034	58.009	74.96	0.914	14:51:11.346
12 -	34.988	23.625	58.613	74.19	1.518	14:52:09.959
13 -	35.121	22.993	58.114	74.82	1.019	14:53:08.073
14 -	35.040	23.086	58.126	74.81	1.031	14:54:06.199

P2 1		Aiden PATMORE		BMW S1000RR - TBR performance/Iris Rigging		
IDEAL LAP TIME : 56.646		BEST LAP TIME : 56.646		DIFFERENCE : 0.000		
LAP	SECTOR 1	SECTOR 2	LAP TIME	MPH	DIFF	TIME OF DAY
1 -		24.467	1:05.954	65.93	9.308	14:41:37.535
2 -	36.759	24.027	1:00.786	71.53	4.140	14:42:38.321
3 -	35.467	23.488	58.955	73.76	2.309	14:43:37.276
4 -	35.477	23.286	58.763	74.00	2.117	14:44:36.039
5 -	34.898	23.416	58.314	74.57	1.668	14:45:34.353
6 -	34.790	23.366	58.156	74.77	1.510	14:46:32.509
7 -	34.731	22.894	57.625	75.46	0.979	14:47:30.134
8 -	34.341	22.941	57.282	75.91	0.636	14:48:27.416
9 -	34.272	22.590	56.862	76.47	0.216	14:49:24.278
10 -	34.057	22.589	56.646 (1)	76.76		14:50:20.924
11 -	34.105	22.633	56.738 (2)	76.64	0.092	14:51:17.662
12 -	34.586	22.713	57.299	75.89	0.653	14:52:14.961
13 -	34.148	22.636	56.784 (3)	76.58	0.138	14:53:11.745
14 -	34.567	22.711	57.278	75.92	0.632	14:54:09.023

P3 71		Tom NORTON		Kawasaki ZX10 -		
IDEAL LAP TIME : 56.491		BEST LAP TIME : 56.694		DIFFERENCE : 0.203		
LAP	SECTOR 1	SECTOR 2	LAP TIME	MPH	DIFF	TIME OF DAY
1 -		23.888	1:05.632	66.25	8.938	14:41:37.213
2 -	36.936	23.671	1:00.607	71.75	3.913	14:42:37.820
3 -	35.260	23.532	58.792	73.96	2.098	14:43:36.612
4 -	36.402	23.296	59.698	72.84	3.004	14:44:36.310
5 -	35.550	23.120	58.670	74.11	1.976	14:45:34.980
6 -	35.077	23.305	58.382	74.48	1.688	14:46:33.362
7 -	34.910	22.975	57.885	75.12	1.191	14:47:31.247
8 -	34.900	22.720	57.620	75.47	0.926	14:48:28.867
9 -	34.517	22.476	56.993	76.30	0.299	14:49:25.860
10 -	34.182	22.723	56.905 (3)	76.41	0.211	14:50:22.765
11 -	34.385	22.309	56.694 (1)	76.70		14:51:19.459
12 -	34.698	22.885	57.583	75.51	0.889	14:52:17.042
13 -	34.322	22.372	56.694 (1)	76.70		14:53:13.736
14 -	34.451	22.525	56.976	76.32	0.282	14:54:10.712

Weather / Track : Rain / Wet

Brands Hatch Indy
Circuit Length = 1.2079 miles
Start: 14:40 Flag 14:54 End: 14:55

BMCRC - MRO Championships 2021 - Rnd 6 @ Brands Hatch Indy

Reactive Parts MRO Powerbikes inc Clubman 1000

RACE 9 - SECTOR ANALYSIS



SECTOR 1 = FL to I1, SECTOR 2 = I1 to FL, DIFF = Difference To Personal Best Lap, P = Crossed Finish Line in Pit Lane, D = Time Disallowed

P4 48		Nicky WILSON		Suzuki GSXR 1000 - Demon GP/Haslemere Motorcycles		
IDEAL LAP TIME : 56.877		BEST LAP TIME : 57.020		DIFFERENCE : 0.143		
LAP	SECTOR 1	SECTOR 2	LAP TIME	MPH	DIFF	TIME OF DAY
1 -		24.526	1:05.444	66.44	8.424	14:41:37.025
2 -	36.143	23.741	59.884	72.61	2.864	14:42:36.909
3 -	35.744	23.843	59.587	72.97	2.567	14:43:36.496
4 -	35.264	23.784	59.048	73.64	2.028	14:44:35.544
5 -	34.921	23.431	58.352	74.52	1.332	14:45:33.896
6 -	34.825	23.716	58.541	74.28	1.521	14:46:32.437
7 -	35.115	23.192	58.307	74.58	1.287	14:47:30.744
8 -	34.420	23.333	57.753	75.29	0.733	14:48:28.497
9 -	34.160	22.977	57.137 (2)	76.10	0.117	14:49:25.634
10 -	34.071	23.128	57.199 (3)	76.02	0.179	14:50:22.833
11 -	34.957	23.053	58.010	74.96	0.990	14:51:20.843
12 -	35.280	23.595	58.875	73.86	1.855	14:52:19.718
13 -	34.336	22.995	57.331	75.85	0.311	14:53:17.049
14 -	34.214	22.806	57.020 (1)	76.26		14:54:14.069

P5 2		Peter BAKER		Kawasaki ZX10R - Dodfrey Engineering		
IDEAL LAP TIME : 57.894		BEST LAP TIME : 57.894		DIFFERENCE : 0.000		
LAP	SECTOR 1	SECTOR 2	LAP TIME	MPH	DIFF	TIME OF DAY
1 -		24.625	1:06.900	65.00	9.006	14:41:38.481
2 -	36.949	24.468	1:01.417	70.80	3.523	14:42:39.898
3 -	35.861	24.015	59.876	72.62	1.982	14:43:39.774
4 -	36.218	23.769	59.987	72.49	2.093	14:44:39.761
5 -	35.499	23.480	58.979	73.73	1.085	14:45:38.740
6 -	35.449	23.535	58.984	73.72	1.090	14:46:37.724
7 -	35.857	23.533	59.390	73.22	1.496	14:47:37.114
8 -	35.257	23.633	58.890	73.84	0.996	14:48:36.004
9 -	34.759	23.479	58.238	74.66	0.344	14:49:34.242
10 -	34.827	23.247	58.074 (3)	74.88	0.180	14:50:32.316
11 -	34.650	23.244	57.894 (1)	75.11		14:51:30.210
12 -	34.688	23.350	58.038 (2)	74.92	0.144	14:52:28.248
13 -	34.866	23.288	58.154	74.77	0.260	14:53:26.402
14 -	35.224	23.409	58.633	74.16	0.739	14:54:25.035

P6 9 C		Luke DIXON		BMW S1000RR -		
IDEAL LAP TIME : 58.072		BEST LAP TIME : 58.204		DIFFERENCE : 0.132		
LAP	SECTOR 1	SECTOR 2	LAP TIME	MPH	DIFF	TIME OF DAY
1 -		24.844	1:07.391	64.52	9.187	14:41:38.972
2 -	36.349	23.883	1:00.232	72.19	2.028	14:42:39.204
3 -	35.699	23.434	59.133	73.53	0.929	14:43:38.337
4 -	35.814	23.908	59.722	72.81	1.518	14:44:38.059
5 -	35.672	23.737	59.409	73.19	1.205	14:45:37.468
6 -	35.601	23.632	59.233	73.41	1.029	14:46:36.701
7 -	36.353	23.535	59.888	72.61	1.684	14:47:36.589
8 -	35.447	23.665	59.112	73.56	0.908	14:48:35.701
9 -	35.337	23.391	58.728	74.04	0.524	14:49:34.429
10 -	35.072	23.285	58.357 (3)	74.51	0.153	14:50:32.786
11 -	35.080	23.124	58.204 (1)	74.71		14:51:30.990
12 -	34.948	23.283	58.231 (2)	74.67	0.027	14:52:29.221
13 -	35.600	23.423	59.023	73.67	0.819	14:53:28.244
14 -	35.620	23.592	59.212	73.44	1.008	14:54:27.456

Weather / Track : Rain / Wet

Brands Hatch Indy
Circuit Length = 1.2079 miles
Start: 14:40 Flag 14:54 End: 14:55

BMCRC - MRO Championships 2021 - Rnd 6 @ Brands Hatch Indy

Reactive Parts MRO Powerbikes inc Clubman 1000

RACE 9 - SECTOR ANALYSIS



SECTOR 1 = FL to I1, SECTOR 2 = I1 to FL, DIFF = Difference To Personal Best Lap, P = Crossed Finish Line in Pit Lane, D = Time Disallowed

P7 711		Ritchie THORNTON		Kawasaki ZX10R - Team 71		
IDEAL LAP TIME : 57.527		BEST LAP TIME : 57.527		DIFFERENCE : 0.000		
LAP	SECTOR 1	SECTOR 2	LAP TIME	MPH	DIFF	TIME OF DAY
1 -		25.940	1:10.760	61.45	13.233	14:41:42.341
2 -	37.680	24.648	1:02.328	69.76	4.801	14:42:44.669
3 -	36.173	24.141	1:00.314	72.09	2.787	14:43:44.983
4 -	36.102	24.110	1:00.212	72.22	2.685	14:44:45.195
5 -	35.654	23.936	59.590	72.97	2.063	14:45:44.785
6 -	35.678	23.996	59.674	72.87	2.147	14:46:44.459
7 -	35.300	23.868	59.168	73.49	1.641	14:47:43.627
8 -	35.293	23.852	59.145	73.52	1.618	14:48:42.772
9 -	35.289	23.656	58.945	73.77	1.418	14:49:41.717
10 -	35.152	23.209	58.361 (3)	74.51	0.834	14:50:40.078
11 -	35.191	23.597	58.788	73.97	1.261	14:51:38.866
12 -	35.129	23.264	58.393	74.47	0.866	14:52:37.259
13 -	34.854	23.168	58.022 (2)	74.94	0.495	14:53:35.281
14 -	34.632	22.895	57.527 (1)	75.59		14:54:32.808

P8 35 C		Robert CRESSWELL		Kawasaki ZX10R - ODDJOBROB Racing		
IDEAL LAP TIME : 58.357		BEST LAP TIME : 58.357		DIFFERENCE : 0.000		
LAP	SECTOR 1	SECTOR 2	LAP TIME	MPH	DIFF	TIME OF DAY
1 -		24.287	1:06.303	65.58	7.946	14:41:37.884
2 -	36.173	23.721	59.894	72.60	1.537	14:42:37.778
3 -	36.372	23.534	59.906	72.59	1.549	14:43:37.684
4 -	36.247	23.757	1:00.004	72.47	1.647	14:44:37.688
5 -	35.752	23.535	59.287 (3)	73.34	0.930	14:45:36.975
6 -	35.682	23.519	59.201 (2)	73.45	0.844	14:46:36.176
7 -	36.504	23.876	1:00.380	72.02	2.023	14:47:36.556
8 -	36.445	23.524	59.969	72.51	1.612	14:48:36.525
9 -	35.872	24.006	59.878	72.62	1.521	14:49:36.403
10 -	35.874	23.787	59.661	72.88	1.304	14:50:36.064
11 -	35.946	23.864	59.810	72.70	1.453	14:51:35.874
12 -	36.028	23.713	59.741	72.79	1.384	14:52:35.615
13 -	35.778	23.678	59.456	73.13	1.099	14:53:35.071
14 -	35.044	23.313	58.357 (1)	74.51		14:54:33.428

P9 17		Philip BAKER		BMW S1000RR - Paul & Justine Bushell		
IDEAL LAP TIME : 58.003		BEST LAP TIME : 58.003		DIFFERENCE : 0.000		
LAP	SECTOR 1	SECTOR 2	LAP TIME	MPH	DIFF	TIME OF DAY
1 -		25.672	1:09.193	62.84	11.190	14:41:40.774
2 -	37.810	24.495	1:02.305	69.79	4.302	14:42:43.079
3 -	37.126	24.677	1:01.803	70.36	3.800	14:43:44.882
4 -	37.461	24.751	1:02.212	69.89	4.209	14:44:47.094
5 -	36.416	24.236	1:00.652	71.69	2.649	14:45:47.746
6 -	36.226	24.015	1:00.241	72.18	2.238	14:46:47.987
7 -	36.076	23.852	59.928	72.56	1.925	14:47:47.915
8 -	36.435	23.796	1:00.231	72.19	2.228	14:48:48.146
9 -	35.849	23.559	59.408	73.19	1.405	14:49:47.554
10 -	35.167	23.469	58.636	74.16	0.633	14:50:46.190
11 -	35.220	23.474	58.694	74.08	0.691	14:51:44.884
12 -	34.785	23.218	58.003 (1)	74.97		14:52:42.887
13 -	35.085	23.239	58.324 (2)	74.55	0.321	14:53:41.211
14 -	34.913	23.552	58.465 (3)	74.37	0.462	14:54:39.676

Weather / Track : Rain / Wet

Brands Hatch Indy
Circuit Length = 1.2079 miles
Start: 14:40 Flag 14:54 End: 14:55

BMCRC - MRO Championships 2021 - Rnd 6 @ Brands Hatch Indy

Reactive Parts MRO Powerbikes inc Clubman 1000

RACE 9 - SECTOR ANALYSIS



SECTOR 1 = FL to I1, SECTOR 2 = I1 to FL, DIFF = Difference To Personal Best Lap, P = Crossed Finish Line in Pit Lane, D = Time Disallowed

P10 83 C		Jason SIGGS		BMW S1000RR - J Bourne Plant Repairs		
IDEAL LAP TIME : 59.063		BEST LAP TIME : 59.107		DIFFERENCE : 0.044		
LAP	SECTOR 1	SECTOR 2	LAP TIME	MPH	DIFF	TIME OF DAY
1 -		26.252	1:10.877	61.35	11.770	14:41:42.458
2 -	37.919	24.919	1:02.838	69.20	3.731	14:42:45.296
3 -	36.643	24.336	1:00.979	71.31	1.872	14:43:46.275
4 -	36.994	24.307	1:01.301	70.93	2.194	14:44:47.576
5 -	37.136	24.541	1:01.677	70.50	2.570	14:45:49.253
6 -	36.436	24.191	1:00.627	71.72	1.520	14:46:49.880
7 -	36.413	24.299	1:00.712	71.62	1.605	14:47:50.592
8 -	37.109	24.288	1:01.397	70.82	2.290	14:48:51.989
9 -	36.456	24.469	1:00.925	71.37	1.818	14:49:52.914
10 -	36.947	24.425	1:01.372	70.85	2.265	14:50:54.286
11 -	36.983	24.082	1:01.065	71.21	1.958	14:51:55.351
12 -	36.426	23.855	1:00.281 (3)	72.13	1.174	14:52:55.632
13 -	35.440	23.667	59.107 (1)	73.57		14:53:54.739
14 -	35.396	23.993	59.389 (2)	73.22	0.282	14:54:54.128

P11 58 C		Kenny FRETWELL		Yamaha R1 - Seton Tuning		
IDEAL LAP TIME : 59.052		BEST LAP TIME : 59.052		DIFFERENCE : 0.000		
LAP	SECTOR 1	SECTOR 2	LAP TIME	MPH	DIFF	TIME OF DAY
1 -		25.579	1:08.846	63.16	9.794	14:41:40.427
2 -	37.297	25.044	1:02.341	69.75	3.289	14:42:42.768
3 -	37.003	24.877	1:01.880	70.27	2.828	14:43:44.648
4 -	37.332	25.051	1:02.383	69.70	3.331	14:44:47.031
5 -	37.374	24.734	1:02.108	70.01	3.056	14:45:49.139
6 -	37.352	24.788	1:02.140	69.98	3.088	14:46:51.279
7 -	36.595	24.356	1:00.951	71.34	1.899	14:47:52.230
8 -	36.993	24.729	1:01.722	70.45	2.670	14:48:53.952
9 -	36.283	24.147	1:00.430	71.96	1.378	14:49:54.382
10 -	36.168	24.172	1:00.340	72.06	1.288	14:50:54.722
11 -	36.258	24.222	1:00.480	71.90	1.428	14:51:55.202
12 -	36.215	24.114	1:00.329 (3)	72.08	1.277	14:52:55.531
13 -	36.031	23.811	59.842 (2)	72.66	0.790	14:53:55.373
14 -	35.329	23.723	59.052 (1)	73.64		14:54:54.425

P12 139		Shane SMITH		Honda CBR1000 SP1 - Ridemoto.com		
IDEAL LAP TIME : 59.021		BEST LAP TIME : 59.245		DIFFERENCE : 0.224		
LAP	SECTOR 1	SECTOR 2	LAP TIME	MPH	DIFF	TIME OF DAY
1 -		26.153	1:11.264	61.02	12.019	14:41:42.845
2 -	38.653	25.470	1:04.123	67.81	4.878	14:42:46.968
3 -	38.305	25.287	1:03.592	68.38	4.347	14:43:50.560
4 -	38.864	25.510	1:04.374	67.55	5.129	14:44:54.934
5 -	38.948	25.492	1:04.440	67.48	5.195	14:45:59.374
6 -	37.492	24.387	1:01.879	70.27	2.634	14:47:01.253
7 -	36.763	24.130	1:00.893	71.41	1.648	14:48:02.146
8 -	36.613	24.098	1:00.711	71.62	1.466	14:49:02.857
9 -	36.854	24.326	1:01.180	71.07	1.935	14:50:04.037
10 -	35.954	23.928	59.882	72.61	0.637	14:51:03.919
11 -	35.858	23.937	59.795 (3)	72.72	0.550	14:52:03.714
12 -	36.361	23.782	1:00.143	72.30	0.898	14:53:03.857
13 -	35.742	23.776	59.518 (2)	73.06	0.273	14:54:03.375
14 -	35.966	23.279	59.245 (1)	73.40		14:55:02.620

Weather / Track : Rain / Wet

Brands Hatch Indy
Circuit Length = 1.2079 miles
Start: 14:40 Flag 14:54 End: 14:55

BMCRC - MRO Championships 2021 - Rnd 6 @ Brands Hatch Indy

Reactive Parts MRO Powerbikes inc Clubman 1000

RACE 9 - SECTOR ANALYSIS



SECTOR 1 = FL to I1, SECTOR 2 = I1 to FL, DIFF = Difference To Personal Best Lap, P = Crossed Finish Line in Pit Lane, D = Time Disallowed

P13 173		Stephen DRAPER		Kawasaki ZX10 -		
IDEAL LAP TIME : 59.507		BEST LAP TIME : 59.519		DIFFERENCE : 0.012		
LAP	SECTOR 1	SECTOR 2	LAP TIME	MPH	DIFF	TIME OF DAY
1 -		26.196	1:11.478	60.83	11.959	14:41:43.059
2 -	39.077	25.846	1:04.923	66.98	5.404	14:42:47.982
3 -	37.915	24.994	1:02.909	69.12	3.390	14:43:50.891
4 -	37.974	25.616	1:03.590	68.38	4.071	14:44:54.481
5 -	37.058	25.102	1:02.160	69.95	2.641	14:45:56.641
6 -	37.746	25.275	1:03.021	69.00	3.502	14:46:59.662
7 -	37.287	24.483	1:01.770	70.39	2.251	14:48:01.432
8 -	36.638	24.375	1:01.013	71.27	1.494	14:49:02.445
9 -	36.677	24.379	1:01.056	71.22	1.537	14:50:03.501
10 -	36.048	23.990	1:00.038	72.43	0.519	14:51:03.539
11 -	35.750	24.308	1:00.058	72.40	0.539	14:52:03.597
12 -	35.951	23.981	59.932 (3)	72.55	0.413	14:53:03.529
13 -	35.588	23.931	59.519 (1)	73.06		14:54:03.048
14 -	35.912	23.919	59.831 (2)	72.68	0.312	14:55:02.879

P14 56		Mike SMITH		Kawasaki ZX10R - Smiffs Garage		
IDEAL LAP TIME : 1:00.057		BEST LAP TIME : 1:00.057		DIFFERENCE : 0.000		
LAP	SECTOR 1	SECTOR 2	LAP TIME	MPH	DIFF	TIME OF DAY
1 -		27.470	1:13.375	59.26	13.318	14:41:44.956
2 -	39.870	26.464	1:06.334	65.55	6.277	14:42:51.290
3 -	38.392	25.902	1:04.294	67.63	4.237	14:43:55.584
4 -	37.976	25.652	1:03.628	68.34	3.571	14:44:59.212
5 -	37.517	25.378	1:02.895	69.14	2.838	14:46:02.107
6 -	37.755	25.224	1:02.979	69.04	2.922	14:47:05.086
7 -	37.416	25.375	1:02.791	69.25	2.734	14:48:07.877
8 -	37.896	25.374	1:03.270	68.73	3.213	14:49:11.147
9 -	37.165	24.897	1:02.062	70.06	2.005	14:50:13.209
10 -	36.801	25.506	1:02.307	69.79	2.250	14:51:15.516
11 -	35.945	24.112	1:00.057 (1)	72.40		14:52:15.573
12 -	36.305	24.510	1:00.815 (2)	71.50	0.758	14:53:16.388
13 -	36.600	24.742	1:01.342 (3)	70.89	1.285	14:54:17.730

P15 88 C		Scott HALLIDAY		Suzuki GSXR 1000 - Performance fitness gym		
IDEAL LAP TIME : 1:01.589		BEST LAP TIME : 1:01.603		DIFFERENCE : 0.014		
LAP	SECTOR 1	SECTOR 2	LAP TIME	MPH	DIFF	TIME OF DAY
1 -		26.191	1:10.539	61.64	8.936	14:41:42.120
2 -	38.930	25.663	1:04.593	67.32	2.990	14:42:46.713
3 -	37.788	25.430	1:03.218	68.78	1.615	14:43:49.931
4 -	38.658	25.861	1:04.519	67.40	2.916	14:44:54.450
5 -	39.102	26.341	1:05.443	66.44	3.840	14:45:59.893
6 -	38.596	25.336	1:03.932	68.01	2.329	14:47:03.825
7 -	38.011	25.371	1:03.382	68.60	1.779	14:48:07.207
8 -	38.339	25.554	1:03.893	68.06	2.290	14:49:11.100
9 -	37.934	25.137	1:03.071	68.94	1.468	14:50:14.171
10 -	37.264	25.445	1:02.709 (3)	69.34	1.106	14:51:16.880
11 -	37.094	26.078	1:03.172	68.83	1.569	14:52:20.052
12 -	37.108	24.495	1:01.603 (1)	70.59		14:53:21.655
13 -	37.409	24.846	1:02.255 (2)	69.85	0.652	14:54:23.910

Weather / Track : Rain / Wet

Brands Hatch Indy
Circuit Length = 1.2079 miles
Start: 14:40 Flag 14:54 End: 14:55

BMCRC - MRO Championships 2021 - Rnd 6 @ Brands Hatch Indy

Reactive Parts MRO Powerbikes inc Clubman 1000

RACE 9 - SECTOR ANALYSIS



SECTOR 1 = FL to I1, SECTOR 2 = I1 to FL, DIFF = Difference To Personal Best Lap, P = Crossed Finish Line in Pit Lane, D = Time Disallowed

P16 78 C		Jamie THOMAS		Suzuki GSXR 1000 - Team RubyRacing		
IDEAL LAP TIME : 1:01.825		BEST LAP TIME : 1:01.825		DIFFERENCE : 0.000		
LAP	SECTOR 1	SECTOR 2	LAP TIME	MPH	DIFF	TIME OF DAY
1 -		26.090	1:13.839	58.89	12.014	14:41:45.420
2 -	38.760	25.500	1:04.260	67.67	2.435	14:42:49.680
3 -	38.799	25.230	1:04.029	67.91	2.204	14:43:53.709
4 -	38.354	25.549	1:03.903	68.05	2.078	14:44:57.612
5 -	38.243	25.040	1:03.283	68.71	1.458	14:46:00.895
6 -	38.467	25.003	1:03.470	68.51	1.645	14:47:04.365
7 -	38.001	25.352	1:03.353	68.64	1.528	14:48:07.718
8 -	38.225	25.463	1:03.688	68.27	1.863	14:49:11.406
9 -	38.025	24.918	1:02.943	69.08	1.118	14:50:14.349
10 -	37.431	25.284	1:02.715	69.33	0.890	14:51:17.064
11 -	37.423	25.257	1:02.680 (3)	69.37	0.855	14:52:19.744
12 -	37.848	24.666	1:02.514 (2)	69.56	0.689	14:53:22.258
13 -	37.231	24.594	1:01.825 (1)	70.33		14:54:24.083

P17 333		Andrew HOUGHTON		Yamaha R1 -		
IDEAL LAP TIME : 1:01.494		BEST LAP TIME : 1:01.582		DIFFERENCE : 0.088		
LAP	SECTOR 1	SECTOR 2	LAP TIME	MPH	DIFF	TIME OF DAY
1 -		26.576	1:15.320	57.73	13.738	14:41:46.901
2 -	39.567	25.329	1:04.896	67.00	3.314	14:42:51.797
3 -	38.989	25.072	1:04.061	67.88	2.479	14:43:55.858
4 -	38.756	24.788	1:03.544	68.43	1.962	14:44:59.402
5 -	38.145	24.732	1:02.877	69.16	1.295	14:46:02.279
6 -	38.560	24.585	1:03.145	68.86	1.563	14:47:05.424
7 -	37.776	25.009	1:02.785	69.26	1.203	14:48:08.209
8 -	38.554	24.931	1:03.485	68.49	1.903	14:49:11.694
9 -	38.368	24.858	1:03.226	68.77	1.644	14:50:14.920
10 -	37.860	24.551	1:02.411 (3)	69.67	0.829	14:51:17.331
11 -	38.897	24.656	1:03.553	68.42	1.971	14:52:20.884
12 -	37.412	24.394	1:01.806 (2)	70.35	0.224	14:53:22.690
13 -	37.100	24.482	1:01.582 (1)	70.61		14:54:24.272

P18 163 C		Steve SMULOVIC		Suzuki GSXR1000 - SFC Racing		
IDEAL LAP TIME : 1:07.682		BEST LAP TIME : 1:07.710		DIFFERENCE : 0.028		
LAP	SECTOR 1	SECTOR 2	LAP TIME	MPH	DIFF	TIME OF DAY
1 -		28.650	1:18.251	55.57	10.541	14:41:49.832
2 -	42.872	28.251	1:11.123	61.14	3.413	14:43:00.955
3 -	43.810	28.163	1:11.973	60.41	4.263	14:44:12.928
4 -	43.269	27.965	1:11.234	61.04	3.524	14:45:24.162
5 -	43.319	27.786	1:11.105	61.15	3.395	14:46:35.267
6 -	42.602	27.718	1:10.320	61.84	2.610	14:47:45.587
7 -	43.189	27.761	1:10.950	61.29	3.240	14:48:56.537
8 -	42.889	27.316	1:10.205	61.94	2.495	14:50:06.742
9 -	42.614	27.627	1:10.241	61.90	2.531	14:51:16.983
10 -	41.377	27.124	1:08.501 (3)	63.48	0.791	14:52:25.484
11 -	41.240	26.477	1:07.717 (2)	64.21	0.007	14:53:33.201
12 -	41.205	26.505	1:07.710 (1)	64.22		14:54:40.911

Weather / Track : Rain / Wet

Brands Hatch Indy
Circuit Length = 1.2079 miles
Start: 14:40 Flag 14:54 End: 14:55

BMCRC - MRO Championships 2021 - Rnd 6 @ Brands Hatch Indy

Reactive Parts MRO Powerbikes inc Clubman 1000

RACE 9 - BEST SECTORS

SECTOR 1			SECTOR 2			IDEAL / BEST COMPARISON						
POS	NO	NAME	TIME	NO	NAME	TIME	POS	NO	NAME	IDEAL	BEST	DIFF
									PERFECT LAP	56.366		
1	1	PATMORE	34.057	71	NORTON	22.309	1	71	NORTON	56.491	56.694	0.203
2	48	WILSON	34.071	1	PATMORE	22.589	2	1	PATMORE	56.646	56.646	0.000
3	275	WILBY	34.143	275	WILBY	22.622	3	275	WILBY	56.765	57.095	0.330
4	71	NORTON	34.182	48	WILSON	22.806	4	48	WILSON	56.877	57.020	0.143
5	711	THORNTON	34.632	711	THORNTON	22.895	5	711	THORNTON	57.527	57.527	0.000
6	2	BAKER	34.650	9	DIXON	23.124	6	2	BAKER	57.894	57.894	0.000
7	17	BAKER	34.785	17	BAKER	23.218	7	17	BAKER	58.003	58.003	0.000
8	9	DIXON	34.948	2	BAKER	23.244	8	9	DIXON	58.072	58.204	0.132
9	35	CRESSWELL	35.044	139	SMITH	23.279	9	35	CRESSWELL	58.357	58.357	0.000
10	58	FRETWELL	35.329	35	CRESSWELL	23.313	10	139	SMITH	59.021	59.245	0.224
11	83	SIGGS	35.396	83	SIGGS	23.667	11	58	FRETWELL	59.052	59.052	0.000
12	173	DRAPER	35.588	58	FRETWELL	23.723	12	83	SIGGS	59.063	59.107	0.044
13	139	SMITH	35.742	173	DRAPER	23.919	13	173	DRAPER	59.507	59.519	0.012
14	56	SMITH	35.945	56	SMITH	24.112	14	56	SMITH	1:00.057	1:00.057	0.000
15	88	HALLIDAY	37.094	333	HOUGHTON	24.394	15	333	HOUGHTON	1:01.494	1:01.582	0.088
16	333	HOUGHTON	37.100	88	HALLIDAY	24.495	16	88	HALLIDAY	1:01.589	1:01.603	0.014
17	78	THOMAS	37.231	78	THOMAS	24.594	17	78	THOMAS	1:01.825	1:01.825	0.000
18	163	SMULOVIC	41.205	163	SMULOVIC	26.477	18	163	SMULOVIC	1:07.682	1:07.710	0.028
19												

Weather / Track : Rain / Wet

Results can be found at www.tsl-timing.com

Brands Hatch Indy
Circuit Length = 1.2079 miles
Start: 14:40 Flag 14:54 End: 14:55

Printed - 14:56 Saturday, 02 October 2021

BMCRC - MRO Championships 2021 - Rnd 6 @ Brands Hatch Indy

Reactive Parts MRO Powerbikes inc Clubman 1000

RACE 9 - STATISTICS

Competitors Started 19
Planned Start 2021-10-02 @ 14:45:00.000
Actual Start 2021-10-02 @ 14:40:31.580
Finish Time 2021-10-02 @ 14:54:06.198
Track Length 1.2079mi.
Total Laps 246
Total Distance Covered 297.1546mi.

Session Fastest Lap History

NO	CL	NAME	LAP TIME	TIME OF DAY	LAP	VEHICLE
275	C	Mark WILBY	57.095	14:42:31.214	2	Suzuki GSXR1000
1		Aiden PATMORE	56.862	14:49:24.309	9	BMW S1000RR
1		Aiden PATMORE	56.646	14:50:20.954	10	BMW S1000RR

Session Leader History

NO	CL	NAME	FROM LAP	LAPS LED	DISTANCE	VEHICLE
275	C	Mark WILBY	1	14	16.91 miles	Suzuki GSXR1000

Flag History

TYPE	TIME OF DAY
GREEN	14:40:31.580
FINISH	14:54:06.198

Flag Statistics

TYPE	COUNT	TOTAL LAPS	TOTAL TIME
Green	1	14	14:35.914
Red	0	0	0.000
Safety Car	0	0	0.000
FCY	0	0	0.000

BMCRC - MRO Championships 2021 - Rnd 6 @ Brands Hatch Indy

Reactive Parts MRO Powerbikes inc Clubman 1000

RACE 9 - STATISTICS

CLASS :

11 Starters

Fastest Lap History

NO	NAME	LAP TIME	TIME OF DAY	LAP	VEHICLE
48	Nicky WILSON	59.884	14:42:36.919	2	Suzuki GSXR 1000
48	Nicky WILSON	59.587	14:43:36.506	3	Suzuki GSXR 1000
71	Tom NORTON	58.792	14:43:36.623	3	Kawasaki ZX10
1	Aiden PATMORE	58.763	14:44:36.071	4	BMW S1000RR
48	Nicky WILSON	58.352	14:45:33.905	5	Suzuki GSXR 1000
1	Aiden PATMORE	58.314	14:45:34.385	5	BMW S1000RR
1	Aiden PATMORE	58.156	14:46:32.509	6	BMW S1000RR
1	Aiden PATMORE	57.625	14:47:30.166	7	BMW S1000RR
1	Aiden PATMORE	57.282	14:48:27.447	8	BMW S1000RR
1	Aiden PATMORE	56.862	14:49:24.309	9	BMW S1000RR
1	Aiden PATMORE	56.646	14:50:20.954	10	BMW S1000RR

Leader History

NO	NAME	FROM LAP	LAPS LED	DISTANCE	VEHICLE
48	Nicky WILSON	1	6	7.24 miles	Suzuki GSXR 1000
1	Aiden PATMORE	7	8	9.66 miles	BMW S1000RR

Weather / Track : Rain / Wet

Results can be found at www.tsl-timing.com

Page 2 of 3

Brands Hatch Indy
Circuit Length = 1.2079 miles
Start: 14:40 Flag 14:54 End: 14:55

Printed - 14:56 Saturday, 02 October 2021

BMCRC - MRO Championships 2021 - Rnd 6 @ Brands Hatch Indy

Reactive Parts MRO Powerbikes inc Clubman 1000

RACE 9 - STATISTICS

CLASS : C

8 Starters

Fastest Lap History

NO	NAME	LAP TIME	TIME OF DAY	LAP	VEHICLE
275	Mark WILBY	57.095	14:42:31.214	2	Suzuki GSXR1000

Leader History

NO	NAME	FROM LAP	LAPS LED	DISTANCE	VEHICLE
275	Mark WILBY	1	14	16.91 miles	Suzuki GSXR1000

BMCRC - MRO Championships 2021 - Rnd 6 @ Brands Hatch Indy

Reactive Parts MRO Powerbikes inc Clubman 1000

RACE 9 - GRID (16 Laps)



ROW 8	23	148	Aaron COLLINS	22	98	Rick DICKINSON			
ROW 7	21	50	Dan WELFORD	20	13	Connor THOMSON	19	55	Sam SMITH
ROW 6	18	163	Steve SMULOVIC	17	78	Jamie THOMAS	16	88	Scott HALLIDAY
ROW 5	15	333	Andrew HOUGHTON	14	56	Mike SMITH	13	173	Stephen DRAPER
ROW 4	12	139	Shane SMITH	11	83	Jason SIGGS	10	58	Kenny FRETWELL
ROW 3	9	35	Robert CRESSWELL	8	9	Luke DIXON	7	17	Philip BAKER
ROW 2	6	2	Peter BAKER	5	711	Ritchie THORNTON	4	275	Mark WILBY
ROW 1	3	48	Nicky WILSON	2	71	Tom NORTON	1	1	Aiden PATMORE
Pole									

Brands Hatch Indy

Circuit Length = 1.2079 miles

These results are provisional until the conclusion of any judicial and technical matters.

Clerk Of Course :	Stewards :	Timekeeper : Alan Povey
-------------------	------------	-------------------------

Results can be found at www.tsl-timing.com

Printed - 14:57 Saturday, 02 October 2021



BMCRC - MRO Championships 2021 - Rnd 6 @ Brands Hatch Indy

Reactive Parts MRO Powerbikes inc Clubman 1000

RACE 9 - CLASSIFICATION - AMENDED



POS	NO	CL	PIC NAME	ENTRY	LAPS	TIME	GAP	DIFF	MPH	BEST	ON
1	1		1 Aiden PATMORE	BMW S1000RR - TBR performance/Iris Rigging	15	12:17.795			88.41	48.531	15
2	71		2 Tom NORTON	Kawasaki ZX10 -	15	12:17.797	0.002	0.002	88.41	48.400	15
3	48		3 Nicky WILSON	Suzuki GSXR 1000 - Demon GP/Haslemere Motorc	15	12:18.477	0.682	0.680	88.32	48.544	6
4	17		4 Philip BAKER	BMW S1000RR - Paul & Justine Bushell	15	12:22.667	4.872	4.190	87.83	48.792	4
5	711		5 Ritchie THORNTON	Kawasaki ZX10R - Team 71	15	12:25.572	7.777	2.905	87.48	48.734	5
6	2		6 Peter BAKER	Kawasaki ZX10R - Dodfrey Engineering	15	12:25.770	7.975	0.198	87.46	49.037	3
7	173		7 Stephen DRAPER	Kawasaki ZX10 -	15	12:26.245	8.450	0.475	87.40	48.564	11
8	55		8 Sam SMITH	Yamaha R1 - Steve Jordan Motorcycles	15	12:28.844	11.049	2.599	87.10	48.880	7
9	9	C	1 Luke DIXON	BMW S1000RR -	15	12:29.642	11.847	0.798	87.01	49.214	8
10	58	C	2 Kenny FRETWELL	Yamaha R1 - Seton Tuning	15	12:41.244	23.449	11.602	85.68	49.874	12
11	88	C	3 Scott HALLIDAY	Suzuki GSXR 1000 - Performance fitness gym	15	12:42.587	24.792	1.343	85.53	50.033	2
12	35	C	4 Robert CRESSWELL	Kawasaki ZX10R - ODDJOBROB Racing	15	12:47.266	29.471	4.679	85.01	50.388	3
13	139		9 Shane SMITH	Honda CBR1000 SP1 - Ridemoto.com	15	13:00.999	43.204	13.733	83.51	51.027	3
14	148	C	5 Aaron COLLINS	BMW S1000RR - Precision installations	15	13:05.098	47.303	4.099	83.08	50.950	11
15	163	C	6 Steve SMULOVIC	Suzuki GSXR1000 - SFC Racing	13	12:26.936	2 Laps	2 Laps	75.68	55.859	13

NOT CLASSIFIED

DNF	78	C	Jamie THOMAS	Suzuki GSXR 1000 - Team RubyRacing	10	9:05.429	5 Laps	3 Laps	79.72	52.792	3
NC	333		Andrew HOUGHTON	Yamaha R1 -	10	12:41.409	5 Laps	3:35.980	57.11	53.584	10
DNF	56		Mike SMITH	Kawasaki ZX10R - Smiffs Garage	9	7:48.641	6 Laps	1 Lap	83.51	50.628	5
DNF	83	C	Jason SIGGS	BMW S1000RR - J Bourne Plant Repairs	6	5:23.357	9 Laps	3 Laps	80.68	51.887	6

FASTEST LAP

71	Tom NORTON	Kawasaki ZX10 -	15	48.400	89.84 mph	144.59 kph
9	C Luke DIXON	BMW S1000RR -	8	49.214	88.36 mph	142.20 kph

Class - 92.5% of Race Speed = 81.77 mph
 Class C - 92.5% of Race Speed = 80.48 mph

Brands Hatch Indy: 1.2079 miles
 Race Distance: 15 Laps / 18.11 miles
 Start: 12:57 Flag 13:09 End: 13:10

Weather / Track : Cloudy / Dry

These results are provisional until the conclusion of any judicial and technical matters.

Clerk Of Course :	Stewards :	Timekeeper : Alan Povey
-------------------	------------	-------------------------

Results can be found at www.tsl-timing.com

Printed - 13:30 Sunday, 03 October 2021



BMCRC - MRO Championships 2021 - Rnd 6 @ Brands Hatch Indy

Reactive Parts MRO Powerbikes inc Clubman 1000

RACE 9 - LAP CHART

LAP 1 @ 12:57:57.136			LAP 2 @ 12:58:46.266			LAP 3 @ 12:59:35.079			LAP 4 @ 13:00:23.832			LAP 5 @ 13:01:12.450		
NO	BEHIND	LAP TIME	NO	BEHIND	LAP TIME	NO	BEHIND	LAP TIME	NO	BEHIND	LAP TIME	NO	BEHIND	LAP TIME
71		53.641	71		49.130	71		48.813	1		48.560	1		48.618
1	0.472	54.113	1	0.308	48.966	1	0.193	48.698	71	0.342	49.095	71	0.206	48.482
48	0.936	54.577	48	0.759	48.953	48	0.536	48.590	48	0.571	48.788	48	0.877	48.924
711	1.088	54.729	711	0.958	49.000	711	0.988	48.843	711	1.035	48.800	711	1.151	48.734
2	1.265	54.906	2	1.500	49.365	2	1.724	49.037	2	2.071	49.100	2	2.808	49.355
9	1.880	55.521	9	2.019	49.269	9	2.746	49.540	17	2.841	48.792	17	3.077	48.854
17	2.071	55.712	17	2.252	49.311	17	2.802	49.363	9	3.888	49.895	9	4.929	49.659
173	2.474	56.115	173	3.118	49.774	173	3.522	49.217	173	4.218	49.449	173	5.148	49.548
35	3.100	56.741	88	4.142	50.033	55	5.101	49.665	55	6.389	50.041	55	7.191	49.420
88	3.239	56.880	55	4.249	49.965	88	5.876	50.547	88	7.406	50.283	88	9.335	50.547
58	3.300	56.941	35	4.980	51.010	35	6.555	50.388	58	7.969	50.151	58	9.457	50.106
55	3.414	57.055	58	5.071	50.901	58	6.571	50.313	35	8.797	50.995	35	10.657	50.478
139	4.235	57.876	139	6.745	51.640	139	8.959	51.027	139	11.385	51.179	139	14.036	51.269
56	5.049	58.690	56	7.696	51.777	56	9.941	51.058	56	12.228	51.040	56	14.238	50.628
83	6.390	1:00.031	83	10.433	53.173	83	14.552	52.932	83	18.828	53.029	83	22.515	52.305
78	6.938	1:00.579	78	10.789	52.981	78	14.768	52.792	78	19.691	53.676	148	22.764	51.203
333	7.807	1:01.448	148	13.920	54.339	148	17.171	52.064	148	20.179	51.761	78	24.738	53.665
148	8.711	1:02.352	163	20.629	58.116	163	29.906	58.090	163	38.062	56.909	163	46.030	56.586
163	11.643	1:05.284												

Weather / Track : Cloudy / Dry

BMCRC - MRO Championships 2021 - Rnd 6 @ Brands Hatch Indy

Reactive Parts MRO Powerbikes inc Clubman 1000

RACE 9 - LAP CHART

LAP 6 @ 13:02:01.157			LAP 7 @ 13:02:50.196			LAP 8 @ 13:03:38.914			LAP 9 @ 13:04:27.944			LAP 10 @ 13:05:17.124		
NO	BEHIND	LAP TIME	NO	BEHIND	LAP TIME	NO	BEHIND	LAP TIME	NO	BEHIND	LAP TIME	NO	BEHIND	LAP TIME
1		48.707	1		49.039	1		48.718	1		49.030	1		49.180
71	0.196	48.697	71	0.207	49.050	71	0.249	48.760	71	0.303	49.084	71	0.099	48.976
48	0.714	48.544	48	0.477	48.802	48	0.550	48.791	48	0.512	48.992	48	0.371	49.039
711	2.354	49.910	711	2.983	49.668	711	3.505	49.240	711	3.561	49.086	711	3.701	49.320
2	3.269	49.168	17	3.475	49.151	17	3.586	48.829	17	3.679	49.123	17	3.758	49.259
17	3.363	48.993	2	3.846	49.616	2	4.299	49.171	2	4.596	49.327	2	4.896	49.480
9	6.040	49.818	163	1 Lap	57.153	173	7.080	49.464	173	7.077	49.027	173	6.819	48.922
173	6.160	49.719	173	6.334	49.213	9	7.245	49.214	9	7.542	49.327	9	7.630	49.268
55	7.825	49.341	9	6.749	49.748	55	8.245	49.297	55	8.450	49.235	55	8.472	49.202
88	10.919	50.291	55	7.666	48.880	163	1 Lap	56.879	88	15.539	50.579	58	17.068	50.635
58	11.312	50.562	88	12.328	50.448	58	13.966	50.315	58	15.613	50.677	88	17.116	50.757
35	12.617	50.667	58	12.369	50.096	88	13.990	50.380	35	17.734	50.599	35	19.547	50.993
139	16.812	51.483	35	14.266	50.688	35	16.165	50.617	163	1 Lap	56.471	139	28.488	53.000
56	17.235	51.704	139	19.212	51.439	139	21.700	51.206	56	24.192	51.436	163	1 Lap	56.917
333	4 Laps	4:19.543 P	56	19.431	51.235	56	21.786	51.073	139	24.668	51.998	148	35.234	51.620
148	25.668	51.611	148	27.947	51.318	148	30.428	51.199	148	32.794	51.396			
83	25.695	51.887	333	4 Laps	59.449	333	4 Laps	55.441	333	4 Laps	54.460			
78	30.017	53.986	78	35.265	54.287	78	41.194	54.647	78	46.448	54.284			

BMCRC - MRO Championships 2021 - Rnd 6 @ Brands Hatch Indy

Reactive Parts MRO Powerbikes inc Clubman 1000

RACE 9 - LAP CHART

LAP 11 @ 13:06:06.421			LAP 12 @ 13:06:55.192			LAP 13 @ 13:07:43.956			LAP 14 @ 13:08:32.759			LAP 15 @ 13:09:21.290		
NO	BEHIND	LAP TIME	NO	BEHIND	LAP TIME	NO	BEHIND	LAP TIME	NO	BEHIND	LAP TIME	NO	BEHIND	LAP TIME
1		49.297	1		48.771	1		48.764	1		48.803	1		48.531
71	0.076	49.274	71	0.084	48.779	71	0.080	48.760	71	0.133	48.856	71	0.002	48.400
48	0.332	49.258	48	0.459	48.898	48	0.566	48.871	48	0.480	48.717	48	0.682	48.733
333	5 Laps	54.727	17	4.087	49.199	17	4.354	49.031	163	2 Laps	55.875	17	4.872	48.891
78	1 Lap	54.532	711	5.458	50.167	711	5.810	49.116	17	4.512	48.961	711	7.777	49.740
17	3.659	49.198	2	6.466	49.934	2	6.764	49.062	711	6.568	49.561	2	7.975	49.191
711	4.062	49.658	173	6.688	49.373	173	7.044	49.120	2	7.315	49.354	173	8.450	49.366
2	5.303	49.704	333	5 Laps	54.752	9	9.658	49.903	173	7.615	49.374	163	2 Laps	55.859
173	6.086	48.564	9	8.519	49.644	55	9.984	49.720	55	10.414	49.233	55	11.049	49.166
9	7.646	49.313	55	9.028	49.457	333	5 Laps	53.968	9	10.473	49.618	9	11.847	49.905
55	8.342	49.167	58	19.366	49.874	58	20.484	49.882	333	5 Laps	54.037	58	23.449	50.324
58	18.263	50.492	88	20.173	50.064	88	21.685	50.276	58	21.656	49.975	333	5 Laps	53.584
88	18.880	51.061	35	22.936	50.818	35	25.088	50.916	88	23.262	50.380	88	24.792	50.061
35	20.889	50.639	139	34.391	51.652	139	37.244	51.617	35	26.930	50.645	35	29.471	51.072
139	31.510	52.319	148	39.311	51.195	148	41.863	51.316	139	39.954	51.513	139	43.204	51.781
163	1 Lap	56.524	163	1 Lap	56.273				148	44.395	51.335	148	47.303	51.439
148	36.887	50.950												

Weather / Track : Cloudy / Dry

BMCRC - MRO Championships 2021 - Rnd 6 @ Brands Hatch Indy

Reactive Parts MRO Powerbikes inc Clubman 1000

RACE 9 - SECTOR ANALYSIS



SECTOR 1 = FL to I1, SECTOR 2 = I1 to FL, DIFF = Difference To Personal Best Lap, P = Crossed Finish Line in Pit Lane, D = Time Disallowed

P1 1		Aiden PATMORE		BMW S1000RR - TBR performance/Iris Rigging		
IDEAL LAP TIME : 48.219		BEST LAP TIME : 48.531		DIFFERENCE : 0.312		
LAP	SECTOR 1	SECTOR 2	LAP TIME	MPH	DIFF	TIME OF DAY
1 -		19.421	54.113	80.36	5.582	12:57:57.608
2 -	29.768	19.198	48.966	88.80	0.435	12:58:46.574
3 -	29.615	19.083	48.698	89.29	0.167	12:59:35.272
4 -	29.299	19.261	48.560 (2)	89.55	0.029	13:00:23.832
5 -	29.460	19.158	48.618 (3)	89.44	0.087	13:01:12.450
6 -	29.417	19.290	48.707	89.28	0.176	13:02:01.157
7 -	29.794	19.245	49.039	88.67	0.508	13:02:50.196
8 -	29.398	19.320	48.718	89.26	0.187	13:03:38.914
9 -	29.760	19.270	49.030	88.69	0.499	13:04:27.944
10 -	29.768	19.412	49.180	88.42	0.649	13:05:17.124
11 -	29.701	19.596	49.297	88.21	0.766	13:06:06.421
12 -	29.318	19.453	48.771	89.16	0.240	13:06:55.192
13 -	29.357	19.407	48.764	89.17	0.233	13:07:43.956
14 -	29.295	19.508	48.803	89.10	0.272	13:08:32.759
15 -	29.136	19.395	48.531 (1)	89.60		13:09:21.290

P2 71		Tom NORTON		Kawasaki ZX10 -		
IDEAL LAP TIME : 48.400		BEST LAP TIME : 48.400		DIFFERENCE : 0.000		
LAP	SECTOR 1	SECTOR 2	LAP TIME	MPH	DIFF	TIME OF DAY
1 -		19.418	53.641	81.06	5.241	12:57:57.136
2 -	29.680	19.450	49.130	88.51	0.730	12:58:46.266
3 -	29.395	19.418	48.813	89.08	0.413	12:59:35.079
4 -	29.678	19.417	49.095	88.57	0.695	13:00:24.174
5 -	29.293	19.189	48.482 (2)	89.69	0.082	13:01:12.656
6 -	29.354	19.343	48.697 (3)	89.29	0.297	13:02:01.353
7 -	29.693	19.357	49.050	88.65	0.650	13:02:50.403
8 -	29.381	19.379	48.760	89.18	0.360	13:03:39.163
9 -	29.534	19.550	49.084	88.59	0.684	13:04:28.247
10 -	29.486	19.490	48.976	88.79	0.576	13:05:17.223
11 -	29.661	19.613	49.274	88.25	0.874	13:06:06.497
12 -	29.342	19.437	48.779	89.14	0.379	13:06:55.276
13 -	29.354	19.406	48.760	89.18	0.360	13:07:44.036
14 -	29.354	19.502	48.856	89.00	0.456	13:08:32.892
15 -	29.218	19.182	48.400 (1)	89.84		13:09:21.292

P3 48		Nicky WILSON		Suzuki GSXR 1000 - Demon GP/Haslemere Motorcycles		
IDEAL LAP TIME : 48.447		BEST LAP TIME : 48.544		DIFFERENCE : 0.097		
LAP	SECTOR 1	SECTOR 2	LAP TIME	MPH	DIFF	TIME OF DAY
1 -		19.667	54.577	79.67	6.033	12:57:58.072
2 -	29.626	19.327	48.953	88.83	0.409	12:58:47.025
3 -	29.315	19.275	48.590 (2)	89.49	0.046	12:59:35.615
4 -	29.304	19.484	48.788	89.13	0.244	13:00:24.403
5 -	29.587	19.337	48.924	88.88	0.380	13:01:13.327
6 -	29.172	19.372	48.544 (1)	89.58		13:02:01.871
7 -	29.388	19.414	48.802	89.10	0.258	13:02:50.673
8 -	29.476	19.315	48.791	89.12	0.247	13:03:39.464
9 -	29.532	19.460	48.992	88.76	0.448	13:04:28.456
10 -	29.578	19.461	49.039	88.67	0.495	13:05:17.495
11 -	29.629	19.629	49.258	88.28	0.714	13:06:06.753
12 -	29.507	19.391	48.898	88.93	0.354	13:06:55.651
13 -	29.342	19.529	48.871	88.98	0.327	13:07:44.522
14 -	29.226	19.491	48.717 (3)	89.26	0.173	13:08:33.239
15 -	29.317	19.416	48.733	89.23	0.189	13:09:21.972

Weather / Track : Cloudy / Dry

Brands Hatch Indy
Circuit Length = 1.2079 miles
Start: 12:57 Flag 13:09 End: 13:10

BMCRC - MRO Championships 2021 - Rnd 6 @ Brands Hatch Indy

Reactive Parts MRO Powerbikes inc Clubman 1000

RACE 9 - SECTOR ANALYSIS



SECTOR 1 = FL to I1, SECTOR 2 = I1 to FL, DIFF = Difference To Personal Best Lap, P = Crossed Finish Line in Pit Lane, D = Time Disallowed

P4 17 Philip BAKER		BMW S1000RR - Paul & Justine Bushell				
IDEAL LAP TIME : 48.688		BEST LAP TIME : 48.792		DIFFERENCE : 0.104		
LAP	SECTOR 1	SECTOR 2	LAP TIME	MPH	DIFF	TIME OF DAY
1 -		19.941	55.712	78.05	6.920	12:57:59.207
2 -	29.821	19.490	49.311	88.18	0.519	12:58:48.518
3 -	29.676	19.687	49.363	88.09	0.571	12:59:37.881
4 -	29.453	19.339	48.792 (1)	89.12		13:00:26.673
5 -	29.395	19.459	48.854 (3)	89.01	0.062	13:01:15.527
6 -	29.613	19.380	48.993	88.75	0.201	13:02:04.520
7 -	29.349	19.802	49.151	88.47	0.359	13:02:53.671
8 -	29.409	19.420	48.829 (2)	89.05	0.037	13:03:42.500
9 -	29.654	19.469	49.123	88.52	0.331	13:04:31.623
10 -	29.706	19.553	49.259	88.28	0.467	13:05:20.882
11 -	29.606	19.592	49.198	88.38	0.406	13:06:10.080
12 -	29.744	19.455	49.199	88.38	0.407	13:06:59.279
13 -	29.535	19.496	49.031	88.69	0.239	13:07:48.310
14 -	29.515	19.446	48.961	88.81	0.169	13:08:37.271
15 -	29.528	19.363	48.891	88.94	0.099	13:09:26.162

P5 711 Ritchie THORNTON		Kawasaki ZX10R - Team 71				
IDEAL LAP TIME : 48.695		BEST LAP TIME : 48.734		DIFFERENCE : 0.039		
LAP	SECTOR 1	SECTOR 2	LAP TIME	MPH	DIFF	TIME OF DAY
1 -		19.591	54.729	79.45	5.995	12:57:58.224
2 -	29.716	19.284	49.000	88.74	0.266	12:58:47.224
3 -	29.473	19.370	48.843 (3)	89.03	0.109	12:59:36.067
4 -	29.411	19.389	48.800 (2)	89.11	0.066	13:00:24.867
5 -	29.446	19.288	48.734 (1)	89.23		13:01:13.601
6 -	30.127	19.783	49.910	87.12	1.176	13:02:03.511
7 -	29.867	19.801	49.668	87.55	0.934	13:02:53.179
8 -	29.634	19.606	49.240	88.31	0.506	13:03:42.419
9 -	29.492	19.594	49.086	88.59	0.352	13:04:31.505
10 -	29.581	19.739	49.320	88.17	0.586	13:05:20.825
11 -	30.040	19.618	49.658	87.57	0.924	13:06:10.483
12 -	30.598	19.569	50.167	86.68	1.433	13:07:00.650
13 -	29.485	19.631	49.116	88.53	0.382	13:07:49.766
14 -	29.797	19.764	49.561	87.74	0.827	13:08:39.327
15 -	29.690	20.050	49.740	87.42	1.006	13:09:29.067

P6 2 Peter BAKER		Kawasaki ZX10R - Dodfrey Engineering				
IDEAL LAP TIME : 48.792		BEST LAP TIME : 49.037		DIFFERENCE : 0.245		
LAP	SECTOR 1	SECTOR 2	LAP TIME	MPH	DIFF	TIME OF DAY
1 -		19.535	54.906	79.19	5.869	12:57:58.401
2 -	29.836	19.529	49.365	88.09	0.328	12:58:47.766
3 -	29.689	19.348	49.037 (1)	88.68		12:59:36.803
4 -	29.467	19.633	49.100 (3)	88.56	0.063	13:00:25.903
5 -	29.685	19.670	49.355	88.10	0.318	13:01:15.258
6 -	29.608	19.560	49.168	88.44	0.131	13:02:04.426
7 -	29.849	19.767	49.616	87.64	0.579	13:02:54.042
8 -	29.562	19.609	49.171	88.43	0.134	13:03:43.213
9 -	29.686	19.641	49.327	88.15	0.290	13:04:32.540
10 -	29.774	19.706	49.480	87.88	0.443	13:05:22.020
11 -	29.916	19.788	49.704	87.49	0.667	13:06:11.724
12 -	30.114	19.820	49.934	87.08	0.897	13:07:01.658
13 -	29.444	19.618	49.062 (2)	88.63	0.025	13:07:50.720
14 -	29.838	19.516	49.354	88.11	0.317	13:08:40.074
15 -	29.525	19.666	49.191	88.40	0.154	13:09:29.265

Weather / Track : Cloudy / Dry

Brands Hatch Indy
Circuit Length = 1.2079 miles
Start: 12:57 Flag 13:09 End: 13:10

BMCRC - MRO Championships 2021 - Rnd 6 @ Brands Hatch Indy

Reactive Parts MRO Powerbikes inc Clubman 1000

RACE 9 - SECTOR ANALYSIS



SECTOR 1 = FL to I1, SECTOR 2 = I1 to FL, DIFF = Difference To Personal Best Lap, P = Crossed Finish Line in Pit Lane, D = Time Disallowed

P7 173		Stephen DRAPER		Kawasaki ZX10 -		
IDEAL LAP TIME : 48.564		BEST LAP TIME : 48.564		DIFFERENCE : 0.000		
LAP	SECTOR 1	SECTOR 2	LAP TIME	MPH	DIFF	TIME OF DAY
1 -		19.928	56.115	77.49	7.551	12:57:59.610
2 -	29.983	19.791	49.774	87.36	1.210	12:58:49.384
3 -	29.591	19.626	49.217	88.35	0.653	12:59:38.601
4 -	29.751	19.698	49.449	87.94	0.885	13:00:28.050
5 -	29.784	19.764	49.548	87.76	0.984	13:01:17.598
6 -	29.826	19.893	49.719	87.46	1.155	13:02:07.317
7 -	29.494	19.719	49.213	88.36	0.649	13:02:56.530
8 -	29.647	19.817	49.464	87.91	0.900	13:03:45.994
9 -	29.463	19.564	49.027 (3)	88.69	0.463	13:04:35.021
10 -	29.372	19.550	48.922 (2)	88.88	0.358	13:05:23.943
11 -	29.164	19.400	48.564 (1)	89.54		13:06:12.507
12 -	29.323	20.050	49.373	88.07	0.809	13:07:01.880
13 -	29.402	19.718	49.120	88.53	0.556	13:07:51.000
14 -	29.643	19.731	49.374	88.07	0.810	13:08:40.374
15 -	29.312	20.054	49.366	88.08	0.802	13:09:29.740

P8 55		Sam SMITH		Yamaha R1 - Steve Jordan Motorcycles		
IDEAL LAP TIME : 48.766		BEST LAP TIME : 48.880		DIFFERENCE : 0.114		
LAP	SECTOR 1	SECTOR 2	LAP TIME	MPH	DIFF	TIME OF DAY
1 -		19.928	57.055	76.21	8.175	12:58:00.550
2 -	30.432	19.533	49.965	87.03	1.085	12:58:50.515
3 -	29.977	19.688	49.665	87.55	0.785	12:59:40.180
4 -	30.364	19.677	50.041	86.90	1.161	13:00:30.221
5 -	29.907	19.513	49.420	87.99	0.540	13:01:19.641
6 -	29.982	19.359	49.341	88.13	0.461	13:02:08.982
7 -	29.533	19.347	48.880 (1)	88.96		13:02:57.862
8 -	29.913	19.384	49.297	88.21	0.417	13:03:47.159
9 -	29.748	19.487	49.235	88.32	0.355	13:04:36.394
10 -	29.798	19.404	49.202	88.38	0.322	13:05:25.596
11 -	29.934	19.233	49.167 (3)	88.44	0.287	13:06:14.763
12 -	30.047	19.410	49.457	87.92	0.577	13:07:04.220
13 -	30.219	19.501	49.720	87.46	0.840	13:07:53.940
14 -	29.781	19.452	49.233	88.32	0.353	13:08:43.173
15 -	29.787	19.379	49.166 (2)	88.44	0.286	13:09:32.339

P9 9 C		Luke DIXON		BMW S1000RR -		
IDEAL LAP TIME : 49.196		BEST LAP TIME : 49.214		DIFFERENCE : 0.018		
LAP	SECTOR 1	SECTOR 2	LAP TIME	MPH	DIFF	TIME OF DAY
1 -		19.967	55.521	78.32	6.307	12:57:59.016
2 -	29.589	19.680	49.269 (3)	88.26	0.055	12:58:48.285
3 -	29.639	19.901	49.540	87.77	0.326	12:59:37.825
4 -	30.009	19.886	49.895	87.15	0.681	13:00:27.720
5 -	29.785	19.874	49.659	87.56	0.445	13:01:17.379
6 -	29.789	20.029	49.818	87.28	0.604	13:02:07.197
7 -	29.924	19.824	49.748	87.41	0.534	13:02:56.945
8 -	29.533	19.681	49.214 (1)	88.36		13:03:46.159
9 -	29.629	19.698	49.327	88.15	0.113	13:04:35.486
10 -	29.516	19.752	49.268 (2)	88.26	0.054	13:05:24.754
11 -	29.517	19.796	49.313	88.18	0.099	13:06:14.067
12 -	29.629	20.015	49.644	87.59	0.430	13:07:03.711
13 -	29.977	19.926	49.903	87.14	0.689	13:07:53.614
14 -	29.690	19.928	49.618	87.64	0.404	13:08:43.232
15 -	30.149	19.756	49.905	87.13	0.691	13:09:33.137

Weather / Track : Cloudy / Dry

Brands Hatch Indy
Circuit Length = 1.2079 miles
Start: 12:57 Flag 13:09 End: 13:10

BMCRC - MRO Championships 2021 - Rnd 6 @ Brands Hatch Indy

Reactive Parts MRO Powerbikes inc Clubman 1000

RACE 9 - SECTOR ANALYSIS



SECTOR 1 = FL to I1, SECTOR 2 = I1 to FL, DIFF = Difference To Personal Best Lap, P = Crossed Finish Line in Pit Lane, D = Time Disallowed

P10 58 C		Kenny FRETWELL		Yamaha R1 - Seton Tuning		
IDEAL LAP TIME : 49.624		BEST LAP TIME : 49.874		DIFFERENCE : 0.250		
LAP	SECTOR 1	SECTOR 2	LAP TIME	MPH	DIFF	TIME OF DAY
1 -		20.165	56.941	76.36	7.067	12:58:00.436
2 -	31.022	19.879	50.901	85.43	1.027	12:58:51.337
3 -	30.428	19.885	50.313	86.43	0.439	12:59:41.650
4 -	30.498	19.653	50.151	86.71	0.277	13:00:31.801
5 -	30.205	19.901	50.106	86.78	0.232	13:01:21.907
6 -	30.742	19.820	50.562	86.00	0.688	13:02:12.469
7 -	30.267	19.829	50.096	86.80	0.222	13:03:02.565
8 -	30.412	19.903	50.315	86.42	0.441	13:03:52.880
9 -	30.533	20.144	50.677	85.81	0.803	13:04:43.557
10 -	30.422	20.213	50.635	85.88	0.761	13:05:34.192
11 -	30.629	19.863	50.492	86.12	0.618	13:06:24.684
12 -	30.018	19.856	49.874 (1)	87.19		13:07:14.558
13 -	30.266	19.616	49.882 (2)	87.17	0.008	13:08:04.440
14 -	30.187	19.788	49.975 (3)	87.01	0.101	13:08:54.415
15 -	30.008	20.316	50.324	86.41	0.450	13:09:44.739

P11 88 C		Scott HALLDAY		Suzuki GSXR 1000 - Performance fitness gym		
IDEAL LAP TIME : 49.910		BEST LAP TIME : 50.033		DIFFERENCE : 0.123		
LAP	SECTOR 1	SECTOR 2	LAP TIME	MPH	DIFF	TIME OF DAY
1 -		20.253	56.880	76.45	6.847	12:58:00.375
2 -	30.212	19.821	50.033 (1)	86.91		12:58:50.408
3 -	30.612	19.935	50.547	86.03	0.514	12:59:40.955
4 -	30.338	19.945	50.283	86.48	0.250	13:00:31.238
5 -	30.477	20.070	50.547	86.03	0.514	13:01:21.785
6 -	30.349	19.942	50.291	86.46	0.258	13:02:12.076
7 -	30.428	20.020	50.448	86.19	0.415	13:03:02.524
8 -	30.351	20.029	50.380	86.31	0.347	13:03:52.904
9 -	30.435	20.144	50.579	85.97	0.546	13:04:43.483
10 -	30.454	20.303	50.757	85.67	0.724	13:05:34.240
11 -	30.692	20.369	51.061	85.16	1.028	13:06:25.301
12 -	30.089	19.975	50.064 (3)	86.86	0.031	13:07:15.365
13 -	30.259	20.017	50.276	86.49	0.243	13:08:05.641
14 -	30.378	20.002	50.380	86.31	0.347	13:08:56.021
15 -	30.107	19.954	50.061 (2)	86.86	0.028	13:09:46.082

P12 35 C		Robert CRESSWELL		Kawasaki ZX10R - ODDJOBROB Racing		
IDEAL LAP TIME : 50.366		BEST LAP TIME : 50.388		DIFFERENCE : 0.022		
LAP	SECTOR 1	SECTOR 2	LAP TIME	MPH	DIFF	TIME OF DAY
1 -		20.295	56.741	76.63	6.353	12:58:00.236
2 -	30.700	20.310	51.010	85.25	0.622	12:58:51.246
3 -	30.324	20.064	50.388 (1)	86.30		12:59:41.634
4 -	30.942	20.053	50.995	85.27	0.607	13:00:32.629
5 -	30.416	20.062	50.478 (2)	86.14	0.090	13:01:23.107
6 -	30.466	20.201	50.667	85.82	0.279	13:02:13.774
7 -	30.529	20.159	50.688	85.79	0.300	13:03:04.462
8 -	30.407	20.210	50.617	85.91	0.229	13:03:55.079
9 -	30.362	20.237	50.599 (3)	85.94	0.211	13:04:45.678
10 -	30.579	20.414	50.993	85.27	0.605	13:05:36.671
11 -	30.597	20.042	50.639	85.87	0.251	13:06:27.310
12 -	30.612	20.206	50.818	85.57	0.430	13:07:18.128
13 -	30.677	20.239	50.916	85.40	0.528	13:08:09.044
14 -	30.386	20.259	50.645	85.86	0.257	13:08:59.689
15 -	30.730	20.342	51.072	85.14	0.684	13:09:50.761

Weather / Track : Cloudy / Dry

Brands Hatch Indy
Circuit Length = 1.2079 miles
Start: 12:57 Flag 13:09 End: 13:10

BMCRC - MRO Championships 2021 - Rnd 6 @ Brands Hatch Indy

Reactive Parts MRO Powerbikes inc Clubman 1000

RACE 9 - SECTOR ANALYSIS



SECTOR 1 = FL to I1, SECTOR 2 = I1 to FL, DIFF = Difference To Personal Best Lap, P = Crossed Finish Line in Pit Lane, D = Time Disallowed

P13 139		Shane SMITH		Honda CBR1000 SP1 - Ridemoto.com			
IDEAL LAP TIME : 50.957		BEST LAP TIME : 51.027		DIFFERENCE : 0.070			
LAP	SECTOR 1	SECTOR 2	LAP TIME	MPH	DIFF	TIME OF DAY	
1 -		20.442	57.876	75.13	6.849	12:58:01.371	
2 -	31.287	20.353	51.640	84.20	0.613	12:58:53.011	
3 -	30.973	20.054	51.027 (1)	85.22		12:59:44.038	
4 -	31.009	20.170	51.179 (2)	84.96	0.152	13:00:35.217	
5 -	31.031	20.238	51.269	84.81	0.242	13:01:26.486	
6 -	31.218	20.265	51.483	84.46	0.456	13:02:17.969	
7 -	31.136	20.303	51.439	84.53	0.412	13:03:09.408	
8 -	30.903	20.303	51.206 (3)	84.92	0.179	13:04:00.614	
9 -	31.653	20.345	51.998	83.63	0.971	13:04:52.612	
10 -	31.089	21.911	53.000	82.04	1.973	13:05:45.612	
11 -	31.686	20.633	52.319	83.11	1.292	13:06:37.931	
12 -	31.146	20.506	51.652	84.19	0.625	13:07:29.583	
13 -	31.159	20.458	51.617	84.24	0.590	13:08:21.200	
14 -	31.068	20.445	51.513	84.41	0.486	13:09:12.713	
15 -	31.185	20.596	51.781	83.98	0.754	13:10:04.494	

P14 148 C		Aaron COLLINS		BMW S1000RR - Precision installations			
IDEAL LAP TIME : 50.950		BEST LAP TIME : 50.950		DIFFERENCE : 0.000			
LAP	SECTOR 1	SECTOR 2	LAP TIME	MPH	DIFF	TIME OF DAY	
1 -		21.606	1:02.352	69.74	11.402	12:58:05.847	
2 -	33.341	20.998	54.339	80.02	3.389	12:59:00.186	
3 -	31.481	20.583	52.064	83.52	1.114	12:59:52.250	
4 -	31.387	20.374	51.761	84.01	0.811	13:00:44.011	
5 -	30.885	20.318	51.203	84.92	0.253	13:01:35.214	
6 -	31.059	20.552	51.611	84.25	0.661	13:02:26.825	
7 -	30.989	20.329	51.318	84.73	0.368	13:03:18.143	
8 -	30.829	20.370	51.199 (3)	84.93	0.249	13:04:09.342	
9 -	30.975	20.421	51.396	84.60	0.446	13:05:00.738	
10 -	31.259	20.361	51.620	84.24	0.670	13:05:52.358	
11 -	30.820	20.130	50.950 (1)	85.35		13:06:43.308	
12 -	30.957	20.238	51.195 (2)	84.94	0.245	13:07:34.503	
13 -	31.036	20.280	51.316	84.74	0.366	13:08:25.819	
14 -	30.911	20.424	51.335	84.71	0.385	13:09:17.154	
15 -	31.139	20.300	51.439	84.53	0.489	13:10:08.593	

P15 163 C		Steve SMULOVIC		Suzuki GSXR1000 - SFC Racing			
IDEAL LAP TIME : 55.513		BEST LAP TIME : 55.859		DIFFERENCE : 0.346			
LAP	SECTOR 1	SECTOR 2	LAP TIME	MPH	DIFF	TIME OF DAY	
1 -		23.420	1:05.284	66.60	9.425	12:58:08.779	
2 -	35.238	22.878	58.116	74.82	2.257	12:59:06.895	
3 -	35.323	22.767	58.090	74.85	2.231	13:00:04.985	
4 -	34.602	22.307	56.909	76.41	1.050	13:01:01.894	
5 -	34.400	22.186	56.586	76.84	0.727	13:01:58.480	
6 -	34.796	22.357	57.153	76.08	1.294	13:02:55.633	
7 -	34.642	22.237	56.879	76.45	1.020	13:03:52.512	
8 -	34.226	22.245	56.471	77.00	0.612	13:04:48.983	
9 -	34.391	22.526	56.917	76.40	1.058	13:05:45.900	
10 -	34.372	22.152	56.524	76.93	0.665	13:06:42.424	
11 -	33.939	22.334	56.273 (3)	77.27	0.414	13:07:38.697	
12 -	33.645	22.230	55.875 (2)	77.82	0.016	13:08:34.572	
13 -	33.991	21.868	55.859 (1)	77.84		13:09:30.431	

Weather / Track : Cloudy / Dry

Brands Hatch Indy
Circuit Length = 1.2079 miles
Start: 12:57 Flag 13:09 End: 13:10

BMCRC - MRO Championships 2021 - Rnd 6 @ Brands Hatch Indy

Reactive Parts MRO Powerbikes inc Clubman 1000

RACE 9 - SECTOR ANALYSIS



SECTOR 1 = FL to I1, SECTOR 2 = I1 to FL, DIFF = Difference To Personal Best Lap, P = Crossed Finish Line in Pit Lane, D = Time Disallowed

P16 78 C		Jamie THOMAS		Suzuki GSXR 1000 - Team RubyRacing			
IDEAL LAP TIME : 52.792		BEST LAP TIME : 52.792		DIFFERENCE : 0.000			
LAP	SECTOR 1	SECTOR 2	LAP TIME	MPH	DIFF	TIME OF DAY	
1 -		21.380	1:00.579	71.78	7.787	12:58:04.074	
2 -	32.055	20.926	52.981 (2)	82.07	0.189	12:58:57.055	
3 -	31.895	20.897	52.792 (1)	82.37		12:59:49.847	
4 -	32.705	20.971	53.676	81.01	0.884	13:00:43.523	
5 -	32.574	21.091	53.665 (3)	81.03	0.873	13:01:37.188	
6 -	32.704	21.282	53.986	80.55	1.194	13:02:31.174	
7 -	32.959	21.328	54.287	80.10	1.495	13:03:25.461	
8 -	33.202	21.445	54.647	79.57	1.855	13:04:20.108	
9 -	33.109	21.175	54.284	80.10	1.492	13:05:14.392	
10 -	33.040	21.492	54.532	79.74	1.740	13:06:08.924	

P17 333		Andrew HOUGHTON		Yamaha R1 -			
IDEAL LAP TIME : 53.584		BEST LAP TIME : 53.584		DIFFERENCE : 0.000			
LAP	SECTOR 1	SECTOR 2	LAP TIME	MPH	DIFF	TIME OF DAY	
1 -		21.717	1:01.448	70.76	7.864	12:58:04.943	
2 -	35.031	IN PIT	4:19.543 P	16.75	3:25.959	13:02:24.486	
3 -	OUTLAP	21.904	59.449	73.14	5.865	13:03:23.935	
4 -	33.784	21.657	55.441	78.43	1.857	13:04:19.376	
5 -	33.030	21.430	54.460	79.84	0.876	13:05:13.836	
6 -	33.119	21.608	54.727	79.45	1.143	13:06:08.563	
7 -	32.964	21.788	54.752	79.42	1.168	13:07:03.315	
8 -	32.573	21.395	53.968 (2)	80.57	0.384	13:07:57.283	
9 -	32.719	21.318	54.037 (3)	80.47	0.453	13:08:51.320	
10 -	32.282	21.302	53.584 (1)	81.15		13:09:44.904	

P18 56		Mike SMITH		Kawasaki ZX10R - Smiffs Garage			
IDEAL LAP TIME : 50.628		BEST LAP TIME : 50.628		DIFFERENCE : 0.000			
LAP	SECTOR 1	SECTOR 2	LAP TIME	MPH	DIFF	TIME OF DAY	
1 -		20.758	58.690	74.09	8.062	12:58:02.185	
2 -	31.398	20.379	51.777	83.98	1.149	12:58:53.962	
3 -	30.894	20.164	51.058 (3)	85.16	0.430	12:59:45.020	
4 -	30.844	20.196	51.040 (2)	85.19	0.412	13:00:36.060	
5 -	30.556	20.072	50.628 (1)	85.89		13:01:26.688	
6 -	31.194	20.510	51.704	84.10	1.076	13:02:18.392	
7 -	30.879	20.356	51.235	84.87	0.607	13:03:09.627	
8 -	30.990	20.083	51.073	85.14	0.445	13:04:00.700	
9 -	31.301	20.135	51.436	84.54	0.808	13:04:52.136	

P19 83 C		Jason SIGGS		BMW S1000RR - J Bourne Plant Repairs			
IDEAL LAP TIME : 51.792		BEST LAP TIME : 51.887		DIFFERENCE : 0.095			
LAP	SECTOR 1	SECTOR 2	LAP TIME	MPH	DIFF	TIME OF DAY	
1 -		21.312	1:00.031	72.43	8.144	12:58:03.526	
2 -	32.032	21.141	53.173	81.78	1.286	12:58:56.699	
3 -	31.903	21.029	52.932 (3)	82.15	1.045	12:59:49.631	
4 -	32.171	20.858	53.029	82.00	1.142	13:00:42.660	
5 -	31.602	20.703	52.305 (2)	83.13	0.418	13:01:34.965	
6 -	31.089	20.798	51.887 (1)	83.80		13:02:26.852	

Weather / Track : Cloudy / Dry

Brands Hatch Indy
Circuit Length = 1.2079 miles
Start: 12:57 Flag 13:09 End: 13:10

BMCRC - MRO Championships 2021 - Rnd 6 @ Brands Hatch Indy

Reactive Parts MRO Powerbikes inc Clubman 1000

RACE 9 - BEST SECTORS

SECTOR 1			SECTOR 2			IDEAL / BEST COMPARISON						
POS	NO	NAME	TIME	NO	NAME	TIME	POS	NO	NAME	IDEAL	BEST	DIFF
									PERFECT LAP	48.219		
1	1	PATMORE	29.136	1	PATMORE	19.083	1	1	PATMORE	48.219	48.531	0.312
2	173	DRAPER	29.164	71	NORTON	19.182	2	71	NORTON	48.400	48.400	0.000
3	48	WILSON	29.172	55	SMITH	19.233	3	48	WILSON	48.447	48.544	0.097
4	71	NORTON	29.218	48	WILSON	19.275	4	173	DRAPER	48.564	48.564	0.000
5	17	BAKER	29.349	711	THORNTON	19.284	5	17	BAKER	48.688	48.792	0.104
6	711	THORNTON	29.411	17	BAKER	19.339	6	711	THORNTON	48.695	48.734	0.039
7	2	BAKER	29.444	2	BAKER	19.348	7	55	SMITH	48.766	48.880	0.114
8	9	DIXON	29.516	173	DRAPER	19.400	8	2	BAKER	48.792	49.037	0.245
9	55	SMITH	29.533	58	FRETWELL	19.616	9	9	DIXON	49.196	49.214	0.018
10	58	FRETWELL	30.008	9	DIXON	19.680	10	58	FRETWELL	49.624	49.874	0.250
11	88	HALLIDAY	30.089	88	HALLIDAY	19.821	11	88	HALLIDAY	49.910	50.033	0.123
12	35	CRESSWELL	30.324	35	CRESSWELL	20.042	12	35	CRESSWELL	50.366	50.388	0.022
13	56	SMITH	30.556	139	SMITH	20.054	13	56	SMITH	50.628	50.628	0.000
14	148	COLLINS	30.820	56	SMITH	20.072	14	148	COLLINS	50.950	50.950	0.000
15	139	SMITH	30.903	148	COLLINS	20.130	15	139	SMITH	50.957	51.027	0.070
16	83	SIGGS	31.089	83	SIGGS	20.703	16	83	SIGGS	51.792	51.887	0.095
17	78	THOMAS	31.895	78	THOMAS	20.897	17	78	THOMAS	52.792	52.792	0.000
18	333	HOUGHTON	32.282	333	HOUGHTON	21.302	18	333	HOUGHTON	53.584	53.584	0.000
19	163	SMULOVIC	33.645	163	SMULOVIC	21.868	19	163	SMULOVIC	55.513	55.859	0.346

Weather / Track : Cloudy / Dry

Results can be found at www.tsl-timing.com

Brands Hatch Indy
Circuit Length = 1.2079 miles
Start: 12:57 Flag 13:09 End: 13:10

Printed - 13:32 Sunday, 03 October 2021

BMCRC - MRO Championships 2021 - Rnd 6 @ Brands Hatch Indy

Reactive Parts MRO Powerbikes inc Clubman 1000

RACE 9 - STATISTICS

Competitors Started 19
Planned Start 2021-10-03 @ 12:29:00.000
Actual Start 2021-10-03 @ 12:57:03.494
Finish Time 2021-10-03 @ 13:09:21.200
Track Length 1.2079mi.
Total Laps 258
Total Distance Covered 311.6499mi.

Session Fastest Lap History

NO	CL	NAME	LAP TIME	TIME OF DAY	LAP	VEHICLE
71		Tom NORTON	49.130	12:58:46.276	2	Kawasaki ZX10
1		Aiden PATMORE	48.966	12:58:46.603	2	BMW S1000RR
48		Nicky WILSON	48.953	12:58:47.033	2	Suzuki GSXR 1000
71		Tom NORTON	48.813	12:59:35.089	3	Kawasaki ZX10
1		Aiden PATMORE	48.698	12:59:35.300	3	BMW S1000RR
48		Nicky WILSON	48.590	12:59:35.624	3	Suzuki GSXR 1000
1		Aiden PATMORE	48.560	13:00:23.860	4	BMW S1000RR
71		Tom NORTON	48.482	13:01:12.665	5	Kawasaki ZX10
71		Tom NORTON	48.400	13:09:21.324	15	Kawasaki ZX10

Session Leader History

NO	CL	NAME	FROM LAP	LAPS LED	DISTANCE	VEHICLE
71		Tom NORTON	1	3	3.62 miles	Kawasaki ZX10
1		Aiden PATMORE	4	12	14.49 miles	BMW S1000RR

Flag History

TYPE	TIME OF DAY
GREEN	12:57:03.494
FINISH	13:09:21.200

Flag Statistics

TYPE	COUNT	TOTAL LAPS	TOTAL TIME
Green	1	15	13:22.722
Red	0	0	0.000
Safety Car	0	0	0.000
FCY	0	0	0.000

BMCRC - MRO Championships 2021 - Rnd 6 @ Brands Hatch Indy

Reactive Parts MRO Powerbikes inc Clubman 1000

RACE 9 - STATISTICS

CLASS :

11 Starters

Fastest Lap History

NO	NAME	LAP TIME	TIME OF DAY	LAP	VEHICLE
71	Tom NORTON	49.130	12:58:46.276	2	Kawasaki ZX10
1	Aiden PATMORE	48.966	12:58:46.603	2	BMW S1000RR
48	Nicky WILSON	48.953	12:58:47.033	2	Suzuki GSXR 1000
71	Tom NORTON	48.813	12:59:35.089	3	Kawasaki ZX10
1	Aiden PATMORE	48.698	12:59:35.300	3	BMW S1000RR
48	Nicky WILSON	48.590	12:59:35.624	3	Suzuki GSXR 1000
1	Aiden PATMORE	48.560	13:00:23.860	4	BMW S1000RR
71	Tom NORTON	48.482	13:01:12.665	5	Kawasaki ZX10
71	Tom NORTON	48.400	13:09:21.324	15	Kawasaki ZX10

Leader History

NO	NAME	FROM LAP	LAPS LED	DISTANCE	VEHICLE
71	Tom NORTON	1	3	3.62 miles	Kawasaki ZX10
1	Aiden PATMORE	4	12	14.49 miles	BMW S1000RR

BMCRC - MRO Championships 2021 - Rnd 6 @ Brands Hatch Indy

Reactive Parts MRO Powerbikes inc Clubman 1000

RACE 9 - STATISTICS

CLASS : C

8 Starters

Fastest Lap History

NO	NAME	LAP TIME	TIME OF DAY	LAP	VEHICLE
9	Luke DIXON	49.269	12:58:48.294	2	BMW S1000RR
9	Luke DIXON	49.214	13:03:46.169	8	BMW S1000RR

Leader History

NO	NAME	FROM LAP	LAPS LED	DISTANCE	VEHICLE
9	Luke DIXON	1	15	18.11 miles	BMW S1000RR

BMCRC - MRO Championships 2021 - Rnd 6 @ Brands Hatch Indy

Reactive Parts MRO Powerbikes inc Clubman 1000

RACE 20 - GRID (16 Laps)



ROW 8	23	275	Mark WILBY	22	98	Rick DICKINSON				
ROW 7	21	50	Dan WELFORD	20	13	Connor THOMSON	19	163	Steve SMULOVIC	55.859
ROW 6	18	333	Andrew HOUGHTON	17	78	Jamie THOMAS	16	83	Jason SIGGS	53.584 52.792 51.887
ROW 5	15	139	Shane SMITH	14	148	Aaron COLLINS	13	56	Mike SMITH	51.027 50.950 50.628
ROW 4	12	35	Robert CRESSWELL	11	88	Scott HALLIDAY	10	58	Kenny FRETWELL	50.388 50.033 49.874
ROW 3	9	9	Luke DIXON	8	2	Peter BAKER	7	55	Sam SMITH	49.214 49.037 48.880
ROW 2	6	17	Philip BAKER	5	711	Ritchie THORNTON	4	173	Stephen DRAPER	48.792 48.734 48.564
ROW 1	3	48	Nicky WILSON	2	1	Aiden PATMORE	1	71	Tom NORTON	48.544 48.531 48.400
										Pole

These results are provisional until the conclusion of any judicial and technical matters.

Brands Hatch Indy
Circuit Length = 1.2079 miles

Clerk Of Course :	Stewards :	Timekeeper : Alan Povey
-------------------	------------	-------------------------

Results can be found at www.tsl-timing.com

Printed - 13:12 Sunday, 03 October 2021



BMCRC - MRO Championships 2021 - Rnd 6 @ Brands Hatch Indy

Reactive Parts MRO Powerbikes inc Clubman 1000

RACE 20 - CLASSIFICATION



POS	NO	CL	PIC NAME	ENTRY	LAPS	TIME	GAP	DIFF	MPH	BEST	ON
1	1		1 Aiden PATMORE	BMW S1000RR - TBR performance/Iris Rigging	10	8:14.234			87.98	48.247	10
2	71		2 Tom NORTON	Kawasaki ZX10 -	10	8:14.366	0.132	0.132	87.96	48.310	10
3	55		3 Sam SMITH	Yamaha R1 - Steve Jordan Motorcycles	10	8:15.393	1.159	1.027	87.78	48.681	8
4	711		4 Ritchie THORNTON	Kawasaki ZX10R - Team 71	10	8:16.558	2.324	1.165	87.57	48.857	4
5	2		5 Peter BAKER	Kawasaki ZX10R - Dodfrey Engineering	10	8:17.407	3.173	0.849	87.42	48.726	8
6	173		6 Stephen DRAPER	Kawasaki ZX10 -	10	8:17.577	3.343	0.170	87.39	48.855	7
7	9	C	1 Luke DIXON	BMW S1000RR -	10	8:23.061	8.827	5.484	86.44	49.232	6
8	17		7 Philip BAKER	BMW S1000RR - Paul & Justine Bushell	10	8:24.338	10.104	1.277	86.22	49.138	8
9	88	C	2 Scott HALLIDAY	Suzuki GSXR 1000 - Performance fitness gym	10	8:24.363	10.129	0.025	86.21	49.464	9
10	35	C	3 Robert CRESSWELL	Kawasaki ZX10R - ODDJOBROB Racing	10	8:27.394	13.160	3.031	85.70	49.946	10
11	58	C	4 Kenny FRETWELL	Yamaha R1 - Seton Tuning	10	8:37.542	23.308	10.148	84.02	50.791	5
12	148	C	5 Aaron COLLINS	BMW S1000RR - Precision installations	10	8:38.395	24.161	0.853	83.88	50.109	10
13	83	C	6 Jason SIGGS	BMW S1000RR - J Bourne Plant Repairs	10	8:51.684	37.450	13.289	81.78	52.064	2
14	333		8 Andrew HOUGHTON	Yamaha R1 -	10	8:55.778	41.544	4.094	81.16	52.533	7
15	78	C	7 Jamie THOMAS	Suzuki GSXR 1000 - Team RubyRacing	10	9:04.561	50.327	8.783	79.85	52.932	3
16	163	C	8 Steve SMULOVIC	Suzuki GSXR1000 - SFC Racing	9	8:55.301	1 Lap	1 Lap	73.11	58.182	9

FASTEST LAP

1	Aiden PATMORE	BMW S1000RR - TBR performance/Iris Rigging	10	48.247	90.13 mph	145.05 kph
9	C Luke DIXON	BMW S1000RR -	6	49.232	88.32 mph	142.15 kph

Class - 92.5% of Race Speed = 81.38 mph
 Class C - 92.5% of Race Speed = 79.95 mph

Brands Hatch Indy: 1.2079 miles
 Race Distance: 10 Laps / 12.07 miles
 Start: 17:16 Flag 17:24 End: 17:25

Weather / Track : Sunny / Dry

These results are provisional until the conclusion of any judicial and technical matters.

Clerk Of Course :	Stewards :	Timekeeper : Alan Povey
-------------------	------------	-------------------------

Results can be found at www.tsl-timing.com

Printed - 17:25 Sunday, 03 October 2021



BMCRC - MRO Championships 2021 - Rnd 6 @ Brands Hatch Indy

Reactive Parts MRO Powerbikes inc Clubman 1000

RACE 20 - LAP CHART

LAP 1 @ 17:17:14.192			LAP 2 @ 17:18:03.664			LAP 3 @ 17:18:52.937			LAP 4 @ 17:19:41.880			LAP 5 @ 17:20:30.672		
NO	BEHIND	LAP TIME	NO	BEHIND	LAP TIME	NO	BEHIND	LAP TIME	NO	BEHIND	LAP TIME	NO	BEHIND	LAP TIME
71		54.302	71		49.472	71		49.273	71		48.943	71		48.792
1	0.156	54.458	1	0.257	49.573	1	0.143	49.159	55	0.149	48.919	55	0.152	48.795
55	0.196	54.498	55	0.365	49.641	55	0.173	49.081	1	0.232	49.032	1	0.215	48.775
711	0.704	55.006	711	0.733	49.501	711	0.651	49.191	711	0.565	48.857	711	0.646	48.873
173	0.890	55.192	173	1.408	49.990	2	1.238	49.073	2	1.287	48.992	2	1.326	48.831
2	1.016	55.318	2	1.438	49.894	173	1.663	49.528	173	1.869	49.149	173	2.078	49.001
35	1.345	55.647	35	1.923	50.050	35	2.644	49.994	35	3.722	50.021	9	4.331	49.343
9	1.753	56.055	9	2.438	50.157	9	2.702	49.537	9	3.780	50.021	35	5.160	50.230
17	1.863	56.165	17	2.825	50.434	17	3.089	49.537	17	3.990	49.844	88	5.329	49.722
88	2.142	56.444	88	3.115	50.445	88	3.494	49.652	88	4.399	49.848	17	5.545	50.347
58	3.172	57.474	58	4.927	51.227	58	6.615	50.961	58	8.518	50.846	58	10.517	50.791
83	4.356	58.658	83	6.948	52.064	148	9.815	52.031	148	12.197	51.325	148	14.245	50.840
148	4.461	58.763	148	7.057	52.068	83	9.841	52.166	83	13.271	52.373	83	16.909	52.430
333	5.718	1:00.020	333	9.727	53.481	333	13.180	52.726	333	17.103	52.866	333	21.090	52.779
78	6.423	1:00.725	78	10.059	53.108	78	13.718	52.932	78	18.263	53.488	78	22.480	53.009
163	10.808	1:05.110	163	20.963	59.627	163	31.055	59.365	163	41.203	59.091			

Weather / Track : Sunny / Dry

Results can be found at www.tsl-timing.com

Page 1 of 2

Brands Hatch Indy
Circuit Length = 1.2079 miles
Start: 17:16 Flag 17:24 End: 17:25

Printed - 17:26 Sunday, 03 October 2021

BMCRC - MRO Championships 2021 - Rnd 6 @ Brands Hatch Indy

Reactive Parts MRO Powerbikes inc Clubman 1000

RACE 20 - LAP CHART

LAP 6 @ 17:21:19.792			LAP 7 @ 17:22:08.368			LAP 8 @ 17:22:57.325			LAP 9 @ 17:23:45.877			LAP 10 @ 17:24:34.124		
NO	BEHIND	LAP TIME	NO	BEHIND	LAP TIME	NO	BEHIND	LAP TIME	NO	BEHIND	LAP TIME	NO	BEHIND	LAP TIME
71		49.120	1		48.464	1		48.957	1		48.552	1		48.247
1	0.112	49.017	71	0.265	48.841	71	0.059	48.751	71	0.069	48.562	71	0.132	48.310
55	0.172	49.140	55	0.442	48.846	55	0.166	48.681	55	0.396	48.782	55	1.159	49.010
711	0.590	49.064	711	0.953	48.939	711	0.869	48.873	711	1.423	49.106	711	2.324	49.148
2	1.298	49.092	2	1.892	49.170	2	1.661	48.726	2	2.257	49.148	2	3.173	49.163
163	1 Lap	58.342	173	2.167	48.855	173	2.159	48.949	173	2.481	48.874	173	3.343	49.109
173	1.888	48.930	9	5.791	49.924	9	6.100	49.266	9	7.131	49.583	9	8.827	49.943
9	4.443	49.232	88	6.938	49.644	88	7.572	49.591	88	8.484	49.464	17	10.104	49.666
88	5.870	49.661	17	7.567	49.790	17	7.748	49.138	17	8.685	49.489	88	10.129	49.892
35	6.278	50.238	35	8.273	50.571	35	9.577	50.261	35	11.461	50.436	35	13.160	49.946
17	6.353	49.928	163	1 Lap	58.618	58	17.658	51.649	58	20.277	51.171	58	23.308	51.278
58	12.311	50.914	58	14.966	51.231	148	20.180	51.026	148	22.299	50.671	148	24.161	50.109
148	15.917	50.792	148	18.111	50.770	163	1 Lap	58.315	163	1 Lap	58.651	83	37.450	53.966
83	20.419	52.630	83	24.034	52.191	83	27.715	52.638	83	31.731	52.568	163	1 Lap	58.182
333	24.594	52.624	333	28.551	52.533	333	32.633	53.039	333	36.920	52.839	333	41.544	52.871
78	26.989	53.629	78	32.513	54.100	78	37.740	54.184	78	43.756	54.568	78	50.327	54.818

Weather / Track : Sunny / Dry

BMCRC - MRO Championships 2021 - Rnd 6 @ Brands Hatch Indy

Reactive Parts MRO Powerbikes inc Clubman 1000

RACE 20 - SECTOR ANALYSIS



SECTOR 1 = FL to I1, SECTOR 2 = I1 to FL, DIFF = Difference To Personal Best Lap, P = Crossed Finish Line in Pit Lane, D = Time Disallowed

P1		1		Aiden PATMORE		BMW S1000RR - TBR performance/Iris Rigging	
IDEAL LAP TIME : 48.227		BEST LAP TIME : 48.247		DIFFERENCE : 0.020			
LAP	SECTOR 1	SECTOR 2	LAP TIME	MPH	DIFF	TIME OF DAY	
1 -		19.757	54.458	79.85	6.211	17:17:14.348	
2 -	30.003	19.570	49.573	87.72	1.326	17:18:03.921	
3 -	29.648	19.511	49.159	88.45	0.912	17:18:53.080	
4 -	29.578	19.454	49.032	88.68	0.785	17:19:42.112	
5 -	29.372	19.403	48.775	89.15	0.528	17:20:30.887	
6 -	29.488	19.529	49.017	88.71	0.770	17:21:19.904	
7 -	29.193	19.271	48.464 (2)	89.72	0.217	17:22:08.368	
8 -	29.482	19.475	48.957	88.82	0.710	17:22:57.325	
9 -	29.107	19.445	48.552 (3)	89.56	0.305	17:23:45.877	
10 -	28.956	19.291	48.247 (1)	90.13		17:24:34.124	

P2		71		Tom NORTON		Kawasaki ZX10 -	
IDEAL LAP TIME : 48.297		BEST LAP TIME : 48.310		DIFFERENCE : 0.013			
LAP	SECTOR 1	SECTOR 2	LAP TIME	MPH	DIFF	TIME OF DAY	
1 -		19.845	54.302	80.08	5.992	17:17:14.192	
2 -	29.861	19.611	49.472	87.90	1.162	17:18:03.664	
3 -	29.737	19.536	49.273	88.25	0.963	17:18:52.937	
4 -	29.503	19.440	48.943	88.85	0.633	17:19:41.880	
5 -	29.387	19.405	48.792	89.12	0.482	17:20:30.672	
6 -	29.546	19.574	49.120	88.53	0.810	17:21:19.792	
7 -	29.607	19.234	48.841	89.03	0.531	17:22:08.633	
8 -	29.373	19.378	48.751 (3)	89.20	0.441	17:22:57.384	
9 -	29.345	19.217	48.562 (2)	89.54	0.252	17:23:45.946	
10 -	29.080	19.230	48.310 (1)	90.01		17:24:34.256	

P3		55		Sam SMITH		Yamaha R1 - Steve Jordan Motorcycles	
IDEAL LAP TIME : 48.501		BEST LAP TIME : 48.681		DIFFERENCE : 0.180			
LAP	SECTOR 1	SECTOR 2	LAP TIME	MPH	DIFF	TIME OF DAY	
1 -		19.651	54.498	79.79	5.817	17:17:14.388	
2 -	30.048	19.593	49.641	87.60	0.960	17:18:04.029	
3 -	29.639	19.442	49.081	88.60	0.400	17:18:53.110	
4 -	29.618	19.301	48.919	88.89	0.238	17:19:42.029	
5 -	29.668	19.127	48.795 (3)	89.11	0.114	17:20:30.824	
6 -	29.646	19.494	49.140	88.49	0.459	17:21:19.964	
7 -	29.597	19.249	48.846	89.02	0.165	17:22:08.810	
8 -	29.474	19.207	48.681 (1)	89.32		17:22:57.491	
9 -	29.755	19.027	48.782 (2)	89.14	0.101	17:23:46.273	
10 -	29.680	19.330	49.010	88.72	0.329	17:24:35.283	

P4		711		Ritchie THORNTON		Kawasaki ZX10R - Team 71	
IDEAL LAP TIME : 48.777		BEST LAP TIME : 48.857		DIFFERENCE : 0.080			
LAP	SECTOR 1	SECTOR 2	LAP TIME	MPH	DIFF	TIME OF DAY	
1 -		19.604	55.006	79.05	6.149	17:17:14.896	
2 -	29.896	19.605	49.501	87.84	0.644	17:18:04.397	
3 -	29.754	19.437	49.191	88.40	0.334	17:18:53.588	
4 -	29.470	19.387	48.857 (1)	89.00		17:19:42.445	
5 -	29.556	19.317	48.873 (2)	88.97	0.016	17:20:31.318	
6 -	29.590	19.474	49.064	88.63	0.207	17:21:20.382	
7 -	29.460	19.479	48.939	88.85	0.082	17:22:09.321	
8 -	29.476	19.397	48.873 (2)	88.97	0.016	17:22:58.194	
9 -	29.623	19.483	49.106	88.55	0.249	17:23:47.300	
10 -	29.561	19.587	49.148	88.47	0.291	17:24:36.448	

Weather / Track : Sunny / Dry

Brands Hatch Indy
Circuit Length = 1.2079 miles
Start: 17:16 Flag 17:24 End: 17:25

BMCRC - MRO Championships 2021 - Rnd 6 @ Brands Hatch Indy

Reactive Parts MRO Powerbikes inc Clubman 1000

RACE 20 - SECTOR ANALYSIS



SECTOR 1 = FL to I1, SECTOR 2 = I1 to FL, DIFF = Difference To Personal Best Lap, P = Crossed Finish Line in Pit Lane, D = Time Disallowed

P5		2		Peter BAKER		Kawasaki ZX10R - Dodfrey Engineering	
IDEAL LAP TIME : 48.701		BEST LAP TIME : 48.726		DIFFERENCE : 0.025			
LAP	SECTOR 1	SECTOR 2	LAP TIME	MPH	DIFF	TIME OF DAY	
1 -		19.785	55.318	78.61	6.592	17:17:15.208	
2 -	30.238	19.656	49.894	87.15	1.168	17:18:05.102	
3 -	29.573	19.500	49.073	88.61	0.347	17:18:54.175	
4 -	29.578	19.414	48.992 (3)	88.76	0.266	17:19:43.167	
5 -	29.453	19.378	48.831 (2)	89.05	0.105	17:20:31.998	
6 -	29.449	19.643	49.092	88.58	0.366	17:21:21.090	
7 -	29.576	19.594	49.170	88.44	0.444	17:22:10.260	
8 -	29.323	19.403	48.726 (1)	89.24		17:22:58.986	
9 -	29.465	19.683	49.148	88.47	0.422	17:23:48.134	
10 -	29.443	19.720	49.163	88.45	0.437	17:24:37.297	

P6		173		Stephen DRAPER		Kawasaki ZX10 -	
IDEAL LAP TIME : 48.639		BEST LAP TIME : 48.855		DIFFERENCE : 0.216			
LAP	SECTOR 1	SECTOR 2	LAP TIME	MPH	DIFF	TIME OF DAY	
1 -		19.982	55.192	78.79	6.337	17:17:15.082	
2 -	30.169	19.821	49.990	86.98	1.135	17:18:05.072	
3 -	29.860	19.668	49.528	87.80	0.673	17:18:54.600	
4 -	29.564	19.585	49.149	88.47	0.294	17:19:43.749	
5 -	29.461	19.540	49.001	88.74	0.146	17:20:32.750	
6 -	29.426	19.504	48.930 (3)	88.87	0.075	17:21:21.680	
7 -	29.362	19.493	48.855 (1)	89.01		17:22:10.535	
8 -	29.470	19.479	48.949	88.83	0.094	17:22:59.484	
9 -	29.160	19.714	48.874 (2)	88.97	0.019	17:23:48.358	
10 -	29.444	19.665	49.109	88.55	0.254	17:24:37.467	

P7		9 C		Luke DIXON		BMW S1000RR -	
IDEAL LAP TIME : 49.153		BEST LAP TIME : 49.232		DIFFERENCE : 0.079			
LAP	SECTOR 1	SECTOR 2	LAP TIME	MPH	DIFF	TIME OF DAY	
1 -		19.946	56.055	77.57	6.823	17:17:15.945	
2 -	30.229	19.928	50.157	86.69	0.925	17:18:06.102	
3 -	29.795	19.742	49.537	87.78	0.305	17:18:55.639	
4 -	30.170	19.851	50.021	86.93	0.789	17:19:45.660	
5 -	29.716	19.627	49.343 (3)	88.13	0.111	17:20:35.003	
6 -	29.557	19.675	49.232 (1)	88.32		17:21:24.235	
7 -	30.047	19.877	49.924	87.10	0.692	17:22:14.159	
8 -	29.526	19.740	49.266 (2)	88.26	0.034	17:23:03.425	
9 -	29.757	19.826	49.583	87.70	0.351	17:23:53.008	
10 -	29.900	20.043	49.943	87.07	0.711	17:24:42.951	

P8		17		Philip BAKER		BMW S1000RR - Paul & Justine Bushell	
IDEAL LAP TIME : 49.138		BEST LAP TIME : 49.138		DIFFERENCE : 0.000			
LAP	SECTOR 1	SECTOR 2	LAP TIME	MPH	DIFF	TIME OF DAY	
1 -		19.753	56.165	77.42	7.027	17:17:16.055	
2 -	30.626	19.808	50.434	86.22	1.296	17:18:06.489	
3 -	29.898	19.639	49.537 (3)	87.78	0.399	17:18:56.026	
4 -	30.113	19.731	49.844	87.24	0.706	17:19:45.870	
5 -	30.673	19.674	50.347	86.37	1.209	17:20:36.217	
6 -	30.382	19.546	49.928	87.09	0.790	17:21:26.145	
7 -	30.214	19.576	49.790	87.33	0.652	17:22:15.935	
8 -	29.705	19.433	49.138 (1)	88.49		17:23:05.073	
9 -	29.844	19.645	49.489 (2)	87.87	0.351	17:23:54.562	
10 -	30.022	19.644	49.666	87.55	0.528	17:24:44.228	

Weather / Track : Sunny / Dry

Brands Hatch Indy
Circuit Length = 1.2079 miles
Start: 17:16 Flag 17:24 End: 17:25

BMCRC - MRO Championships 2021 - Rnd 6 @ Brands Hatch Indy

Reactive Parts MRO Powerbikes inc Clubman 1000

RACE 20 - SECTOR ANALYSIS



SECTOR 1 = FL to I1, SECTOR 2 = I1 to FL, DIFF = Difference To Personal Best Lap, P = Crossed Finish Line in Pit Lane, D = Time Disallowed

P9 88 C		Scott HALLIDAY		Suzuki GSXR 1000 - Performance fitness gym		
IDEAL LAP TIME : 49.268		BEST LAP TIME : 49.464		DIFFERENCE : 0.196		
LAP	SECTOR 1	SECTOR 2	LAP TIME	MPH	DIFF	TIME OF DAY
1 -		19.901	56.444	77.04	6.980	17:17:16.334
2 -	30.533	19.912	50.445	86.20	0.981	17:18:06.779
3 -	29.910	19.742	49.652	87.58	0.188	17:18:56.431
4 -	29.824	20.024	49.848	87.23	0.384	17:19:46.279
5 -	30.020	19.702	49.722	87.45	0.258	17:20:36.001
6 -	29.915	19.746	49.661	87.56	0.197	17:21:25.662
7 -	29.839	19.805	49.644 (3)	87.59	0.180	17:22:15.306
8 -	29.763	19.828	49.591 (2)	87.68	0.127	17:23:04.897
9 -	29.566	19.898	49.464 (1)	87.91		17:23:54.361
10 -	29.912	19.980	49.892	87.16	0.428	17:24:44.253

P10 35 C		Robert CRESSWELL		Kawasaki ZX10R - ODDJOBROB Racing		
IDEAL LAP TIME : 49.718		BEST LAP TIME : 49.946		DIFFERENCE : 0.228		
LAP	SECTOR 1	SECTOR 2	LAP TIME	MPH	DIFF	TIME OF DAY
1 -		19.908	55.647	78.14	5.701	17:17:15.537
2 -	30.261	19.789	50.050	86.88	0.104	17:18:05.587
3 -	30.039	19.955	49.994 (2)	86.98	0.048	17:18:55.581
4 -	30.025	19.996	50.021 (3)	86.93	0.075	17:19:45.602
5 -	30.414	19.816	50.230	86.57	0.284	17:20:35.832
6 -	30.416	19.822	50.238	86.56	0.292	17:21:26.070
7 -	30.572	19.999	50.571	85.99	0.625	17:22:16.641
8 -	30.044	20.217	50.261	86.52	0.315	17:23:06.902
9 -	30.249	20.187	50.436	86.22	0.490	17:23:57.338
10 -	29.929	20.017	49.946 (1)	87.06		17:24:47.284

P11 58 C		Kenny FRETWELL		Yamaha R1 - Seton Tuning		
IDEAL LAP TIME : 50.618		BEST LAP TIME : 50.791		DIFFERENCE : 0.173		
LAP	SECTOR 1	SECTOR 2	LAP TIME	MPH	DIFF	TIME OF DAY
1 -		20.439	57.474	75.66	6.683	17:17:17.364
2 -	30.970	20.257	51.227	84.88	0.436	17:18:08.591
3 -	30.802	20.159	50.961	85.33	0.170	17:18:59.552
4 -	30.730	20.116	50.846 (2)	85.52	0.055	17:19:50.398
5 -	30.502	20.289	50.791 (1)	85.61		17:20:41.189
6 -	30.716	20.198	50.914 (3)	85.41	0.123	17:21:32.103
7 -	30.819	20.412	51.231	84.88	0.440	17:22:23.334
8 -	31.387	20.262	51.649	84.19	0.858	17:23:14.983
9 -	30.863	20.308	51.171	84.98	0.380	17:24:06.154
10 -	30.926	20.352	51.278	84.80	0.487	17:24:57.432

P12 148 C		Aaron COLLINS		BMW S1000RR - Precision installations		
IDEAL LAP TIME : 50.034		BEST LAP TIME : 50.109		DIFFERENCE : 0.075		
LAP	SECTOR 1	SECTOR 2	LAP TIME	MPH	DIFF	TIME OF DAY
1 -		20.751	58.763	74.00	8.654	17:17:18.653
2 -	31.601	20.467	52.068	83.51	1.959	17:18:10.721
3 -	31.409	20.622	52.031	83.57	1.922	17:19:02.752
4 -	30.901	20.424	51.325	84.72	1.216	17:19:54.077
5 -	30.666	20.174	50.840	85.53	0.731	17:20:44.917
6 -	30.524	20.268	50.792	85.61	0.683	17:21:35.709
7 -	30.479	20.291	50.770 (3)	85.65	0.661	17:22:26.479
8 -	30.235	20.791	51.026	85.22	0.917	17:23:17.505
9 -	30.572	20.099	50.671 (2)	85.82	0.562	17:24:08.176
10 -	30.310	19.799	50.109 (1)	86.78		17:24:58.285

Weather / Track : Sunny / Dry

Brands Hatch Indy
Circuit Length = 1.2079 miles
Start: 17:16 Flag 17:24 End: 17:25

BMCRC - MRO Championships 2021 - Rnd 6 @ Brands Hatch Indy

Reactive Parts MRO Powerbikes inc Clubman 1000

RACE 20 - SECTOR ANALYSIS



SECTOR 1 = FL to I1, SECTOR 2 = I1 to FL, DIFF = Difference To Personal Best Lap, P = Crossed Finish Line in Pit Lane, D = Time Disallowed

P13 83 C		Jason SIGGS		BMW S1000RR - J Bourne Plant Repairs			
IDEAL LAP TIME : 51.967		BEST LAP TIME : 52.064		DIFFERENCE : 0.097			
LAP	SECTOR 1	SECTOR 2	LAP TIME	MPH	DIFF	TIME OF DAY	
1 -		20.875	58.658	74.13	6.594	17:17:18.548	
2 -	31.501	20.563	52.064 (1)	83.52		17:18:10.612	
3 -	31.404	20.762	52.166 (2)	83.36	0.102	17:19:02.778	
4 -	31.698	20.675	52.373	83.03	0.309	17:19:55.151	
5 -	31.617	20.813	52.430	82.94	0.366	17:20:47.581	
6 -	31.602	21.028	52.630	82.62	0.566	17:21:40.211	
7 -	31.404	20.787	52.191 (3)	83.32	0.127	17:22:32.402	
8 -	31.692	20.946	52.638	82.61	0.574	17:23:25.040	
9 -	31.525	21.043	52.568	82.72	0.504	17:24:17.608	
10 -	32.571	21.395	53.966	80.58	1.902	17:25:11.574	

P14 333		Andrew HOUGHTON		Yamaha R1 -			
IDEAL LAP TIME : 52.532		BEST LAP TIME : 52.533		DIFFERENCE : 0.001			
LAP	SECTOR 1	SECTOR 2	LAP TIME	MPH	DIFF	TIME OF DAY	
1 -		21.422	1:00.020	72.45	7.487	17:17:19.910	
2 -	32.433	21.048	53.481	81.31	0.948	17:18:13.391	
3 -	31.856	20.870	52.726 (3)	82.47	0.193	17:19:06.117	
4 -	31.961	20.905	52.866	82.25	0.333	17:19:58.983	
5 -	31.872	20.907	52.779	82.39	0.246	17:20:51.762	
6 -	31.843	20.781	52.624 (2)	82.63	0.091	17:21:44.386	
7 -	31.844	20.689	52.533 (1)	82.77		17:22:36.919	
8 -	32.265	20.774	53.039	81.98	0.506	17:23:29.958	
9 -	32.009	20.830	52.839	82.29	0.306	17:24:22.797	
10 -	32.105	20.766	52.871	82.24	0.338	17:25:15.668	

P15 78 C		Jamie THOMAS		Suzuki GSXR 1000 - Team RubyRacing			
IDEAL LAP TIME : 52.845		BEST LAP TIME : 52.932		DIFFERENCE : 0.087			
LAP	SECTOR 1	SECTOR 2	LAP TIME	MPH	DIFF	TIME OF DAY	
1 -		21.348	1:00.725	71.61	7.793	17:17:20.615	
2 -	32.128	20.980	53.108 (3)	81.88	0.176	17:18:13.723	
3 -	31.921	21.011	52.932 (1)	82.15		17:19:06.655	
4 -	32.496	20.992	53.488	81.30	0.556	17:20:00.143	
5 -	32.085	20.924	53.009 (2)	82.03	0.077	17:20:53.152	
6 -	32.430	21.199	53.629	81.08	0.697	17:21:46.781	
7 -	32.798	21.302	54.100	80.38	1.168	17:22:40.881	
8 -	32.818	21.366	54.184	80.25	1.252	17:23:35.065	
9 -	33.232	21.336	54.568	79.69	1.636	17:24:29.633	
10 -	33.095	21.723	54.818	79.32	1.886	17:25:24.451	

P16 163 C		Steve SMULOVIC		Suzuki GSXR1000 - SFC Racing			
IDEAL LAP TIME : 57.902		BEST LAP TIME : 58.182		DIFFERENCE : 0.280			
LAP	SECTOR 1	SECTOR 2	LAP TIME	MPH	DIFF	TIME OF DAY	
1 -		23.351	1:05.110	66.78	6.928	17:17:25.000	
2 -	36.117	23.510	59.627	72.93	1.445	17:18:24.627	
3 -	35.938	23.427	59.365	73.25	1.183	17:19:23.992	
4 -	35.920	23.171	59.091	73.59	0.909	17:20:23.083	
5 -	35.183	23.159	58.342 (3)	74.53	0.160	17:21:21.425	
6 -	35.601	23.017	58.618	74.18	0.436	17:22:20.043	
7 -	35.212	23.103	58.315 (2)	74.57	0.133	17:23:18.358	
8 -	35.455	23.196	58.651	74.14	0.469	17:24:17.009	
9 -	35.463	22.719	58.182 (1)	74.74		17:25:15.191	

Weather / Track : Sunny / Dry

Brands Hatch Indy
Circuit Length = 1.2079 miles
Start: 17:16 Flag 17:24 End: 17:25

BMCRC - MRO Championships 2021 - Rnd 6 @ Brands Hatch Indy

Reactive Parts MRO Powerbikes inc Clubman 1000

RACE 20 - BEST SECTORS

SECTOR 1			SECTOR 2			IDEAL / BEST COMPARISON						
POS	NO	NAME	TIME	NO	NAME	TIME	POS	NO	NAME	IDEAL	BEST	DIFF
									PERFECT LAP	47.983		
1	1	PATMORE	28.956	55	SMITH	19.027	1	1	PATMORE	48.227	48.247	0.020
2	71	NORTON	29.080	71	NORTON	19.217	2	71	NORTON	48.297	48.310	0.013
3	173	DRAPER	29.160	1	PATMORE	19.271	3	55	SMITH	48.501	48.681	0.180
4	2	BAKER	29.323	711	THORNTON	19.317	4	173	DRAPER	48.639	48.855	0.216
5	711	THORNTON	29.460	2	BAKER	19.378	5	2	BAKER	48.701	48.726	0.025
6	55	SMITH	29.474	17	BAKER	19.433	6	711	THORNTON	48.777	48.857	0.080
7	9	DIXON	29.526	173	DRAPER	19.479	7	17	BAKER	49.138	49.138	0.000
8	88	HALLIDAY	29.566	9	DIXON	19.627	8	9	DIXON	49.153	49.232	0.079
9	17	BAKER	29.705	88	HALLIDAY	19.702	9	88	HALLIDAY	49.268	49.464	0.196
10	35	CRESSWELL	29.929	35	CRESSWELL	19.789	10	35	CRESSWELL	49.718	49.946	0.228
11	148	COLLINS	30.235	148	COLLINS	19.799	11	148	COLLINS	50.034	50.109	0.075
12	58	FRETWELL	30.502	58	FRETWELL	20.116	12	58	FRETWELL	50.618	50.791	0.173
13	83	SIGGS	31.404	83	SIGGS	20.563	13	83	SIGGS	51.967	52.064	0.097
14	333	HOUGHTON	31.843	333	HOUGHTON	20.689	14	333	HOUGHTON	52.532	52.533	0.001
15	78	THOMAS	31.921	78	THOMAS	20.924	15	78	THOMAS	52.845	52.932	0.087
16	163	SMULOVIC	35.183	163	SMULOVIC	22.719	16	163	SMULOVIC	57.902	58.182	0.280

Weather / Track : Sunny / Dry

Results can be found at www.tsl-timing.com

Brands Hatch Indy
Circuit Length = 1.2079 miles
Start: 17:16 Flag 17:24 End: 17:25

Printed - 17:26 Sunday, 03 October 2021

BMCRC - MRO Championships 2021 - Rnd 6 @ Brands Hatch Indy

Reactive Parts MRO Powerbikes inc Clubman 1000

RACE 20 - STATISTICS

Competitors Started	16
Planned Start	2021-10-03 @ 16:40:00.000
Actual Start	2021-10-03 @ 17:16:19.889
Finish Time	2021-10-03 @ 17:24:34.123
Track Length	1.2079mi.
Total Laps	159
Total Distance Covered	192.0633mi.

Session Fastest Lap History

NO	CL	NAME	LAP TIME	TIME OF DAY	LAP	VEHICLE
71		Tom NORTON	49.472	17:18:03.674	2	Kawasaki ZX10
71		Tom NORTON	49.273	17:18:52.947	3	Kawasaki ZX10
1		Aiden PATMORE	49.159	17:18:53.108	3	BMW S1000RR
55		Sam SMITH	49.081	17:18:53.110	3	Yamaha R1
2		Peter BAKER	49.073	17:18:54.185	3	Kawasaki ZX10R
71		Tom NORTON	48.943	17:19:41.890	4	Kawasaki ZX10
55		Sam SMITH	48.919	17:19:42.051	4	Yamaha R1
711		Ritchie THORNTON	48.857	17:19:42.466	4	Kawasaki ZX10R
71		Tom NORTON	48.792	17:20:30.682	5	Kawasaki ZX10
1		Aiden PATMORE	48.775	17:20:30.887	5	BMW S1000RR
1		Aiden PATMORE	48.464	17:22:08.397	7	BMW S1000RR
1		Aiden PATMORE	48.247	17:24:34.152	10	BMW S1000RR

Session Leader History

NO	CL	NAME	FROM LAP	LAPS LED	DISTANCE	VEHICLE
71		Tom NORTON	1	6	7.24 miles	Kawasaki ZX10
1		Aiden PATMORE	7	4	4.83 miles	BMW S1000RR

Flag History

TYPE	TIME OF DAY
GREEN	17:16:19.889
FINISH	17:24:34.123

Flag Statistics

TYPE	COUNT	TOTAL LAPS	TOTAL TIME
Green	1	10	9:23.057
Red	0	0	0.000
Safety Car	0	0	0.000
FCY	0	0	0.000

BMCRC - MRO Championships 2021 - Rnd 6 @ Brands Hatch Indy

Reactive Parts MRO Powerbikes inc Clubman 1000

RACE 20 - STATISTICS

CLASS :

8 Starters

Fastest Lap History

NO	NAME	LAP TIME	TIME OF DAY	LAP	VEHICLE
71	Tom NORTON	49.472	17:18:03.674	2	Kawasaki ZX10
71	Tom NORTON	49.273	17:18:52.947	3	Kawasaki ZX10
1	Aiden PATMORE	49.159	17:18:53.108	3	BMW S1000RR
55	Sam SMITH	49.081	17:18:53.110	3	Yamaha R1
2	Peter BAKER	49.073	17:18:54.185	3	Kawasaki ZX10R
71	Tom NORTON	48.943	17:19:41.890	4	Kawasaki ZX10
55	Sam SMITH	48.919	17:19:42.051	4	Yamaha R1
711	Ritchie THORNTON	48.857	17:19:42.466	4	Kawasaki ZX10R
71	Tom NORTON	48.792	17:20:30.682	5	Kawasaki ZX10
1	Aiden PATMORE	48.775	17:20:30.887	5	BMW S1000RR
1	Aiden PATMORE	48.464	17:22:08.397	7	BMW S1000RR
1	Aiden PATMORE	48.247	17:24:34.152	10	BMW S1000RR

Leader History

NO	NAME	FROM LAP	LAPS LED	DISTANCE	VEHICLE
71	Tom NORTON	1	6	7.24 miles	Kawasaki ZX10
1	Aiden PATMORE	7	4	4.83 miles	BMW S1000RR

Weather / Track : Sunny / Dry

Results can be found at www.tsl-timing.com

Page 2 of 3

Brands Hatch Indy
Circuit Length = 1.2079 miles
Start: 17:16 Flag 17:24 End: 17:25

Printed - 17:26 Sunday, 03 October 2021

BMCRC - MRO Championships 2021 - Rnd 6 @ Brands Hatch Indy

Reactive Parts MRO Powerbikes inc Clubman 1000

RACE 20 - STATISTICS

CLASS : C

8 Starters

Fastest Lap History

NO	NAME	LAP TIME	TIME OF DAY	LAP	VEHICLE
35	Robert CRESSWELL	50.050	17:18:05.598	2	Kawasaki ZX10R
35	Robert CRESSWELL	49.994	17:18:55.593	3	Kawasaki ZX10R
9	Luke DIXON	49.537	17:18:55.639	3	BMW S1000RR
9	Luke DIXON	49.343	17:20:35.013	5	BMW S1000RR
9	Luke DIXON	49.232	17:21:24.245	6	BMW S1000RR

Leader History

NO	NAME	FROM LAP	LAPS LED	DISTANCE	VEHICLE
35	Robert CRESSWELL	1	4	4.83 miles	Kawasaki ZX10R
9	Luke DIXON	5	6	7.24 miles	BMW S1000RR

Weather / Track : Sunny / Dry

Results can be found at www.tsl-timing.com

Page 3 of 3

Brands Hatch Indy
Circuit Length = 1.2079 miles
Start: 17:16 Flag 17:24 End: 17:25

Printed - 17:26 Sunday, 03 October 2021

BMCRC-MRO Championships 2021



**L&W CONTRACTORS
BMCRC Rookie 600 & 1000**

Brands Hatch Indy

2nd / 3rd October 2021



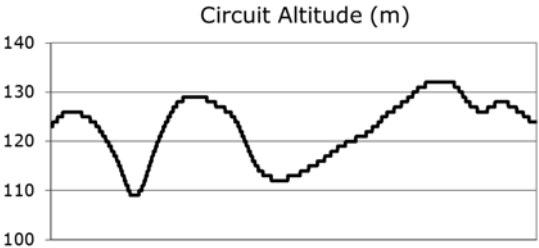
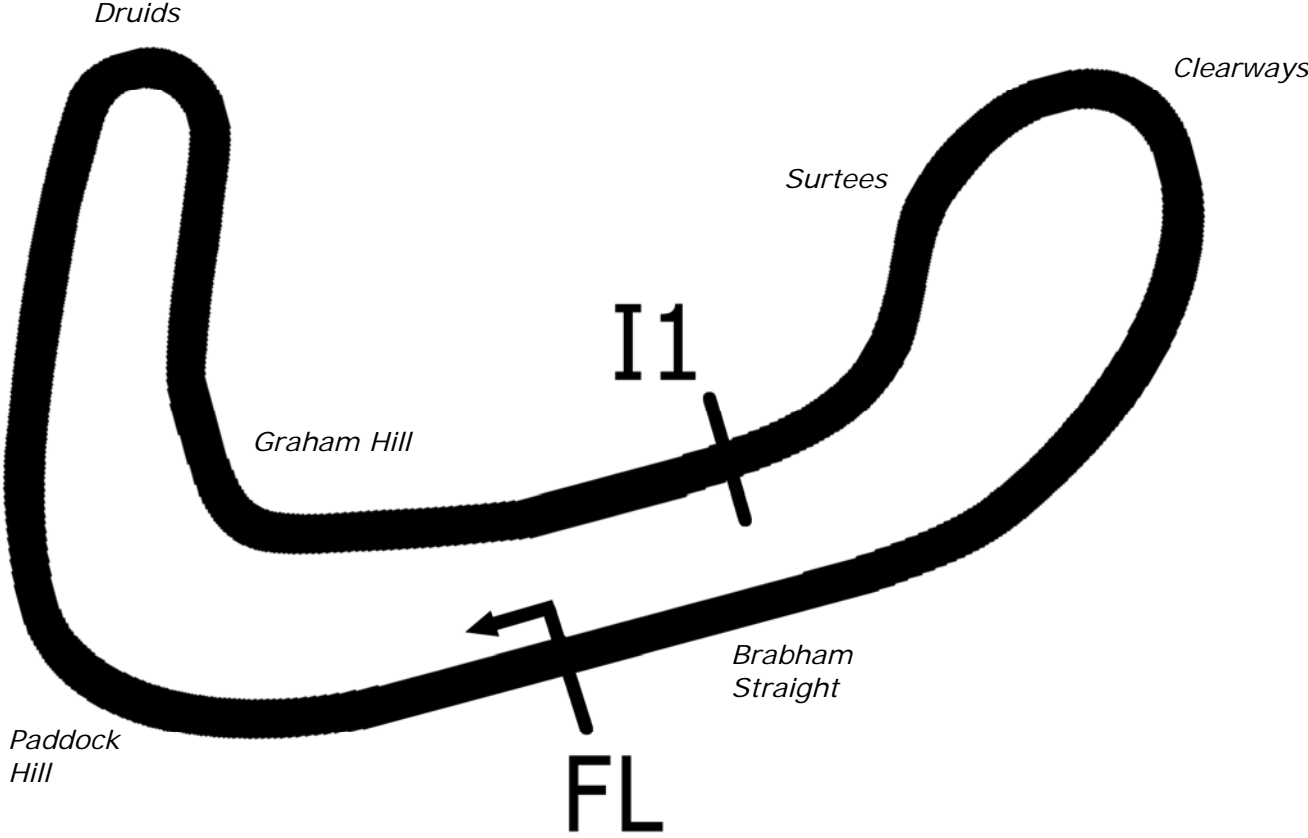
Results Provided by Timing Solutions Ltd
www.tsl-timing.com

Brands Hatch Indy



SPORTS TIMING

TIMING SOLUTIONS LTD



Length	1.2079 miles	1944.0 m	
FL		51.36032 N	0.26032 E
I1	1112m	51.35934 N	0.25955 E
Pit Entry	1669m	51.35911 N	0.25743 E
Pit Exit	26m after FL	51.36027 N	0.26078 E
Pit Entry–Pit Exit 277m, 16.6s @60kph, 12.4s @80kph			

BMCRC - MRO Championships 2021 - Rnd 6 @ Brands Hatch Indy

Thunderbike Extreme & Ultra & Rookie 1000

QUALIFYING - CLASSIFICATION



POS	NO	CL	PIC NAME	ENTRY	TIME	ON	LAPS	GAP	DIFF	MPH
1	102	U	1 James FEARN	Suzuki GSXR1000 - Jwf tiling, palmer race skool, the f	51.039	11	12			85.20
2	275	U	2 Mark WILBY	Suzuki GSXR1000 - Bandido Beer	51.330	8	11	0.291	0.291	84.71
3	961	E	1 Jack SIM	Yamaha R6 - Platform Lift Engineers Ltd	51.781	6	11	0.742	0.451	83.98
4	5	U	3 Stacey KILLWORTH	Suzuki GSXR 1000 - Greenplant/Everns	51.996	6	9	0.957	0.215	83.63
5	20	U	4 Connor SWYER	SUZUKI GSXR 1000 K6 - WSC Performace & lleithyr f	52.041	11	11	1.002	0.045	83.56
6	29	U	5 Cecil DINSMORE	Suzuki GSXR 1000 - KnC Motorsport	52.124	6	8	1.085	0.083	83.42
7	100	1000	1 Antony HUNTER	Kawasaki ZX10 - Uncletoms motoring centre	52.232	5	11	1.193	0.108	83.25
8	220	U	6 Glenn KIRK	Yamaha YZF-R1 - Vanguard Motorsport Ltd	52.240	9	11	1.201	0.008	83.24
9	344	1000	2 Andrew WILLIAMS	Suzuki GSXR - Standard signs	52.458	8	11	1.419	0.218	82.89
10	77	E	2 David MAY	Suzuki GSXR 750 K1 - ELP Racing	52.619	10	11	1.580	0.161	82.64
11	213	E	3 Jack PETRIE	Yamaha YZF 750 - Am tiling	53.046	8	10	2.007	0.427	81.97
12	53	1000	3 Seamus McGLYNN	Yamaha R1 -	53.128	10	11	2.089	0.082	81.85
13	41	U	7 David ABRAHAM	Yamaha R1 - Cambridge Motorcycles	53.156	10	11	2.117	0.028	81.80
14	129	E	4 Derek CRIPPS	Yamaha R1 - Kelly Cripps - Team FBR	53.289	10	10	2.250	0.133	81.60
15	138	E	5 James REVELEY	Yamaha R6 - PCN Racing	53.531	7	11	2.492	0.242	81.23
16	22	E	6 Matthew MAY	Honda CBR600F3 - Splurgen	53.799	7	11	2.760	0.268	80.83
17	28	E	7 David SPENCER	Suzuki GSXR 600 -	53.905	8	10	2.866	0.106	80.67
18	110	1000	4 Michael CLARKE	Yamaha R1 - BIKEBASE.ltd	54.624	3	6	3.585	0.719	79.60
19	180	1000	5 Mark OVEL	Yamaha R1 - I NEED A SPONSOR	54.669	9	10	3.630	0.045	79.54
20	119	E	8 Simon HEALEY	Yamaha R1 - Popular Tyres Ltd / Pro Parts Ltd	54.711	10	11	3.672	0.042	79.48
21	9	E	9 Chris CAYFORD	Honda CB500 - Multi-Tech Coachworks	54.735	8	11	3.696	0.024	79.44
22	651	U	8 Andrew MOXON	Yamaha R1 - Dartmotorsport.com + Vanguard motorsp	54.845	9	10	3.806	0.110	79.28
23	3	E	10 Tom BARRETT	Honda RS250 - The Two Stroke Workshop	54.958	9	11	3.919	0.113	79.12
24	55	E	11 Nick HODGINS	Suzuki GSXR 750 - Dad, Claire, Super Sam, ASR, Caz	55.011	7	11	3.972	0.053	79.04
25	73	E	12 Oliver MACRAE	Yamaha R6 - EPS Pumps	55.140	9	10	4.101	0.129	78.86
26	86	1000	6 Frederico LOPES	Kawasaki ZX10R - FLR Procurement Ltd	55.705	3	3	4.666	0.565	78.06
27	222	1000	7 Phil ROOKE	Kawasaki ZX10R - AJ ROOKE ELECTRICAL CONTR/	55.860	5	9	4.821	0.155	77.84
28	23	U	9 Justin ROSE	Yamaha R1 -	55.944	7	10	4.905	0.084	77.73
29	159	E	13 Benn RIDGWELL	Suzuki SV650 - Ridgely Racing	56.743	9	10	5.704	0.799	76.63
30	6	E	14 Andrew FIRTH	Yamaha YZF-R1 - LTRmotorcycles.co.uk / Palmer Ra	56.784	10	10	5.745	0.041	76.58
31	19	1000	8 Lee GRANT	Yamaha R1M - Grant carpentry and construction ltd	57.029	1	4	5.990	0.245	76.25
32	12	1000	9 Paul BOXALL	Kawasaki ZX10R - WG Tyres	57.200	8	10	6.161	0.171	76.02
33	101	E	15 Glen TRIPP	Honda CBR 600FW - yaki too racing	57.407	8	10	6.368	0.207	75.75
34	46	E	16 Adrian DRAPER	Suzuki GSXR 750 - droopy racing uk	59.786	2	5	8.747	2.379	72.73
35	21	U	10 Danny BRENNAN	Yamaha R1 - Greenplantuk	1:01.847	2	2	10.808	2.061	70.31
36	18	E	17 Stuart ALBON	Honda 954 FIREBLADE - Winter Sun Skydiving	1:04.435	7	8	13.396	2.588	67.48

Weather / Track : Cloudy / Dry

These results are provisional until the conclusion of any judicial and technical matters.

Brands Hatch Indy

Circuit Length = 1.2079 miles

Start: 09:37 Flag 09:47 End: 09:48

Clerk Of Course :	Stewards :	Timekeeper :
-------------------	------------	--------------

Results can be found at www.tsl-timing.com

Printed - 09:49 Saturday, 02 October 2021



BMCR - MRO Championships 2021 - Rnd 6 @ Brands Hatch Indy

Thunderbike Extreme & Ultra & Rookie 1000

QUALIFYING - SECTOR ANALYSIS



SECTOR 1 = FL to I1, SECTOR 2 = I1 to FL, DIFF = Difference To Personal Best Lap, P = Crossed Finish Line in Pit Lane, D = Time Disallowed

P1 102 U James FEARN		Suzuki GSXR1000 - Jwf tiling, palmer race skool, the factory				
IDEAL LAP TIME : 51.039		BEST LAP TIME : 51.039		DIFFERENCE : 0.000		
LAP	SECTOR 1	SECTOR 2	LAP TIME	MPH	DIFF	TIME OF DAY
1 -	34.740	21.882	56.622	76.80	5.583	09:38:41.931
2 -	32.686	20.753	53.439	81.37	2.400	09:39:35.370
3 -	32.051	20.820	52.871	82.24	1.832	09:40:28.241
4 -	31.519	20.732	52.251	83.22	1.212	09:41:20.492
5 -	31.615	20.477	52.092	83.47	1.053	09:42:12.584
6 -	31.560	20.235	51.795 (3)	83.95	0.756	09:43:04.379
7 -	31.082	21.772	52.854	82.27	1.815	09:43:57.233
8 -	31.518	21.073	52.591	82.68	1.552	09:44:49.824
9 -	31.462	20.414	51.876	83.82	0.837	09:45:41.700
10 -	31.154	20.166	51.320 (2)	84.73	0.281	09:46:33.020
11 -	30.893	20.146	51.039 (1)	85.20		09:47:24.059
12 -	31.110	21.024	52.134	83.41	1.095	09:48:16.193

P2 275 U Mark WILBY		Suzuki GSXR1000 - Bandido Beer				
IDEAL LAP TIME : 51.329		BEST LAP TIME : 51.330		DIFFERENCE : 0.001		
LAP	SECTOR 1	SECTOR 2	LAP TIME	MPH	DIFF	TIME OF DAY
1 -	33.745	22.250	55.995	77.66	4.665	09:39:03.573
2 -	32.297	21.087	53.384	81.45	2.054	09:39:56.957
3 -	31.480	21.186	52.666	82.56	1.336	09:40:49.623
4 -	32.256	21.940	54.196	80.23	2.866	09:41:43.819
5 -	32.936	21.186	54.122	80.34	2.792	09:42:37.941
6 -	31.170	20.811	51.981 (3)	83.65	0.651	09:43:29.922
7 -	31.755	21.379	53.134	81.84	1.804	09:44:23.056
8 -	30.887	20.443	51.330 (1)	84.71		09:45:14.386
9 -	30.886	20.810	51.696 (2)	84.11	0.366	09:46:06.082
10 -	31.003	21.197	52.200	83.30	0.870	09:46:58.282
11 -	31.518	20.798	52.316	83.12	0.986	09:47:50.598

P3 961 E Jack SIM		Yamaha R6 - Platform Lift Engineers Ltd				
IDEAL LAP TIME : 51.781		BEST LAP TIME : 51.781		DIFFERENCE : 0.000		
LAP	SECTOR 1	SECTOR 2	LAP TIME	MPH	DIFF	TIME OF DAY
1 -	33.886	22.194	56.080	77.54	4.299	09:38:40.853
2 -	32.587	21.561	54.148	80.30	2.367	09:39:35.001
3 -	31.960	21.381	53.341	81.52	1.560	09:40:28.342
4 -	31.768	21.151	52.919	82.17	1.138	09:41:21.261
5 -	31.221	21.014	52.235 (2)	83.25	0.454	09:42:13.496
6 -	31.182	20.599	51.781 (1)	83.98		09:43:05.277
7 -	31.944	20.840	52.784	82.38	1.003	09:43:58.061
8 -	31.545	21.262	52.807	82.34	1.026	09:44:50.868
9 -	31.721	21.025	52.746	82.44	0.965	09:45:43.614
10 -	31.842	20.854	52.696	82.52	0.915	09:46:36.310
11 -	31.462	21.051	52.513 (3)	82.81	0.732	09:47:28.823

P4 5 U Stacey KILLWORTH		Suzuki GSXR 1000 - Greenplant/Everns				
IDEAL LAP TIME : 51.681		BEST LAP TIME : 51.996		DIFFERENCE : 0.315		
LAP	SECTOR 1	SECTOR 2	LAP TIME	MPH	DIFF	TIME OF DAY
1 -	33.687	21.036	54.723	79.46	2.727	09:38:57.598
2 -	32.120	20.985	53.105	81.88	1.109	09:39:50.703
3 -	33.142	21.363	54.505	79.78	2.509	09:40:45.208
4 -	33.450	20.736	54.186	80.25	2.190	09:41:39.394
5 -	31.944	20.964	52.908	82.19	0.912	09:42:32.302
6 -	31.377	20.619	51.996 (1)	83.63		09:43:24.298
7 -	31.062	21.377	52.439	82.92	0.443	09:44:16.737
8 -	31.434	20.737	52.171 (2)	83.35	0.175	09:45:08.908
9 -	31.342	20.849	52.191 (3)	83.32	0.195	09:46:01.099

Weather / Track : Cloudy / Dry

Brands Hatch Indy
Circuit Length = 1.2079 miles
Start: 09:37 Flag 09:47 End: 09:48

BMCR - MRO Championships 2021 - Rnd 6 @ Brands Hatch Indy

Thunderbike Extreme & Ultra & Rookie 1000

QUALIFYING - SECTOR ANALYSIS



SECTOR 1 = FL to I1, SECTOR 2 = I1 to FL, DIFF = Difference To Personal Best Lap, P = Crossed Finish Line in Pit Lane, D = Time Disallowed

P5		20 U		Connor SWYER		SUZUKI GSXR 1000 K6 - WSC Performace & lleithyr farm	
IDEAL LAP TIME : 52.041		BEST LAP TIME : 52.041		DIFFERENCE : 0.000			
LAP	SECTOR 1	SECTOR 2	LAP TIME	MPH	DIFF	TIME OF DAY	
1 -	36.262	23.396	59.658	72.89	7.617	09:38:47.382	
2 -	35.626	23.756	59.382	73.23	7.341	09:39:46.764	
3 -	34.236	22.445	56.681	76.72	4.640	09:40:43.445	
4 -	33.309	21.978	55.287	78.65	3.246	09:41:38.732	
5 -	32.243	21.532	53.775	80.86	1.734	09:42:32.507	
6 -	32.442	21.852	54.294	80.09	2.253	09:43:26.801	
7 -	32.719	21.624	54.343	80.02	2.302	09:44:21.144	
8 -	31.841	21.700	53.541 (3)	81.22	1.500	09:45:14.685	
9 -	32.457	21.307	53.764	80.88	1.723	09:46:08.449	
10 -	31.455	21.212	52.667 (2)	82.56	0.626	09:47:01.116	
11 -	31.145	20.896	52.041 (1)	83.56		09:47:53.157	

P6		29 U		Cecil DINSMORE		Suzuki GSXR 1000 - KnC Motorsport	
IDEAL LAP TIME : 51.902		BEST LAP TIME : 52.124		DIFFERENCE : 0.222			
LAP	SECTOR 1	SECTOR 2	LAP TIME	MPH	DIFF	TIME OF DAY	
1 -	33.236	22.455	55.691	78.08	3.567	09:38:57.273	
2 -	32.147	21.011	53.158	81.80	1.034	09:39:50.431	
3 -	32.805	21.540	54.345	80.01	2.221	09:40:44.776	
4 -	33.438	20.695	54.133	80.33	2.009	09:41:38.909	
5 -	32.338	20.642	52.980 (3)	82.08	0.856	09:42:31.889	
6 -	31.622	20.502	52.124 (1)	83.42		09:43:24.013	
7 -	32.209	20.862	53.071	81.93	0.947	09:44:17.084	
8 -	31.888	20.280	52.168 (2)	83.35	0.044	09:45:09.252	

P7		100 1000		Antony HUNTER		Kawasaki ZX10 - Uncletoms motoring centre	
IDEAL LAP TIME : 52.073		BEST LAP TIME : 52.232		DIFFERENCE : 0.159			
LAP	SECTOR 1	SECTOR 2	LAP TIME	MPH	DIFF	TIME OF DAY	
1 -	33.407	21.953	55.360	78.55	3.128	09:38:52.570	
2 -	33.187	22.630	55.817	77.90	3.585	09:39:48.387	
3 -	33.560	21.116	54.676	79.53	2.444	09:40:43.063	
4 -	33.046	20.864	53.910 (3)	80.66	1.678	09:41:36.973	
5 -	31.736	20.496	52.232 (1)	83.25		09:42:29.205	
6 -	31.577	20.788	52.365 (2)	83.04	0.133	09:43:21.570	
7 -	32.995	22.411	55.406	78.48	3.174	09:44:16.976	
8 -	34.665	22.614	57.279	75.91	5.047	09:45:14.255	
9 -	35.477	21.752	57.229	75.98	4.997	09:46:11.484	
10 -	34.698	21.896	56.594	76.83	4.362	09:47:08.078	
11 -	33.814	22.012	55.826	77.89	3.594	09:48:03.904	

P8		220 U		Glenn KIRK		Yamaha YZF-R1 - Vanguard Motorsport Ltd	
IDEAL LAP TIME : 52.128		BEST LAP TIME : 52.240		DIFFERENCE : 0.112			
LAP	SECTOR 1	SECTOR 2	LAP TIME	MPH	DIFF	TIME OF DAY	
1 -	38.840	24.095	1:02.935	69.09	10.695	09:38:47.951	
2 -	37.003	23.458	1:00.461	71.92	8.221	09:39:48.412	
3 -	35.205	22.336	57.541	75.57	5.301	09:40:45.953	
4 -	34.476	22.209	56.685	76.71	4.445	09:41:42.638	
5 -	34.398	21.475	55.873	77.83	3.633	09:42:38.511	
6 -	32.312	20.742	53.054	81.96	0.814	09:43:31.565	
7 -	32.470	20.771	53.241	81.67	1.001	09:44:24.806	
8 -	31.650	20.668	52.318 (2)	83.11	0.078	09:45:17.124	
9 -	31.762	20.478	52.240 (1)	83.24		09:46:09.364	
10 -	31.807	20.692	52.499	82.83	0.259	09:47:01.863	
11 -	31.736	20.670	52.406 (3)	82.97	0.166	09:47:54.269	

Weather / Track : Cloudy / Dry

Brands Hatch Indy
Circuit Length = 1.2079 miles
Start: 09:37 Flag 09:47 End: 09:48

BMCRC - MRO Championships 2021 - Rnd 6 @ Brands Hatch Indy

Thunderbike Extreme & Ultra & Rookie 1000

QUALIFYING - SECTOR ANALYSIS



SECTOR 1 = FL to I1, SECTOR 2 = I1 to FL, DIFF = Difference To Personal Best Lap, P = Crossed Finish Line in Pit Lane, D = Time Disallowed

P9 344 1000 Andrew WILLIAMS			Suzuki GSXR - Standard signs			
IDEAL LAP TIME : 52.458		BEST LAP TIME : 52.458		DIFFERENCE : 0.000		
LAP	SECTOR 1	SECTOR 2	LAP TIME	MPH	DIFF	TIME OF DAY
1 -	34.731	21.748	56.479	76.99	4.021	09:38:59.097
2 -	32.647	21.749	54.396	79.94	1.938	09:39:53.493
3 -	32.845	21.890	54.735	79.44	2.277	09:40:48.228
4 -	32.550	22.052	54.602	79.64	2.144	09:41:42.830
5 -	32.638	21.170	53.808	80.81	1.350	09:42:36.638
6 -	32.058	21.163	53.221	81.70	0.763	09:43:29.859
7 -	31.668	21.384	53.052 (3)	81.96	0.594	09:44:22.911
8 -	31.641	20.817	52.458 (1)	82.89		09:45:15.369
9 -	32.667	21.049	53.716	80.95	1.258	09:46:09.085
10 -	31.787	20.929	52.716 (2)	82.49	0.258	09:47:01.801
11 -	32.970	21.034	54.004	80.52	1.546	09:47:55.805

P10 77 E David MAY			Suzuki GSXR 750 K1 - ELP Racing			
IDEAL LAP TIME : 52.427		BEST LAP TIME : 52.619		DIFFERENCE : 0.192		
LAP	SECTOR 1	SECTOR 2	LAP TIME	MPH	DIFF	TIME OF DAY
1 -	34.154	21.970	56.124	77.48	3.505	09:38:52.980
2 -	33.309	22.373	55.682	78.09	3.063	09:39:48.662
3 -	33.719	22.315	56.034	77.60	3.415	09:40:44.696
4 -	34.105	21.195	55.300	78.63	2.681	09:41:39.996
5 -	31.737	20.889	52.626 (2)	82.63	0.007	09:42:32.622
6 -	32.399	21.464	53.863	80.73	1.244	09:43:26.485
7 -	32.124	20.826	52.950	82.12	0.331	09:44:19.435
8 -	32.155	21.674	53.829	80.78	1.210	09:45:13.264
9 -	32.087	21.367	53.454	81.35	0.835	09:46:06.718
10 -	31.601	21.018	52.619 (1)	82.64		09:46:59.337
11 -	31.712	21.167	52.879 (3)	82.23	0.260	09:47:52.216

P11 213 E Jack PETRIE			Yamaha YZF 750 - Am tiling			
IDEAL LAP TIME : 52.843		BEST LAP TIME : 53.046		DIFFERENCE : 0.203		
LAP	SECTOR 1	SECTOR 2	LAP TIME	MPH	DIFF	TIME OF DAY
1 -	36.409	24.363	1:00.772	71.55	7.726	09:38:45.919
2 -	35.062	22.503	57.565	75.54	4.519	09:39:43.484
3 -	33.520	21.833	55.353	78.56	2.307	09:40:38.837
4 -	33.020	21.472	54.492	79.80	1.446	09:41:33.329
5 -	32.246	21.330	53.576	81.16	0.530	09:42:26.905
6 -	32.731	21.270	54.001	80.52	0.955	09:43:20.906
7 -	31.741	21.314	53.055 (2)	81.96	0.009	09:44:13.961
8 -	31.798	21.248	53.046 (1)	81.97		09:45:07.007
9 -	33.491	22.752	56.243	77.31	3.197	09:46:03.250
10 -	32.000	21.102	53.102 (3)	81.89	0.056	09:46:56.352

P12 53 1000 Seamus McGLYNN			Yamaha R1 -			
IDEAL LAP TIME : 52.488		BEST LAP TIME : 53.128		DIFFERENCE : 0.640		
LAP	SECTOR 1	SECTOR 2	LAP TIME	MPH	DIFF	TIME OF DAY
1 -	34.902	22.082	56.984	76.31	3.856	09:39:04.728
2 -	34.451	21.737	56.188	77.39	3.060	09:40:00.916
3 -	32.911	21.446	54.357	80.00	1.229	09:40:55.273
4 -	32.873	21.892	54.765	79.40	1.637	09:41:50.038
5 -	33.920	20.999	54.919	79.18	1.791	09:42:44.957
6 -	37.281	22.213	59.494	73.09	6.366	09:43:44.451
7 -	32.151	21.395	53.546 (3)	81.21	0.418	09:44:37.997
8 -	33.165	20.758	53.923	80.64	0.795	09:45:31.920
9 -	31.730	21.752	53.482 (2)	81.30	0.354	09:46:25.402
10 -	32.251	20.877	53.128 (1)	81.85		09:47:18.530
11 -	33.623	21.572	55.195	78.78	2.067	09:48:13.725

Weather / Track : Cloudy / Dry

Brands Hatch Indy
Circuit Length = 1.2079 miles
Start: 09:37 Flag 09:47 End: 09:48

BMCRC - MRO Championships 2021 - Rnd 6 @ Brands Hatch Indy

Thunderbike Extreme & Ultra & Rookie 1000

QUALIFYING - SECTOR ANALYSIS



SECTOR 1 = FL to I1, SECTOR 2 = I1 to FL, DIFF = Difference To Personal Best Lap, P = Crossed Finish Line in Pit Lane, D = Time Disallowed

P13 41 U		David ABRAHAM		Yamaha R1 - Cambridge Motorcycles			
IDEAL LAP TIME : 52.908		BEST LAP TIME : 53.156		DIFFERENCE : 0.248			
LAP	SECTOR 1	SECTOR 2	LAP TIME	MPH	DIFF	TIME OF DAY	
1 -	35.912	22.782	58.694	74.08	5.538	09:39:11.457	
2 -	33.596	21.802	55.398	78.49	2.242	09:40:06.855	
3 -	33.575	21.416	54.991	79.07	1.835	09:41:01.846	
4 -	34.182	21.183	55.365	78.54	2.209	09:41:57.211	
5 -	32.664	21.433	54.097	80.38	0.941	09:42:51.308	
6 -	32.026	21.376	53.402 (3)	81.43	0.246	09:43:44.710	
7 -	32.134	21.323	53.457	81.34	0.301	09:44:38.167	
8 -	33.994	20.939	54.933	79.16	1.777	09:45:33.100	
9 -	32.209	21.103	53.312 (2)	81.56	0.156	09:46:26.412	
10 -	31.969	21.187	53.156 (1)	81.80		09:47:19.568	
11 -	32.974	21.327	54.301	80.08	1.145	09:48:13.869	

P14 129 E		Derek CRIPPS		Yamaha R1 - Kelly Cripps - Team FBR			
IDEAL LAP TIME : 53.122		BEST LAP TIME : 53.289		DIFFERENCE : 0.167			
LAP	SECTOR 1	SECTOR 2	LAP TIME	MPH	DIFF	TIME OF DAY	
1 -	38.578	23.623	1:02.201	69.91	8.912	09:39:18.031	
2 -	34.685	22.908	57.593	75.50	4.304	09:40:15.624	
3 -	34.253	21.993	56.246	77.31	2.957	09:41:11.870	
4 -	33.089	21.622	54.711	79.48	1.422	09:42:06.581	
5 -	32.758	21.520	54.278	80.11	0.989	09:43:00.859	
6 -	32.734	21.574	54.308	80.07	1.019	09:43:55.167	
7 -	33.856	21.737	55.593	78.22	2.304	09:44:50.760	
8 -	32.558	21.018	53.576 (2)	81.16	0.287	09:45:44.336	
9 -	32.506	21.686	54.192 (3)	80.24	0.903	09:46:38.528	
10 -	32.104	21.185	53.289 (1)	81.60		09:47:31.817	

P15 138 E		James REVELEY		Yamaha R6 - PCN Racing			
IDEAL LAP TIME : 53.349		BEST LAP TIME : 53.531		DIFFERENCE : 0.182			
LAP	SECTOR 1	SECTOR 2	LAP TIME	MPH	DIFF	TIME OF DAY	
1 -	35.208	22.076	57.284	75.91	3.753	09:38:56.472	
2 -	34.097	21.723	55.820	77.90	2.289	09:39:52.292	
3 -	34.165	23.538	57.703	75.36	4.172	09:40:49.995	
4 -	37.572	23.191	1:00.763	71.56	7.232	09:41:50.758	
5 -	37.363	24.189	1:01.552	70.64	8.021	09:42:52.310	
6 -	32.917	21.002	53.919 (3)	80.65	0.388	09:43:46.229	
7 -	32.445	21.086	53.531 (1)	81.23		09:44:39.760	
8 -	32.978	21.211	54.189	80.24	0.658	09:45:33.949	
9 -	32.805	20.904	53.709 (2)	80.96	0.178	09:46:27.658	
10 -	33.059	21.175	54.234	80.18	0.703	09:47:21.892	
11 -	32.587	21.740	54.327	80.04	0.796	09:48:16.219	

P16 22 E		Matthew MAY		Honda CBR600F3 - Splurgen			
IDEAL LAP TIME : 53.619		BEST LAP TIME : 53.799		DIFFERENCE : 0.180			
LAP	SECTOR 1	SECTOR 2	LAP TIME	MPH	DIFF	TIME OF DAY	
1 -	36.645	23.249	59.894	72.60	6.095	09:39:02.109	
2 -	34.767	22.351	57.118	76.13	3.319	09:39:59.227	
3 -	33.522	21.978	55.500	78.35	1.701	09:40:54.727	
4 -	33.228	22.040	55.268	78.68	1.469	09:41:49.995	
5 -	33.358	21.569	54.927	79.17	1.128	09:42:44.922	
6 -	32.793	22.443	55.236	78.72	1.437	09:43:40.158	
7 -	32.102	21.697	53.799 (1)	80.83		09:44:33.957	
8 -	32.384	21.616	54.000 (2)	80.52	0.201	09:45:27.957	
9 -	32.661	21.517	54.178	80.26	0.379	09:46:22.135	
10 -	32.449	21.668	54.117	80.35	0.318	09:47:16.252	
11 -	32.313	21.781	54.094 (3)	80.38	0.295	09:48:10.346	

Weather / Track : Cloudy / Dry

Brands Hatch Indy
Circuit Length = 1.2079 miles
Start: 09:37 Flag 09:47 End: 09:48

BMCRC - MRO Championships 2021 - Rnd 6 @ Brands Hatch Indy

Thunderbike Extreme & Ultra & Rookie 1000

QUALIFYING - SECTOR ANALYSIS



SECTOR 1 = FL to I1, SECTOR 2 = I1 to FL, DIFF = Difference To Personal Best Lap, P = Crossed Finish Line in Pit Lane, D = Time Disallowed

P17 28 E		David SPENCER		Suzuki GSXR 600 -			
IDEAL LAP TIME : 53.721		BEST LAP TIME : 53.905		DIFFERENCE : 0.184			
LAP	SECTOR 1	SECTOR 2	LAP TIME	MPH	DIFF	TIME OF DAY	
1 -	38.479	24.385	1:02.864	69.17	8.959	09:39:26.304	
2 -	35.124	22.404	57.528	75.59	3.623	09:40:23.832	
3 -	34.427	22.882	57.309	75.87	3.404	09:41:21.141	
4 -	34.060	22.451	56.511	76.95	2.606	09:42:17.652	
5 -	33.693	22.243	55.936	77.74	2.031	09:43:13.588	
6 -	33.704	22.090	55.794	77.94	1.889	09:44:09.382	
7 -	33.481	21.316	54.797	79.35	0.892	09:45:04.179	
8 -	32.405	21.500	53.905 (1)	80.67		09:45:58.084	
9 -	32.725	21.562	54.287 (2)	80.10	0.382	09:46:52.371	
10 -	32.822	21.611	54.433 (3)	79.88	0.528	09:47:46.804	

P18 110 1000		Michael CLARKE		Yamaha R1 - BIKEBASE.ltd			
IDEAL LAP TIME : 54.289		BEST LAP TIME : 54.624		DIFFERENCE : 0.335			
LAP	SECTOR 1	SECTOR 2	LAP TIME	MPH	DIFF	TIME OF DAY	
1 -	37.710	22.870	1:00.580	71.78	5.956	09:39:22.584	
2 -	34.016	22.719	56.735	76.64	2.111	09:40:19.319	
3 -	32.437	22.187	54.624 (1)	79.60		09:41:13.943	
4 -	33.143	22.269	55.412 (3)	78.47	0.788	09:42:09.355	
5 -	32.832	22.599	55.431	78.45	0.807	09:43:04.786	
6 -	32.830	21.852	54.682 (2)	79.52	0.058	09:43:59.468	

P19 180 1000		Mark OVEL		Yamaha R1 - I NEED A SPONSOR			
IDEAL LAP TIME : 54.463		BEST LAP TIME : 54.669		DIFFERENCE : 0.206			
LAP	SECTOR 1	SECTOR 2	LAP TIME	MPH	DIFF	TIME OF DAY	
1 -	34.889	22.380	57.269	75.93	2.600	09:39:06.495	
2 -	34.852	22.472	57.324	75.86	2.655	09:40:03.819	
3 -	34.242	22.926	57.168	76.06	2.499	09:41:00.987	
4 -	33.870	22.253	56.123	77.48	1.454	09:41:57.110	
5 -	34.169	22.169	56.338	77.18	1.669	09:42:53.448	
6 -	33.484	21.732	55.216	78.75	0.547	09:43:48.664	
7 -	32.851	21.833	54.684 (2)	79.52	0.015	09:44:43.348	
8 -	33.261	21.628	54.889 (3)	79.22	0.220	09:45:38.237	
9 -	33.057	21.612	54.669 (1)	79.54		09:46:32.906	
10 -	33.630	22.121	55.751	78.00	1.082	09:47:28.657	

P20 119 E		Simon HEALEY		Yamaha R1 - Popular Tyres Ltd / Pro Parts Ltd			
IDEAL LAP TIME : 54.711		BEST LAP TIME : 54.711		DIFFERENCE : 0.000			
LAP	SECTOR 1	SECTOR 2	LAP TIME	MPH	DIFF	TIME OF DAY	
1 -	38.243	24.368	1:02.611	69.45	7.900	09:38:48.383	
2 -	35.425	23.135	58.560	74.25	3.849	09:39:46.943	
3 -	35.968	22.937	58.905	73.82	4.194	09:40:45.848	
4 -	34.726	23.571	58.297	74.59	3.586	09:41:44.145	
5 -	34.492	22.448	56.940	76.37	2.229	09:42:41.085	
6 -	33.435	21.776	55.211 (3)	78.76	0.500	09:43:36.296	
7 -	33.661	21.895	55.556	78.27	0.845	09:44:31.852	
8 -	33.650	22.103	55.753	77.99	1.042	09:45:27.605	
9 -	33.529	21.626	55.155 (2)	78.84	0.444	09:46:22.760	
10 -	33.101	21.610	54.711 (1)	79.48		09:47:17.471	
11 -	33.861	22.322	56.183	77.40	1.472	09:48:13.654	

BMCRC - MRO Championships 2021 - Rnd 6 @ Brands Hatch Indy

Thunderbike Extreme & Ultra & Rookie 1000

QUALIFYING - SECTOR ANALYSIS



SECTOR 1 = FL to I1, SECTOR 2 = I1 to FL, DIFF = Difference To Personal Best Lap, P = Crossed Finish Line in Pit Lane, D = Time Disallowed

P21		9 E		Chris CAYFORD		Honda CB500 - Multi-Tech Coachworks	
IDEAL LAP TIME : 54.732		BEST LAP TIME : 54.735		DIFFERENCE : 0.003			
LAP	SECTOR 1	SECTOR 2	LAP TIME	MPH	DIFF	TIME OF DAY	
1 -	36.423	23.782	1:00.205	72.22	5.470	09:38:46.761	
2 -	35.068	22.514	57.582	75.52	2.847	09:39:44.343	
3 -	33.664	22.498	56.162	77.42	1.427	09:40:40.505	
4 -	33.562	22.451	56.013	77.63	1.278	09:41:36.518	
5 -	33.633	22.447	56.080	77.54	1.345	09:42:32.598	
6 -	33.310	22.246	55.556	78.27	0.821	09:43:28.154	
7 -	32.921	22.480	55.401	78.49	0.666	09:44:23.555	
8 -	32.552	22.183	54.735 (1)	79.44		09:45:18.290	
9 -	32.733	22.446	55.179 (3)	78.80	0.444	09:46:13.469	
10 -	34.696	23.461	58.157	74.77	3.422	09:47:11.626	
11 -	32.958	22.180	55.138 (2)	78.86	0.403	09:48:06.764	

P22		651 U		Andrew MOXON		Yamaha R1 - Dartmotorsport.com + Vanguard motorsport	
IDEAL LAP TIME : 54.776		BEST LAP TIME : 54.845		DIFFERENCE : 0.069			
LAP	SECTOR 1	SECTOR 2	LAP TIME	MPH	DIFF	TIME OF DAY	
1 -	38.874	24.248	1:03.122	68.89	8.277	09:38:45.625	
2 -	37.094	23.247	1:00.341	72.06	5.496	09:39:45.966	
3 -	36.242	22.246	58.488	74.35	3.643	09:40:44.454	
4 -	35.269	22.651	57.920	75.07	3.075	09:41:42.374	
5 -	34.837	21.662	56.499	76.96	1.654	09:42:38.873	
6 -	33.657	21.459	55.116 (3)	78.89	0.271	09:43:33.989	
7 -	33.685	21.644	55.329	78.59	0.484	09:44:29.318	
8 -	33.596	21.362	54.958 (2)	79.12	0.113	09:45:24.276	
9 -	33.445	21.400	54.845 (1)	79.28		09:46:19.121	
10 -	34.091	21.331	55.422	78.46	0.577	09:47:14.543	

P23		3 E		Tom BARRETT		Honda RS250 - The Two Stroke Workshop	
IDEAL LAP TIME : 54.654		BEST LAP TIME : 54.958		DIFFERENCE : 0.304			
LAP	SECTOR 1	SECTOR 2	LAP TIME	MPH	DIFF	TIME OF DAY	
1 -	36.419	23.617	1:00.036	72.43	5.078	09:38:48.950	
2 -	36.477	23.276	59.753	72.77	4.795	09:39:48.703	
3 -	35.521	22.908	58.429	74.42	3.471	09:40:47.132	
4 -	34.174	23.464	57.638	75.44	2.680	09:41:44.770	
5 -	34.382	22.539	56.921	76.39	1.963	09:42:41.691	
6 -	33.256	21.813	55.069 (3)	78.96	0.111	09:43:36.760	
7 -	33.560	21.996	55.556	78.27	0.598	09:44:32.316	
8 -	33.383	22.739	56.122	77.48	1.164	09:45:28.438	
9 -	33.159	21.799	54.958 (1)	79.12		09:46:23.396	
10 -	33.535	21.495	55.030 (2)	79.02	0.072	09:47:18.426	
11 -	34.159	22.623	56.782	76.58	1.824	09:48:15.208	

P24		55 E		Nick HODGINS		Suzuki GSXR 750 - Dad, Claire, Super Sam, ASR, Caz	
IDEAL LAP TIME : 55.011		BEST LAP TIME : 55.011		DIFFERENCE : 0.000			
LAP	SECTOR 1	SECTOR 2	LAP TIME	MPH	DIFF	TIME OF DAY	
1 -	37.227	23.677	1:00.904	71.40	5.893	09:38:46.187	
2 -	36.940	23.322	1:00.262	72.16	5.251	09:39:46.449	
3 -	36.172	22.466	58.638	74.16	3.627	09:40:45.087	
4 -	35.013	22.618	57.631	75.45	2.620	09:41:42.718	
5 -	35.114	21.748	56.862	76.47	1.851	09:42:39.580	
6 -	33.709	21.436	55.145 (2)	78.85	0.134	09:43:34.725	
7 -	33.620	21.391	55.011 (1)	79.04		09:44:29.736	
8 -	33.663	21.485	55.148 (3)	78.85	0.137	09:45:24.884	
9 -	33.919	21.792	55.711	78.05	0.700	09:46:20.595	
10 -	33.702	22.065	55.767	77.97	0.756	09:47:16.362	
11 -	34.145	22.694	56.839	76.50	1.828	09:48:13.201	

Weather / Track : Cloudy / Dry

Brands Hatch Indy
Circuit Length = 1.2079 miles
Start: 09:37 Flag 09:47 End: 09:48

BMCRC - MRO Championships 2021 - Rnd 6 @ Brands Hatch Indy

Thunderbike Extreme & Ultra & Rookie 1000

QUALIFYING - SECTOR ANALYSIS



SECTOR 1 = FL to I1, SECTOR 2 = I1 to FL, DIFF = Difference To Personal Best Lap, P = Crossed Finish Line in Pit Lane, D = Time Disallowed

P25 73 E		Oliver MACRAE		Yamaha R6 - EPS Pumps			
IDEAL LAP TIME : 55.129		BEST LAP TIME : 55.140		DIFFERENCE : 0.011			
LAP	SECTOR 1	SECTOR 2	LAP TIME	MPH	DIFF	TIME OF DAY	
1 -	37.802	24.035	1:01.837	70.32	6.697	09:39:04.901	
2 -	35.775	22.989	58.764	74.00	3.624	09:40:03.665	
3 -	35.207	22.670	57.877	75.13	2.737	09:41:01.542	
4 -	35.135	22.629	57.764	75.28	2.624	09:41:59.306	
5 -	34.056	22.323	56.379	77.13	1.239	09:42:55.685	
6 -	34.331	22.101	56.432	77.05	1.292	09:43:52.117	
7 -	33.510	22.157	55.667 (3)	78.11	0.527	09:44:47.784	
8 -	33.687	22.082	55.769	77.97	0.629	09:45:43.553	
9 -	33.207	21.933	55.140 (1)	78.86		09:46:38.693	
10 -	33.196	22.039	55.235 (2)	78.72	0.095	09:47:33.928	

P26 86 1000		Frederico LOPES		Kawasaki ZX10R - FLR Procurement Ltd			
IDEAL LAP TIME : 55.687		BEST LAP TIME : 55.705		DIFFERENCE : 0.018			
LAP	SECTOR 1	SECTOR 2	LAP TIME	MPH	DIFF	TIME OF DAY	
1 -	35.457	23.203	58.660 (3)	74.13	2.955	09:38:57.414	
2 -	33.663	22.231	55.894 (2)	77.80	0.189	09:39:53.308	
3 -	33.456	22.249	55.705 (1)	78.06		09:40:49.013	

P27 222 1000		Phil ROOKE		Kawasaki ZX10R - AJ ROOKE ELECTRICAL CONTRACTORS			
IDEAL LAP TIME : 55.774		BEST LAP TIME : 55.860		DIFFERENCE : 0.086			
LAP	SECTOR 1	SECTOR 2	LAP TIME	MPH	DIFF	TIME OF DAY	
1 -	37.816	23.778	1:01.594	70.60	5.734	09:39:24.726	
2 -	35.633	22.516	58.149	74.78	2.289	09:40:22.875	
3 -	34.875	22.668	57.543	75.57	1.683	09:41:20.418	
4 -	34.378	22.420	56.798	76.56	0.938	09:42:17.216	
5 -	33.903	21.957	55.860 (1)	77.84		09:43:13.076	
6 -	33.817	22.339	56.156 (2)	77.43	0.296	09:44:09.232	
7 -	34.905	22.085	56.990	76.30	1.130	09:45:06.222	
8 -	33.824	22.832	56.656 (3)	76.75	0.796	09:46:02.878	
9 -	34.039	24.078	58.117	74.82	2.257	09:47:00.995	

P28 23 U		Justin ROSE		Yamaha R1 -			
IDEAL LAP TIME : 55.944		BEST LAP TIME : 55.944		DIFFERENCE : 0.000			
LAP	SECTOR 1	SECTOR 2	LAP TIME	MPH	DIFF	TIME OF DAY	
1 -	37.737	24.308	1:02.045	70.08	6.101	09:39:04.541	
2 -	36.837	23.298	1:00.135	72.31	4.191	09:40:04.676	
3 -	35.332	22.686	58.018	74.95	2.074	09:41:02.694	
4 -	34.756	22.498	57.254	75.95	1.310	09:41:59.948	
5 -	35.266	22.672	57.938	75.05	1.994	09:42:57.886	
6 -	34.448	22.284	56.732 (3)	76.65	0.788	09:43:54.618	
7 -	33.763	22.181	55.944 (1)	77.73		09:44:50.562	
8 -	34.558	22.501	57.059	76.21	1.115	09:45:47.621	
9 -	34.462	22.497	56.959	76.34	1.015	09:46:44.580	
10 -	34.258	22.227	56.485 (2)	76.98	0.541	09:47:41.065	

BMCRC - MRO Championships 2021 - Rnd 6 @ Brands Hatch Indy

Thunderbike Extreme & Ultra & Rookie 1000

QUALIFYING - SECTOR ANALYSIS



SECTOR 1 = FL to I1, SECTOR 2 = I1 to FL, DIFF = Difference To Personal Best Lap, P = Crossed Finish Line in Pit Lane, D = Time Disallowed

P29		159 E		Benn RIDGWELL		Suzuki SV650 - Ridgely Racing	
IDEAL LAP TIME : 56.483		BEST LAP TIME : 56.743		DIFFERENCE : 0.260			
LAP	SECTOR 1	SECTOR 2	LAP TIME	MPH	DIFF	TIME OF DAY	
1 -	35.584	23.108	58.692	74.09	1.949	09:38:55.816	
2 -	34.991	22.961	57.952	75.03	1.209	09:39:53.768	
3 -	34.157	22.633	56.790 (2)	76.57	0.047	09:40:50.558	
4 -	34.399	22.627	57.026	76.25	0.283	09:41:47.584	
5 -	34.211	22.760	56.971	76.33	0.228	09:42:44.555	
6 -	33.957	22.876	56.833 (3)	76.51	0.090	09:43:41.388	
7 -	34.168	22.916	57.084	76.17	0.341	09:44:38.472	
8 -	34.389	22.895	57.284	75.91	0.541	09:45:35.756	
9 -	33.856	22.887	56.743 (1)	76.63		09:46:32.499	
10 -	34.271	22.960	57.231	75.98	0.488	09:47:29.730	

P30		6 E		Andrew FIRTH		Yamaha YZF-R1 - LTRmotorcycles.co.uk / Palmer Race Skool /	
IDEAL LAP TIME : 56.667		BEST LAP TIME : 56.784		DIFFERENCE : 0.117			
LAP	SECTOR 1	SECTOR 2	LAP TIME	MPH	DIFF	TIME OF DAY	
1 -	37.657	24.216	1:01.873	70.28	5.089	09:38:48.597	
2 -	37.095	23.691	1:00.786	71.53	4.002	09:39:49.383	
3 -	35.490	23.174	58.664	74.12	1.880	09:40:48.047	
4 -	34.761	23.049	57.810	75.22	1.026	09:41:45.857	
5 -	34.485	22.784	57.269	75.93	0.485	09:42:43.126	
6 -	34.456	22.781	57.237	75.97	0.453	09:43:40.363	
7 -	34.237	22.849	57.086 (3)	76.17	0.302	09:44:37.449	
8 -	34.896	22.674	57.570	75.53	0.786	09:45:35.019	
9 -	34.135	22.657	56.792 (2)	76.57	0.008	09:46:31.811	
10 -	34.252	22.532	56.784 (1)	76.58		09:47:28.595	

P31		19 1000		Lee GRANT		Yamaha R1M - Grant carpentry and construction ltd	
IDEAL LAP TIME : 55.839		BEST LAP TIME : 57.029		DIFFERENCE : 1.190			
LAP	SECTOR 1	SECTOR 2	LAP TIME	MPH	DIFF	TIME OF DAY	
1 -	35.101	21.928	57.029 (1)	76.25		09:38:52.415	
2 -	33.911	23.590	57.501 (2)	75.62	0.472	09:39:49.916	
3 -	35.535	22.853	58.388	74.47	1.359	09:40:48.304	
4 -	34.871	23.395	58.266 (3)	74.63	1.237	09:41:46.570	

P32		12 1000		Paul BOXALL		Kawasaki ZX10R - WG Tyres	
IDEAL LAP TIME : 57.157		BEST LAP TIME : 57.200		DIFFERENCE : 0.043			
LAP	SECTOR 1	SECTOR 2	LAP TIME	MPH	DIFF	TIME OF DAY	
1 -	38.194	23.324	1:01.518	70.68	4.318	09:39:03.041	
2 -	36.151	23.420	59.571	72.99	2.371	09:40:02.612	
3 -	35.342	22.913	58.255	74.64	1.055	09:41:00.867	
4 -	35.602	22.653	58.255	74.64	1.055	09:41:59.122	
5 -	35.886	22.687	58.573	74.24	1.373	09:42:57.695	
6 -	36.001	23.748	59.749	72.78	2.549	09:43:57.444	
7 -	34.753	22.918	57.671	75.40	0.471	09:44:55.115	
8 -	34.796	22.404	57.200 (1)	76.02		09:45:52.315	
9 -	34.810	22.525	57.335 (2)	75.84	0.135	09:46:49.650	
10 -	34.855	22.717	57.572 (3)	75.53	0.372	09:47:47.222	

Weather / Track : Cloudy / Dry

Brands Hatch Indy
Circuit Length = 1.2079 miles
Start: 09:37 Flag 09:47 End: 09:48

BMCRC - MRO Championships 2021 - Rnd 6 @ Brands Hatch Indy

Thunderbike Extreme & Ultra & Rookie 1000

QUALIFYING - SECTOR ANALYSIS



SECTOR 1 = FL to I1, SECTOR 2 = I1 to FL, DIFF = Difference To Personal Best Lap, P = Crossed Finish Line in Pit Lane, D = Time Disallowed

P33 101 E		Glen TRIPP		Honda CBR 600FW - yaki too racing			
IDEAL LAP TIME : 57.085		BEST LAP TIME : 57.407		DIFFERENCE : 0.322			
LAP	SECTOR 1	SECTOR 2	LAP TIME	MPH	DIFF	TIME OF DAY	
1 -	38.512	24.326	1:02.838	69.20	5.431	09:39:17.866	
2 -	37.575	24.370	1:01.945	70.20	4.538	09:40:19.811	
3 -	36.440	22.858	59.298	73.33	1.891	09:41:19.109	
4 -	35.715	23.557	59.272	73.36	1.865	09:42:18.381	
5 -	35.795	22.802	58.597	74.21	1.190	09:43:16.978	
6 -	35.964	23.146	59.110	73.56	1.703	09:44:16.088	
7 -	35.177	22.464	57.641 (2)	75.44	0.234	09:45:13.729	
8 -	34.621	22.786	57.407 (1)	75.75		09:46:11.136	
9 -	35.589	22.679	58.268	74.63	0.861	09:47:09.404	
10 -	35.413	22.539	57.952 (3)	75.03	0.545	09:48:07.356	

P34 46 E		Adrian DRAPER		Suzuki GSXR 750 - droopy racing uk			
IDEAL LAP TIME : 59.786		BEST LAP TIME : 59.786		DIFFERENCE : 0.000			
LAP	SECTOR 1	SECTOR 2	LAP TIME	MPH	DIFF	TIME OF DAY	
1 -	39.406	24.483	1:03.889	68.06	4.103	09:39:22.155	
2 -	36.585	23.201	59.786 (1)	72.73		09:40:21.941	
3 -	36.646	23.589	1:00.235 (2)	72.19	0.449	09:41:22.176	
4 -	37.029	23.524	1:00.553 (3)	71.81	0.767	09:42:22.729	
5 -	36.989	23.660	1:00.649	71.70	0.863	09:43:23.378	

P35 21 U		Danny BRENNAN		Yamaha R1 - Greenplantuk			
IDEAL LAP TIME : 1:01.838		BEST LAP TIME : 1:01.847		DIFFERENCE : 0.009			
LAP	SECTOR 1	SECTOR 2	LAP TIME	MPH	DIFF	TIME OF DAY	
1 -	38.341	24.513	1:02.854 (2)	69.18	1.007	09:39:17.710	
2 -	37.325	24.522	1:01.847 (1)	70.31		09:40:19.557	

P36 18 E		Stuart ALBON		Honda 954 FIREBLADE - Winter Sun Skydiving			
IDEAL LAP TIME : 1:04.125		BEST LAP TIME : 1:04.435		DIFFERENCE : 0.310			
LAP	SECTOR 1	SECTOR 2	LAP TIME	MPH	DIFF	TIME OF DAY	
1 -	43.836	27.779	1:11.615	60.72	7.180	09:39:28.965	
2 -	42.879	27.116	1:09.995	62.12	5.560	09:40:38.960	
3 -	41.054	27.241	1:08.295	63.67	3.860	09:41:47.255	
4 -	40.407	26.051	1:06.458	65.43	2.023	09:42:53.713	
5 -	39.638	25.700	1:05.338	66.55	0.903	09:43:59.051	
6 -	39.007	25.824	1:04.831 (2)	67.07	0.396	09:45:03.882	
7 -	39.317	25.118	1:04.435 (1)	67.48		09:46:08.317	
8 -	39.084	26.014	1:05.098 (3)	66.80	0.663	09:47:13.415	

BMCRC - MRO Championships 2021 - Rnd 6 @ Brands Hatch Indy

Thunderbike Extreme & Ultra & Rookie 1000

QUALIFYING - BEST SECTORS

SECTOR 1			SECTOR 2			IDEAL / BEST COMPARISON						
POS	NO	NAME	TIME	NO	NAME	TIME	POS	NO	NAME	IDEAL	BEST	DIFF
									PERFECT LAP	51.032		
1	275	WILBY	30.886	102	FEARN	20.146	1	102	FEARN	51.039	51.039	0.000
2	102	FEARN	30.893	29	DINSMORE	20.280	2	275	WILBY	51.329	51.330	0.001
3	5	KILLWORTH	31.062	275	WILBY	20.443	3	5	KILLWORTH	51.681	51.996	0.315
4	20	SWYER	31.145	220	KIRK	20.478	4	961	SIM	51.781	51.781	0.000
5	961	SIM	31.182	100	HUNTER	20.496	5	29	DINSMORE	51.902	52.124	0.222
6	100	HUNTER	31.577	961	SIM	20.599	6	20	SWYER	52.041	52.041	0.000
7	77	MAY	31.601	5	KILLWORTH	20.619	7	100	HUNTER	52.073	52.232	0.159
8	29	DINSMORE	31.622	53	McGLYNN	20.758	8	220	KIRK	52.128	52.240	0.112
9	344	WILLIAMS	31.641	344	WILLIAMS	20.817	9	77	MAY	52.427	52.619	0.192
10	220	KIRK	31.650	77	MAY	20.826	10	344	WILLIAMS	52.458	52.458	0.000
11	53	McGLYNN	31.730	20	SWYER	20.896	11	53	McGLYNN	52.488	53.128	0.640
12	213	PETRIE	31.741	138	REVELEY	20.904	12	213	PETRIE	52.843	53.046	0.203
13	41	ABRAHAM	31.969	41	ABRAHAM	20.939	13	41	ABRAHAM	52.908	53.156	0.248
14	22	MAY	32.102	129	CRIPPS	21.018	14	129	CRIPPS	53.122	53.289	0.167
15	129	CRIPPS	32.104	213	PETRIE	21.102	15	138	REVELEY	53.349	53.531	0.182
16	28	SPENCER	32.405	28	SPENCER	21.316	16	22	MAY	53.619	53.799	0.180
17	110	CLARKE	32.437	651	MOXON	21.331	17	28	SPENCER	53.721	53.905	0.184
18	138	REVELEY	32.445	55	HODGINS	21.391	18	110	CLARKE	54.289	54.624	0.335
19	9	CAYFORD	32.552	3	BARRETT	21.495	19	180	OVEL	54.463	54.669	0.206
20	180	OVEL	32.851	22	MAY	21.517	20	3	BARRETT	54.654	54.958	0.304
21	119	HEALEY	33.101	119	HEALEY	21.610	21	119	HEALEY	54.711	54.711	0.000
22	3	BARRETT	33.159	180	OVEL	21.612	22	9	CAYFORD	54.732	54.735	0.003
23	73	MACRAE	33.196	110	CLARKE	21.852	23	651	MOXON	54.776	54.845	0.069
24	651	MOXON	33.445	19	GRANT	21.928	24	55	HODGINS	55.011	55.011	0.000
25	86	LOPES	33.456	73	MACRAE	21.933	25	73	MACRAE	55.129	55.140	0.011
26	55	HODGINS	33.620	222	ROOKE	21.957	26	86	LOPES	55.687	55.705	0.018
27	23	ROSE	33.763	9	CAYFORD	22.180	27	222	ROOKE	55.774	55.860	0.086
28	222	ROOKE	33.817	23	ROSE	22.181	28	19	GRANT	55.839	57.029	1.190
29	159	RIDGWELL	33.856	86	LOPES	22.231	29	23	ROSE	55.944	55.944	0.000
30	19	GRANT	33.911	12	BOXALL	22.404	30	159	RIDGWELL	56.483	56.743	0.260
31	6	FIRTH	34.135	101	TRIPP	22.464	31	6	FIRTH	56.667	56.784	0.117
32	101	TRIPP	34.621	6	FIRTH	22.532	32	101	TRIPP	57.085	57.407	0.322
33	12	BOXALL	34.753	159	RIDGWELL	22.627	33	12	BOXALL	57.157	57.200	0.043
34	46	DRAPER	36.585	46	DRAPER	23.201	34	46	DRAPER	59.786	59.786	0.000
35	21	BRENNAN	37.325	21	BRENNAN	24.513	35	21	BRENNAN	1:01.838	1:01.847	0.009
36	18	ALBON	39.007	18	ALBON	25.118	36	18	ALBON	1:04.125	1:04.435	0.310

Weather / Track : Cloudy / Dry

Results can be found at www.tsl-timing.com

Brands Hatch Indy
Circuit Length = 1.2079 miles
Start: 09:37 Flag 09:47 End: 09:48

Printed - 09:50 Saturday, 02 October 2021

BMCRC - MRO Championships 2021 - Rnd 6 @ Brands Hatch Indy

Thunderbike Extreme & Ultra & Rookie 1000

QUALIFYING - STATISTICS

Competitors Started	36
Planned Start	2021-10-02 @ 09:51:00.000
Actual Start	2021-10-02 @ 09:37:11.909
Finish Time	2021-10-02 @ 09:47:25.080
Track Length	1.2079mi.
Total Laps	341
Total Distance Covered	411.9094mi.

Session Fastest Lap History

NO	CL	NAME	LAP TIME	TIME OF DAY	LAP	VEHICLE
961	E	Jack SIM	56.080	09:38:40.864	1	Yamaha R6
100	1000	Antony HUNTER	55.360	09:38:52.594	1	Kawasaki ZX10
5	U	Stacey KILLWORTH	54.723	09:38:57.610	1	Suzuki GSXR 1000
961	E	Jack SIM	54.148	09:39:35.012	2	Yamaha R6
102	U	James FEARN	53.439	09:39:35.395	2	Suzuki GSXR1000
29	U	Cecil DINSMORE	53.158	09:39:50.454	2	Suzuki GSXR 1000
5	U	Stacey KILLWORTH	53.105	09:39:50.715	2	Suzuki GSXR 1000
102	U	James FEARN	52.871	09:40:28.266	3	Suzuki GSXR1000
275	U	Mark WILBY	52.666	09:40:49.632	3	Suzuki GSXR1000
102	U	James FEARN	52.251	09:41:20.492	4	Suzuki GSXR1000
102	U	James FEARN	52.092	09:42:12.608	5	Suzuki GSXR1000
102	U	James FEARN	51.795	09:43:04.403	6	Suzuki GSXR1000
961	E	Jack SIM	51.781	09:43:05.288	6	Yamaha R6
275	U	Mark WILBY	51.330	09:45:14.396	8	Suzuki GSXR1000
102	U	James FEARN	51.320	09:46:33.020	10	Suzuki GSXR1000
102	U	James FEARN	51.039	09:47:24.083	11	Suzuki GSXR1000

Flag History

TYPE	TIME OF DAY
GREEN	09:37:11.909
FINISH	09:47:25.080

Flag Statistics

TYPE	COUNT	TOTAL LAPS	TOTAL TIME
Green	1	12	11:17.210
Red	0	0	0.000
Safety Car	0	0	0.000
FCY	0	0	0.000

Weather / Track : Cloudy / Dry

Results can be found at www.tsl-timing.com

Page 1 of 4

Brands Hatch Indy
Circuit Length = 1.2079 miles
Start: 09:37 Flag 09:47 End: 09:48

Printed - 09:50 Saturday, 02 October 2021

BMCRC - MRO Championships 2021 - Rnd 6 @ Brands Hatch Indy

Thunderbike Extreme & Ultra & Rookie 1000

QUALIFYING - STATISTICS

CLASS : E

17 Starters

Fastest Lap History

NO	NAME	LAP TIME	TIME OF DAY	LAP	VEHICLE
961	Jack SIM	56.080	09:38:40.864	1	Yamaha R6
961	Jack SIM	54.148	09:39:35.012	2	Yamaha R6
961	Jack SIM	53.341	09:40:28.342	3	Yamaha R6
961	Jack SIM	52.919	09:41:21.273	4	Yamaha R6
961	Jack SIM	52.235	09:42:13.506	5	Yamaha R6
961	Jack SIM	51.781	09:43:05.288	6	Yamaha R6

BMCRC - MRO Championships 2021 - Rnd 6 @ Brands Hatch Indy

Thunderbike Extreme & Ultra & Rookie 1000

QUALIFYING - STATISTICS

CLASS : U

10 Starters

Fastest Lap History

NO	NAME	LAP TIME	TIME OF DAY	LAP	VEHICLE
102	James FEARN	56.622	09:38:41.956	1	Suzuki GSXR1000
29	Cecil DINSMORE	55.691	09:38:57.295	1	Suzuki GSXR 1000
5	Stacey KILLWORTH	54.723	09:38:57.610	1	Suzuki GSXR 1000
102	James FEARN	53.439	09:39:35.395	2	Suzuki GSXR1000
29	Cecil DINSMORE	53.158	09:39:50.454	2	Suzuki GSXR 1000
5	Stacey KILLWORTH	53.105	09:39:50.715	2	Suzuki GSXR 1000
102	James FEARN	52.871	09:40:28.266	3	Suzuki GSXR1000
275	Mark WILBY	52.666	09:40:49.632	3	Suzuki GSXR1000
102	James FEARN	52.251	09:41:20.492	4	Suzuki GSXR1000
102	James FEARN	52.092	09:42:12.608	5	Suzuki GSXR1000
102	James FEARN	51.795	09:43:04.403	6	Suzuki GSXR1000
275	Mark WILBY	51.330	09:45:14.396	8	Suzuki GSXR1000
102	James FEARN	51.320	09:46:33.020	10	Suzuki GSXR1000
102	James FEARN	51.039	09:47:24.083	11	Suzuki GSXR1000

Weather / Track : Cloudy / Dry

Results can be found at www.tsl-timing.com

Page 3 of 4

Brands Hatch Indy
Circuit Length = 1.2079 miles
Start: 09:37 Flag 09:47 End: 09:48

Printed - 09:50 Saturday, 02 October 2021

BMCRC - MRO Championships 2021 - Rnd 6 @ Brands Hatch Indy

Thunderbike Extreme & Ultra & Rookie 1000

QUALIFYING - STATISTICS

CLASS : 1000

9 Starters

Fastest Lap History

NO	NAME	LAP TIME	TIME OF DAY	LAP	VEHICLE
19	Lee GRANT	57.029	09:38:52.437	1	Yamaha R1M
100	Antony HUNTER	55.360	09:38:52.594	1	Kawasaki ZX10
344	Andrew WILLIAMS	54.396	09:39:53.516	2	Suzuki GSXR
53	Seamus McGLYNN	54.357	09:40:55.294	3	Yamaha R1
100	Antony HUNTER	53.910	09:41:36.998	4	Kawasaki ZX10
100	Antony HUNTER	52.232	09:42:29.229	5	Kawasaki ZX10

BMCRC - MRO Championships 2021 - Rnd 6 @ Brands Hatch Indy

Team Respro MRO 600 & BMCRC Rookie 600

QUALIFYING - CLASSIFICATION



CONTRACTORS LTD

POS	NO	CL	PIC NAME	ENTRY	TIME	ON	LAPS	GAP	DIFF	MPH
1	56		1 Michael MILLS	Yamaha R6 - A51 Racing, The Wokingham Bar Comp	50.691	4	8			85.78
2	188		2 Dawid KRAWIECKI	Yamaha R6 - Code Blue LTD & D A East Electrical	50.840	4	5	0.149	0.149	85.53
3	81		3 Dan HELYER	Triumph 675 -	51.805	5	9	1.114	0.965	83.94
4	111		4 Ryan FOLKES	Triumph DAYTONA 675 - Carl Harrison Motorcycle Ser	52.319	3	6	1.628	0.514	83.11
5	7	C	1 Thomas BENSTED	Triumph DAYTONA 675R - Significant Debt Racing	52.485	4	6	1.794	0.166	82.85
6	961		5 Jack SIM	Kawasaki ZX6R - Platform Lift Engineers Ltd	52.507	4	5	1.816	0.022	82.81
7	37	C	2 Alexander LATHAM	Triumph DAYTONA - BR-8 / McCrash Racing	52.645	3	3	1.954	0.138	82.60
8	2		6 Andrew GILL	Kawasaki ZX6R -	52.682	2	6	1.991	0.037	82.54
9	13		7 Doug EDMONDSON	Triumph DAYTONA - Stan Stephens Tuning	52.735	6	7	2.044	0.053	82.46
10	818	C	3 Alex BARKER	Yamaha R6 - Barker Woodrow LTD	52.782	5	5	2.091	0.047	82.38
11	134		8 Donald GILBERT	Kawasaki ZX6R - S and N tyres	52.871	4	7	2.180	0.089	82.24
12	95		9 Grant ROBERTSON	Kawasaki ZX6R -	52.915	4	5	2.224	0.044	82.18
13	200	C	4 Dan BURNHAM	Triumph DAYTONA 675 - BDR RACING / KY JAX	53.256	3	6	2.565	0.341	81.65
14	60		10 Jack YOUNGE	Yamaha R6 - Chase Timber / iceni motorcycles	53.564	3	5	2.873	0.308	81.18
15	501	600	2 Ashley COID	Kawasaki ZX636R -	53.628	5	6	2.937	0.064	81.08
16	100	C	5 Craig HOWTON	Kawasaki ZX6R - ME	53.831	5	7	3.140	0.203	80.78
17	8	C	6 Dave SAUNDERS	Honda CBR600 - ETR Building & Civil Engineering Ltd	53.957	6	8	3.266	0.126	80.59
18	228		11 Paul McFADDEN	Kawasaki ZX636 - T.McFadden Plant Ltd	54.210	6	6	3.519	0.253	80.21
19	179	600	4 Thomas GARNER	Yamaha R6 -	54.654	4	7	3.963	0.444	79.56
20	212	600	5 Matt PALLETT	Kawasaki ZX6R - In:timber	54.881	4	7	4.190	0.227	79.23
21	98	600	6 Timothy WALSH	Triumph 675 - T P WALSH PHE	55.102	4	8	4.411	0.221	78.91
22	30	600	7 Paul NIELD	Honda CBR600RR -	55.303	4	7	4.612	0.201	78.63
23	22	600	8 Matt GATHERCOLE	Kawasaki ZX6R - Ride In Bike Tyres	55.486	6	6	4.795	0.183	78.37
24	10	600	9 Glenn SMITH	Suzuki GSXR - AOR Alex Olsen Racing	55.490	5	7	4.799	0.004	78.36
25	994	600	10 Scott BACON	Yamaha R6 - Lexi Racing	55.499	5	5	4.808	0.009	78.35
26	50		12 Aditya Singh BEHAL	Yamaha YZF-R6 - Urban Nomads Racing	55.538	3	6	4.847	0.039	78.29
27	371	600	11 Billy HUTCHINGS	Yamaha R6 -	55.969	4	6	5.278	0.431	77.69
28	192	C	7 Daniel MOFFA	Kawasaki ZX6R - DM Racing	56.144	3	6	5.453	0.175	77.45
29	43	C	8 Daniel SALES	Yamaha R6 - Team Freddie, Ron & Frankie	56.150	5	6	5.459	0.006	77.44
30	686	600	12 Liam SPILLER	Yamaha R6 - LD Renovate Ltd	56.151	5	7	5.460	0.001	77.44
31	117	C	9 Benjamin STONARD	Yamaha R6 - BJ Signs & Decals LTD	56.475	6	6	5.784	0.324	77.00
32	51	600	13 Ross CLARKE	Kawasaki ZX600RR - Ross clarke Farriery	56.573	3	6	5.882	0.098	76.86
33	441	600	14 Toby COOK	Daytona 675R - Brixham Bodyworks	56.849	4	8	6.158	0.276	76.49
34	62	600	15 Oliver NUNN	Yamaha R6 - Intertechnik UK & STVL	58.141	3	3	7.450	1.292	74.79
35	155	600	16 Eliot SMITH	Honda CBR600RR - Pro-Moto Europe Ltd	58.278	5	8	7.587	0.137	74.61
36	44		13 Emmett BURKE	Suzuki GSXR 600 -	58.777	4	7	8.086	0.499	73.98
37	42	600	17 Kai EVANS	Suzuki GSXR 600 - CBS Ltd Construction and Engin	59.638	5	7	8.947	0.861	72.91
38	83		14 Talan SKEELS-PIGGINS	Yamaha R6 - Talan Racing	59.839	4	5	9.148	0.201	72.67
39	636	600	18 Matthew MILLS	Kawasaki ZX6R -	1:00.056	2	4	9.365	0.217	72.40

Brands Hatch Indy

Circuit Length = 1.2079 miles

Start: 10:01 Flag 10:11 End: 10:11

Weather / Track : Drizzle / Damp

These results are provisional until the conclusion of any judicial and technical matters.

Clerk Of Course :	Stewards :	Timekeeper :
-------------------	------------	--------------

Results can be found at www.tsl-timing.com

Printed - 10:12 Saturday, 02 October 2021



BMCRC - MRO Championships 2021 - Rnd 6 @ Brands Hatch Indy

Team Respro MRO 600 & BMCRC Rookie 600

QUALIFYING - SECTOR ANALYSIS



SECTOR 1 = FL to I1, SECTOR 2 = I1 to FL, DIFF = Difference To Personal Best Lap, P = Crossed Finish Line in Pit Lane, D = Time Disallowed

P1 56		Michael MILLS		Yamaha R6 - A51 Racing, The Wokingham Bar Company			
IDEAL LAP TIME : 50.687		BEST LAP TIME : 50.691		DIFFERENCE : 0.004			
LAP	SECTOR 1	SECTOR 2	LAP TIME	MPH	DIFF	TIME OF DAY	
1 -	32.147	21.121	53.268	81.63	2.577	10:03:10.807	
2 -	30.641	20.319	50.960 (2)	85.33	0.269	10:04:01.767	
3 -	30.423	20.794	51.217 (3)	84.90	0.526	10:04:52.984	
4 -	30.427	20.264	50.691 (1)	85.78		10:05:43.675	
5 -	30.688	21.898	52.586	82.69	1.895	10:06:36.261	
6 -	31.257	20.830	52.087	83.48	1.396	10:07:28.348	
7 -	32.694	20.755	53.449	81.35	2.758	10:08:21.797	
8 -	30.845	20.768	51.613	84.25	0.922	10:09:13.410	

P2 188		Dawid KRAWIECKI		Yamaha R6 - Code Blue LTD & D A East Electrical			
IDEAL LAP TIME : 50.840		BEST LAP TIME : 50.840		DIFFERENCE : 0.000			
LAP	SECTOR 1	SECTOR 2	LAP TIME	MPH	DIFF	TIME OF DAY	
1 -	OUTLAP	21.142	57.972	75.01	7.132	10:04:07.121	
2 -	31.160	21.004	52.164	83.36	1.324	10:04:59.285	
3 -	30.630	20.867	51.497 (3)	84.44	0.657	10:05:50.782	
4 -	30.230	20.610	50.840 (1)	85.53		10:06:41.622	
5 -	30.337	20.692	51.029 (2)	85.21	0.189	10:07:32.651	

P3 81		Dan HELYER		Triumph 675 -			
IDEAL LAP TIME : 51.004		BEST LAP TIME : 51.805		DIFFERENCE : 0.801			
LAP	SECTOR 1	SECTOR 2	LAP TIME	MPH	DIFF	TIME OF DAY	
1 -	34.060	22.083	56.143	77.45	4.338	10:03:27.945	
2 -	31.398	21.487	52.885	82.22	1.080	10:04:20.830	
3 -	31.330	20.953	52.283 (2)	83.17	0.478	10:05:13.113	
4 -	32.063	20.296	52.359	83.05	0.554	10:06:05.472	
5 -	30.997	20.808	51.805 (1)	83.94		10:06:57.277	
6 -	31.890	20.482	52.372	83.03	0.567	10:07:49.649	
7 -	31.412	20.926	52.338 (3)	83.08	0.533	10:08:41.987	
8 -	30.708	21.670	52.378	83.02	0.573	10:09:34.365	
9 -	30.749	25.758	56.507	76.95	4.702	10:10:30.872	

P4 111		Ryan FOLKES		Triumph DAYTONA 675 - Carl Harrison Motorcycle Services			
IDEAL LAP TIME : 51.900		BEST LAP TIME : 52.319		DIFFERENCE : 0.419			
LAP	SECTOR 1	SECTOR 2	LAP TIME	MPH	DIFF	TIME OF DAY	
1 -	36.521	21.983	58.504	74.33	6.185	10:03:10.806	
2 -	32.138	20.568	52.706 (3)	82.50	0.387	10:04:03.512	
3 -	31.636	20.683	52.319 (1)	83.11		10:04:55.831	
4 -	32.131	21.472	53.603	81.12	1.284	10:05:49.434	
5 -	31.436	20.918	52.354 (2)	83.06	0.035	10:06:41.788	
6 -	31.332	21.554	52.886	82.22	0.567	10:07:34.674	

P5 7 C		Thomas BENSTED		Triumph DAYTONA 675R - Significant Debt Racing			
IDEAL LAP TIME : 52.485		BEST LAP TIME : 52.485		DIFFERENCE : 0.000			
LAP	SECTOR 1	SECTOR 2	LAP TIME	MPH	DIFF	TIME OF DAY	
1 -	33.264	21.724	54.988	79.08	2.503	10:03:00.130	
2 -	32.574	21.512	54.086	80.40	1.601	10:03:54.216	
3 -	32.111	20.959	53.070 (2)	81.94	0.585	10:04:47.286	
4 -	31.626	20.859	52.485 (1)	82.85		10:05:39.771	
5 -	32.209	21.540	53.749 (3)	80.90	1.264	10:06:33.520	
6 -	33.020	21.657	54.677	79.53	2.192	10:07:28.197	

Weather / Track : Drizzle / Damp

Brands Hatch Indy
Circuit Length = 1.2079 miles
Start: 10:01 Flag 10:11 End: 10:11

BMCRC - MRO Championships 2021 - Rnd 6 @ Brands Hatch Indy

Team Respro MRO 600 & BMCRC Rookie 600

QUALIFYING - SECTOR ANALYSIS



SECTOR 1 = FL to I1, SECTOR 2 = I1 to FL, DIFF = Difference To Personal Best Lap, P = Crossed Finish Line in Pit Lane, D = Time Disallowed

P6 961		Jack SIM		Kawasaki ZX6 R - Platform Lift Engineers Ltd			
IDEAL LAP TIME : 52.461		BEST LAP TIME : 52.507		DIFFERENCE : 0.046			
LAP	SECTOR 1	SECTOR 2	LAP TIME	MPH	DIFF	TIME OF DAY	
1 -	33.889	21.774	55.663	78.12	3.156	10:03:00.056	
2 -	32.138	21.334	53.472 (3)	81.32	0.965	10:03:53.528	
3 -	31.794	21.122	52.916 (2)	82.17	0.409	10:04:46.444	
4 -	31.339	21.168	52.507 (1)	82.81		10:05:38.951	
5 -	31.927	22.225	54.152	80.30	1.645	10:06:33.103	

P7 37 C		Alexander LATHAM		Triumph DAYTONA - BR-8 / McCrash Racing			
IDEAL LAP TIME : 52.645		BEST LAP TIME : 52.645		DIFFERENCE : 0.000			
LAP	SECTOR 1	SECTOR 2	LAP TIME	MPH	DIFF	TIME OF DAY	
1 -	34.909	21.849	56.758 (3)	76.61	4.113	10:03:54.162	
2 -	32.874	21.307	54.181 (2)	80.26	1.536	10:04:48.343	
3 -	31.818	20.827	52.645 (1)	82.60		10:05:40.988	

P8 2		Andrew GILL		Kawasaki ZX6R -			
IDEAL LAP TIME : 52.536		BEST LAP TIME : 52.682		DIFFERENCE : 0.146			
LAP	SECTOR 1	SECTOR 2	LAP TIME	MPH	DIFF	TIME OF DAY	
1 -	32.314	20.996	53.310	81.57	0.628	10:03:43.499	
2 -	31.540	21.142	52.682 (1)	82.54		10:04:36.181	
3 -	31.956	21.347	53.303 (3)	81.58	0.621	10:05:29.484	
4 -	32.828	IN PIT	1:30.567 P	48.01	37.885	10:07:00.051	
5 -	OUTLAP	21.525	58.270	74.62	5.588	10:07:58.321	
6 -	31.727	21.150	52.877 (2)	82.23	0.195	10:08:51.198	

P9 13		Doug EDMONDSON		Triumph DAYTONA - Stan Stephens Tuning			
IDEAL LAP TIME : 52.388		BEST LAP TIME : 52.735		DIFFERENCE : 0.347			
LAP	SECTOR 1	SECTOR 2	LAP TIME	MPH	DIFF	TIME OF DAY	
1 -	32.870	22.545	55.415	78.47	2.680	10:03:16.305	
2 -	34.079	21.551	55.630	78.17	2.895	10:04:11.935	
3 -	32.245	20.957	53.202 (2)	81.73	0.467	10:05:05.137	
4 -	32.298	20.906	53.204 (3)	81.73	0.469	10:05:58.341	
5 -	31.996	21.478	53.474	81.32	0.739	10:06:51.815	
6 -	31.482	21.253	52.735 (1)	82.46		10:07:44.550	
7 -	32.217	22.026	54.243	80.16	1.508	10:08:38.793	

P10 818 C		Alex BARKER		Yamaha R6 - Barker Woodrow LTD			
IDEAL LAP TIME : 52.782		BEST LAP TIME : 52.782		DIFFERENCE : 0.000			
LAP	SECTOR 1	SECTOR 2	LAP TIME	MPH	DIFF	TIME OF DAY	
1 -	33.714	21.389	55.103	78.91	2.321	10:03:33.210	
2 -	32.925	21.139	54.064 (3)	80.43	1.282	10:04:27.274	
3 -	32.237	21.934	54.171	80.27	1.389	10:05:21.445	
4 -	32.085	21.904	53.989 (2)	80.54	1.207	10:06:15.434	
5 -	31.923	20.859	52.782 (1)	82.38		10:07:08.216	

P11 134		Donald GILBERT		Kawasaki ZX6R - S and N tyres			
IDEAL LAP TIME : 52.871		BEST LAP TIME : 52.871		DIFFERENCE : 0.000			
LAP	SECTOR 1	SECTOR 2	LAP TIME	MPH	DIFF	TIME OF DAY	
1 -	OUTLAP	21.555	1:01.219	71.03	8.348	10:04:14.648	
2 -	33.952	21.653	55.605	78.20	2.734	10:05:10.253	
3 -	33.132	21.044	54.176 (3)	80.26	1.305	10:06:04.429	
4 -	31.992	20.879	52.871 (1)	82.24		10:06:57.300	
5 -	32.310	20.892	53.202 (2)	81.73	0.331	10:07:50.502	
6 -	32.335	21.934	54.269	80.13	1.398	10:08:44.771	
7 -	33.408	21.902	55.310	78.62	2.439	10:09:40.081	

Weather / Track : Drizzle / Damp

Brands Hatch Indy
Circuit Length = 1.2079 miles
Start: 10:01 Flag 10:11 End: 10:11

BMCRC - MRO Championships 2021 - Rnd 6 @ Brands Hatch Indy

Team Respro MRO 600 & BMCRC Rookie 600

QUALIFYING - SECTOR ANALYSIS



SECTOR 1 = FL to I1, SECTOR 2 = I1 to FL, DIFF = Difference To Personal Best Lap, P = Crossed Finish Line in Pit Lane, D = Time Disallowed

P12 95		Grant ROBERTSON		Kawasaki ZX6R -		
IDEAL LAP TIME : 52.871		BEST LAP TIME : 52.915		DIFFERENCE : 0.044		
LAP	SECTOR 1	SECTOR 2	LAP TIME	MPH	DIFF	TIME OF DAY
1 -	OUTLAP	22.181	1:01.438	70.78	8.523	10:04:14.010
2 -	33.585	21.853	55.438	78.44	2.523	10:05:09.448
3 -	33.078	20.915	53.993 (3)	80.54	1.078	10:06:03.441
4 -	32.108	20.807	52.915 (1)	82.18		10:06:56.356
5 -	33.061	20.763	53.824 (2)	80.79	0.909	10:07:50.180

P13 200 C		Dan BURNHAM		Triumph DAYTONA 675 - BDR RACING / KY JAX		
IDEAL LAP TIME : 53.235		BEST LAP TIME : 53.256		DIFFERENCE : 0.021		
LAP	SECTOR 1	SECTOR 2	LAP TIME	MPH	DIFF	TIME OF DAY
1 -	OUTLAP	21.641	1:00.461	71.92	7.205	10:04:11.475
2 -	33.889	20.906	54.795	79.36	1.539	10:05:06.270
3 -	32.351	20.905	53.256 (1)	81.65		10:05:59.526
4 -	33.438	20.884	54.322 (3)	80.05	1.066	10:06:53.848
5 -	32.401	21.434	53.835 (2)	80.77	0.579	10:07:47.683
6 -	32.690	22.037	54.727	79.45	1.471	10:08:42.410

P14 60		Jack YOUNGE		Yamaha R6 - Chase Timber / iceni motorcycles		
IDEAL LAP TIME : 53.502		BEST LAP TIME : 53.564		DIFFERENCE : 0.062		
LAP	SECTOR 1	SECTOR 2	LAP TIME	MPH	DIFF	TIME OF DAY
1 -	OUTLAP	22.310	1:00.600	71.75	7.036	10:04:12.724
2 -	33.652	21.352	55.004	79.05	1.440	10:05:07.728
3 -	32.150	21.414	53.564 (1)	81.18		10:06:01.292
4 -	32.536	21.456	53.992 (2)	80.54	0.428	10:06:55.284
5 -	32.466	21.768	54.234 (3)	80.18	0.670	10:07:49.518

P15 501 600		Ashley COID		Kawasaki ZX636R -		
IDEAL LAP TIME : 53.628		BEST LAP TIME : 53.628		DIFFERENCE : 0.000		
LAP	SECTOR 1	SECTOR 2	LAP TIME	MPH	DIFF	TIME OF DAY
1 -	OUTLAP	22.191	1:01.745	70.42	8.117	10:04:13.466
2 -	33.941	22.368	56.309	77.22	2.681	10:05:09.775
3 -	33.379	21.344	54.723 (3)	79.46	1.095	10:06:04.498
4 -	33.151	21.355	54.506 (2)	79.78	0.878	10:06:59.004
5 -	32.354	21.274	53.628 (1)	81.08		10:07:52.632
6 -	33.173	21.854	55.027	79.02	1.399	10:08:47.659

P16 100 C		Craig HOWTON		Kawasaki ZX6R - ME		
IDEAL LAP TIME : 53.830		BEST LAP TIME : 53.831		DIFFERENCE : 0.001		
LAP	SECTOR 1	SECTOR 2	LAP TIME	MPH	DIFF	TIME OF DAY
1 -	35.011	22.248	57.259	75.94	3.428	10:03:17.233
2 -	34.160	22.161	56.321	77.21	2.490	10:04:13.554
3 -	33.744	21.913	55.657	78.13	1.826	10:05:09.211
4 -	32.615	21.481	54.096 (2)	80.38	0.265	10:06:03.307
5 -	32.616	21.215	53.831 (1)	80.78		10:06:57.138
6 -	32.678	21.970	54.648	79.57	0.817	10:07:51.786
7 -	32.778	21.644	54.422 (3)	79.90	0.591	10:08:46.208

Weather / Track : Drizzle / Damp

Brands Hatch Indy
Circuit Length = 1.2079 miles
Start: 10:01 Flag 10:11 End: 10:11

BMCRC - MRO Championships 2021 - Rnd 6 @ Brands Hatch Indy

Team Respro MRO 600 & BMCRC Rookie 600

QUALIFYING - SECTOR ANALYSIS



SECTOR 1 = FL to I1, SECTOR 2 = I1 to FL, DIFF = Difference To Personal Best Lap, P = Crossed Finish Line in Pit Lane, D = Time Disallowed

P17 8 C		Dave SAUNDERS		Honda CBR600 - ETR Building & Civil Engineering Ltd		
IDEAL LAP TIME : 53.809		BEST LAP TIME : 53.957		DIFFERENCE : 0.148		
LAP	SECTOR 1	SECTOR 2	LAP TIME	MPH	DIFF	TIME OF DAY
1 -	37.031	23.675	1:00.706	71.63	6.749	10:03:16.207
2 -	35.447	22.579	58.026	74.94	4.069	10:04:14.233
3 -	33.911	22.315	56.226	77.34	2.269	10:05:10.459
4 -	33.532	21.506	55.038	79.01	1.081	10:06:05.497
5 -	33.024	21.440	54.464 (2)	79.84	0.507	10:06:59.961
6 -	32.369	21.588	53.957 (1)	80.59		10:07:53.918
7 -	32.710	21.850	54.560 (3)	79.70	0.603	10:08:48.478
8 -	35.007	22.136	57.143	76.10	3.186	10:09:45.621

P18 228		Paul McFADDEN		Kawasaki ZX636 - T.McFadden Plant Ltd		
IDEAL LAP TIME : 54.210		BEST LAP TIME : 54.210		DIFFERENCE : 0.000		
LAP	SECTOR 1	SECTOR 2	LAP TIME	MPH	DIFF	TIME OF DAY
1 -	36.338	22.316	58.654	74.13	4.444	10:03:07.781
2 -	33.959	21.498	55.457 (3)	78.41	1.247	10:04:03.238
3 -	34.368	22.155	56.523	76.93	2.313	10:04:59.761
4 -	33.803	21.768	55.571	78.25	1.361	10:05:55.332
5 -	33.250	21.394	54.644 (2)	79.58	0.434	10:06:49.976
6 -	32.912	21.298	54.210 (1)	80.21		10:07:44.186

P19 179 600		Thomas GARNER		Yamaha R6 -		
IDEAL LAP TIME : 54.278		BEST LAP TIME : 54.654		DIFFERENCE : 0.376		
LAP	SECTOR 1	SECTOR 2	LAP TIME	MPH	DIFF	TIME OF DAY
1 -	OUTLAP	22.223	1:00.128	72.32	5.474	10:04:24.789
2 -	35.232	22.146	57.378	75.78	2.724	10:05:22.167
3 -	34.526	22.005	56.531 (3)	76.92	1.877	10:06:18.698
4 -	32.742	21.912	54.654 (1)	79.56		10:07:13.352
5 -	33.707	21.536	55.243 (2)	78.71	0.589	10:08:08.595
6 -	35.498	22.061	57.559	75.55	2.905	10:09:06.154
7 -	35.605	23.724	59.329	73.29	4.675	10:10:05.483

P20 212 600		Matt PALLETT		Kawasaki ZX6R - In:timber		
IDEAL LAP TIME : 54.803		BEST LAP TIME : 54.881		DIFFERENCE : 0.078		
LAP	SECTOR 1	SECTOR 2	LAP TIME	MPH	DIFF	TIME OF DAY
1 -	35.620	22.529	58.149	74.78	3.268	10:03:58.794
2 -	34.337	22.066	56.403	77.09	1.522	10:04:55.197
3 -	34.205	21.814	56.019	77.62	1.138	10:05:51.216
4 -	32.989	21.892	54.881 (1)	79.23		10:06:46.097
5 -	33.249	21.850	55.099 (2)	78.92	0.218	10:07:41.196
6 -	33.498	22.129	55.627 (3)	78.17	0.746	10:08:36.823
7 -	35.019	23.207	58.226	74.68	3.345	10:09:35.049

P21 98 600		Timothy WALSH		Triumph 675 - T P WALSH PHE		
IDEAL LAP TIME : 54.876		BEST LAP TIME : 55.102		DIFFERENCE : 0.226		
LAP	SECTOR 1	SECTOR 2	LAP TIME	MPH	DIFF	TIME OF DAY
1 -	34.884	23.033	57.917	75.08	2.815	10:03:28.741
2 -	34.397	21.825	56.222	77.34	1.120	10:04:24.963
3 -	34.022	22.291	56.313	77.22	1.211	10:05:21.276
4 -	33.523	21.579	55.102 (1)	78.91		10:06:16.378
5 -	34.509	21.353	55.862 (2)	77.84	0.760	10:07:12.240
6 -	34.095	22.006	56.101 (3)	77.51	0.999	10:08:08.341
7 -	35.382	22.143	57.525	75.59	2.423	10:09:05.866
8 -	35.463	22.620	58.083	74.86	2.981	10:10:03.949

Weather / Track : Drizzle / Damp

Brands Hatch Indy
Circuit Length = 1.2079 miles
Start: 10:01 Flag 10:11 End: 10:11

BMCRC - MRO Championships 2021 - Rnd 6 @ Brands Hatch Indy

Team Respro MRO 600 & BMCRC Rookie 600

QUALIFYING - SECTOR ANALYSIS



SECTOR 1 = FL to I1, SECTOR 2 = I1 to FL, DIFF = Difference To Personal Best Lap, P = Crossed Finish Line in Pit Lane, D = Time Disallowed

P22 30 600 Paul NIELD			Honda CBR600RR -			
IDEAL LAP TIME : 55.226		BEST LAP TIME : 55.303		DIFFERENCE : 0.077		
LAP	SECTOR 1	SECTOR 2	LAP TIME	MPH	DIFF	TIME OF DAY
1 -	38.628	23.720	1:02.348	69.74	7.045	10:03:10.673
2 -	35.652	22.033	57.685	75.38	2.382	10:04:08.358
3 -	33.808	21.698	55.506 (2)	78.34	0.203	10:05:03.864
4 -	33.885	21.418	55.303 (1)	78.63		10:05:59.167
5 -	34.266	21.912	56.178	77.40	0.875	10:06:55.345
6 -	34.145	22.354	56.499	76.96	1.196	10:07:51.844
7 -	33.853	21.832	55.685 (3)	78.09	0.382	10:08:47.529

P23 22 600 Matt GATHERCOLE			Kawasaki ZX6R - Ride In Bike Tyres			
IDEAL LAP TIME : 55.325		BEST LAP TIME : 55.486		DIFFERENCE : 0.161		
LAP	SECTOR 1	SECTOR 2	LAP TIME	MPH	DIFF	TIME OF DAY
1 -	33.599	22.608	56.207	77.36	0.721	10:04:03.053
2 -	34.250	22.347	56.597	76.83	1.111	10:04:59.650
3 -	33.480	22.344	55.824 (3)	77.89	0.338	10:05:55.474
4 -	35.124	22.849	57.973	75.01	2.487	10:06:53.447
5 -	33.752	22.054	55.806 (2)	77.92	0.320	10:07:49.253
6 -	33.271	22.215	55.486 (1)	78.37		10:08:44.739

P24 10 600 Glenn SMITH			Suzuki GSXR - AOR Alex Olsen Racing			
IDEAL LAP TIME : 55.484		BEST LAP TIME : 55.490		DIFFERENCE : 0.006		
LAP	SECTOR 1	SECTOR 2	LAP TIME	MPH	DIFF	TIME OF DAY
1 -	OUTLAP	24.639	1:06.998	64.90	11.508	10:04:55.219
2 -	36.036	23.109	59.145	73.52	3.655	10:05:54.364
3 -	35.311	22.677	57.988	74.99	2.498	10:06:52.352
4 -	33.491	22.269	55.760 (2)	77.98	0.270	10:07:48.112
5 -	33.215	22.275	55.490 (1)	78.36		10:08:43.602
6 -	34.310	23.068	57.378 (3)	75.78	1.888	10:09:40.980
7 -	36.066	29.458	1:05.524	66.36	10.034	10:10:46.504

P25 994 600 Scott BACON			Yamaha R6 - Lexi Racing			
IDEAL LAP TIME : 55.499		BEST LAP TIME : 55.499		DIFFERENCE : 0.000		
LAP	SECTOR 1	SECTOR 2	LAP TIME	MPH	DIFF	TIME OF DAY
1 -	36.656	22.696	59.352	73.26	3.853	10:03:43.212
2 -	33.945	22.300	56.245 (3)	77.31	0.746	10:04:39.457
3 -	33.983	23.054	57.037	76.24	1.538	10:05:36.494
4 -	33.846	22.382	56.228 (2)	77.33	0.729	10:06:32.722
5 -	33.570	21.929	55.499 (1)	78.35		10:07:28.221

P26 50 Aditya Singh BEHAL			Yamaha YZF-R6 - Urban Nomads Racing			
IDEAL LAP TIME : 55.538		BEST LAP TIME : 55.538		DIFFERENCE : 0.000		
LAP	SECTOR 1	SECTOR 2	LAP TIME	MPH	DIFF	TIME OF DAY
1 -	35.796	IN PIT	1:31.322 P	47.61	35.784	10:03:45.318
2 -	OUTLAP	22.083	58.256	74.64	2.718	10:04:43.574
3 -	33.484	22.054	55.538 (1)	78.29		10:05:39.112
4 -	36.873	IN PIT	2:23.200 P	30.36	1:27.662	10:08:02.312
5 -	OUTLAP	22.503	59.190	73.46	3.652	10:09:01.502
6 -	34.524	23.043	57.567 (2)	75.53	2.029	10:09:59.069

Weather / Track : Drizzle / Damp

Brands Hatch Indy
Circuit Length = 1.2079 miles
Start: 10:01 Flag 10:11 End: 10:11

BMCRC - MRO Championships 2021 - Rnd 6 @ Brands Hatch Indy

Team Respro MRO 600 & BMCRC Rookie 600

QUALIFYING - SECTOR ANALYSIS



SECTOR 1 = FL to I1, SECTOR 2 = I1 to FL, DIFF = Difference To Personal Best Lap, P = Crossed Finish Line in Pit Lane, D = Time Disallowed

P27 371 600 Billy HUTCHINGS			Yamaha R6 -			
IDEAL LAP TIME : 55.969			BEST LAP TIME : 55.969		DIFFERENCE : 0.000	
LAP	SECTOR 1	SECTOR 2	LAP TIME	MPH	DIFF	TIME OF DAY
1 -	OUTLAP	24.476	1:06.443	65.44	10.474	10:04:36.516
2 -	36.340	23.530	59.870	72.63	3.901	10:05:36.386
3 -	34.840	22.251	57.091 (2)	76.16	1.122	10:06:33.477
4 -	34.331	21.638	55.969 (1)	77.69		10:07:29.446
5 -	35.062	22.922	57.984 (3)	74.99	2.015	10:08:27.430
6 -	35.144	23.738	58.882	73.85	2.913	10:09:26.312

P28 192 C Daniel MOFFA			Kawasaki ZX6R - DM Racing			
IDEAL LAP TIME : 56.024			BEST LAP TIME : 56.144		DIFFERENCE : 0.120	
LAP	SECTOR 1	SECTOR 2	LAP TIME	MPH	DIFF	TIME OF DAY
1 -	37.281	23.254	1:00.535	71.83	4.391	10:03:32.677
2 -	36.236	23.530	59.766	72.76	3.622	10:04:32.443
3 -	33.800	22.344	56.144 (1)	77.45		10:05:28.587
4 -	34.083	22.372	56.455 (2)	77.02	0.311	10:06:25.042
5 -	34.498	22.224	56.722 (3)	76.66	0.578	10:07:21.764
6 -	34.394	22.799	57.193	76.03	1.049	10:08:18.957

P29 43 C Daniel SALES			Yamaha R6 - Team Freddie, Ron & Frankie			
IDEAL LAP TIME : 55.693			BEST LAP TIME : 56.150		DIFFERENCE : 0.457	
LAP	SECTOR 1	SECTOR 2	LAP TIME	MPH	DIFF	TIME OF DAY
1 -	36.534	22.277	58.811	73.94	2.661	10:03:34.726
2 -	34.465	23.741	58.206	74.71	2.056	10:04:32.932
3 -	34.799	22.075	56.874 (3)	76.46	0.724	10:05:29.806
4 -	33.618	22.617	56.235 (2)	77.32	0.085	10:06:26.041
5 -	33.813	22.337	56.150 (1)	77.44		10:07:22.191
6 -	34.299	22.923	57.222	75.99	1.072	10:08:19.413

P30 686 600 Liam SPILLER			Yamaha R6 - LD Renovate Ltd			
IDEAL LAP TIME : 56.024			BEST LAP TIME : 56.151		DIFFERENCE : 0.127	
LAP	SECTOR 1	SECTOR 2	LAP TIME	MPH	DIFF	TIME OF DAY
1 -	OUTLAP	23.121	1:01.399	70.82	5.248	10:04:21.975
2 -	34.258	22.420	56.678 (3)	76.72	0.527	10:05:18.653
3 -	34.451	22.308	56.759	76.61	0.608	10:06:15.412
4 -	34.479	22.011	56.490 (2)	76.98	0.339	10:07:11.902
5 -	34.013	22.138	56.151 (1)	77.44		10:08:08.053
6 -	35.294	22.130	57.424	75.72	1.273	10:09:05.477
7 -	34.502	23.369	57.871	75.14	1.720	10:10:03.348

P31 117 C Benjamin STONARD			Yamaha R6 - BJ Signs & Decals LTD			
IDEAL LAP TIME : 56.215			BEST LAP TIME : 56.475		DIFFERENCE : 0.260	
LAP	SECTOR 1	SECTOR 2	LAP TIME	MPH	DIFF	TIME OF DAY
1 -	OUTLAP	23.230	1:02.910	69.12	6.435	10:04:13.107
2 -	37.824	23.039	1:00.863	71.44	4.388	10:05:13.970
3 -	34.955	22.474	57.429 (3)	75.72	0.954	10:06:11.399
4 -	34.588	22.061	56.649 (2)	76.76	0.174	10:07:08.048
5 -	34.376	23.207	57.583	75.51	1.108	10:08:05.631
6 -	34.154	22.321	56.475 (1)	77.00		10:09:02.106

Weather / Track : Drizzle / Damp

Brands Hatch Indy
Circuit Length = 1.2079 miles
Start: 10:01 Flag 10:11 End: 10:11

BMCRC - MRO Championships 2021 - Rnd 6 @ Brands Hatch Indy

Team Respro MRO 600 & BMCRC Rookie 600

QUALIFYING - SECTOR ANALYSIS



SECTOR 1 = FL to I1, SECTOR 2 = I1 to FL, DIFF = Difference To Personal Best Lap, P = Crossed Finish Line in Pit Lane, D = Time Disallowed

P32 51 600		Ross CLARKE		Kawasaki ZX600RR - Ross clarke Farriery		
IDEAL LAP TIME : 56.068		BEST LAP TIME : 56.573		DIFFERENCE : 0.505		
LAP	SECTOR 1	SECTOR 2	LAP TIME	MPH	DIFF	TIME OF DAY
1 -	OUTLAP	23.776	1:03.623	68.34	7.050	10:04:32.428
2 -	34.589	22.321	56.910 (3)	76.41	0.337	10:05:29.338
3 -	33.867	22.706	56.573 (1)	76.86		10:06:25.911
4 -	34.494	22.201	56.695 (2)	76.70	0.122	10:07:22.606
5 -	46.238	30.856	1:17.094	56.40	20.521	10:08:39.700
6 -	46.235	30.684	1:16.919	56.53	20.346	10:09:56.619

P33 441 600		Toby COOK		Daytona 675R - Brixham Bodyworks		
IDEAL LAP TIME : 56.778		BEST LAP TIME : 56.849		DIFFERENCE : 0.071		
LAP	SECTOR 1	SECTOR 2	LAP TIME	MPH	DIFF	TIME OF DAY
1 -	38.252	24.466	1:02.718	69.33	5.869	10:03:16.482
2 -	35.717	22.646	58.363	74.50	1.514	10:04:14.845
3 -	35.320	22.225	57.545 (2)	75.56	0.696	10:05:12.390
4 -	34.553	22.296	56.849 (1)	76.49		10:06:09.239
5 -	34.822	22.729	57.551 (3)	75.56	0.702	10:07:06.790
6 -	35.391	23.863	59.254	73.38	2.405	10:08:06.044
7 -	35.663	23.258	58.921	73.80	2.072	10:09:04.965
8 -	36.100	23.841	59.941	72.54	3.092	10:10:04.906

P34 62 600		Oliver NUNN		Yamaha R6 - Intertechnic UK & STVL		
IDEAL LAP TIME : 58.141		BEST LAP TIME : 58.141		DIFFERENCE : 0.000		
LAP	SECTOR 1	SECTOR 2	LAP TIME	MPH	DIFF	TIME OF DAY
1 -	37.264	22.971	1:00.235 (3)	72.19	2.094	10:03:12.088
2 -	35.947	22.968	58.915 (2)	73.81	0.774	10:04:11.003
3 -	35.468	22.673	58.141 (1)	74.79		10:05:09.144

P35 155 600		Eliot SMITH		Honda CBR600RR - Pro-Moto Europe Ltd		
IDEAL LAP TIME : 57.941		BEST LAP TIME : 58.278		DIFFERENCE : 0.337		
LAP	SECTOR 1	SECTOR 2	LAP TIME	MPH	DIFF	TIME OF DAY
1 -	37.322	24.025	1:01.347	70.88	3.069	10:03:11.385
2 -	36.388	23.060	59.448	73.14	1.170	10:04:10.833
3 -	36.211	22.534	58.745 (3)	74.02	0.467	10:05:09.578
4 -	35.941	22.774	58.715 (2)	74.06	0.437	10:06:08.293
5 -	35.407	22.871	58.278 (1)	74.61		10:07:06.571
6 -	35.459	23.335	58.794	73.96	0.516	10:08:05.365
7 -	35.905	22.860	58.765	73.99	0.487	10:09:04.130
8 -	35.455	23.313	58.768	73.99	0.490	10:10:02.898

P36 44		Emmett BURKE		Suzuki GSXR 600 -		
IDEAL LAP TIME : 58.388		BEST LAP TIME : 58.777		DIFFERENCE : 0.389		
LAP	SECTOR 1	SECTOR 2	LAP TIME	MPH	DIFF	TIME OF DAY
1 -	OUTLAP	25.171	1:08.605	63.38	9.828	10:04:34.378
2 -	38.430	24.075	1:02.505	69.57	3.728	10:05:36.883
3 -	37.116	23.155	1:00.271	72.15	1.494	10:06:37.154
4 -	36.064	22.713	58.777 (1)	73.98		10:07:35.931
5 -	35.675	23.734	59.409 (3)	73.19	0.632	10:08:35.340
6 -	36.112	23.143	59.255 (2)	73.38	0.478	10:09:34.595
7 -	36.180	24.206	1:00.386	72.01	1.609	10:10:34.981

Weather / Track : Drizzle / Damp

Brands Hatch Indy
 Circuit Length = 1.2079 miles
 Start: 10:01 Flag 10:11 End: 10:11

BMCRC - MRO Championships 2021 - Rnd 6 @ Brands Hatch Indy

Team Respro MRO 600 & BMCRC Rookie 600

QUALIFYING - SECTOR ANALYSIS



SECTOR 1 = FL to I1, SECTOR 2 = I1 to FL, DIFF = Difference To Personal Best Lap, P = Crossed Finish Line in Pit Lane, D = Time Disallowed

P37 42 600 Kai EVANS		Suzuki GSXR 600 - CBS Ltd Construction and Engineering				
IDEAL LAP TIME : 59.638		BEST LAP TIME : 59.638		DIFFERENCE : 0.000		
LAP	SECTOR 1	SECTOR 2	LAP TIME	MPH	DIFF	TIME OF DAY
1 -	39.531	24.846	1:04.377	67.54	4.739	10:03:16.572
2 -	38.286	24.487	1:02.773	69.27	3.135	10:04:19.345
3 -	36.927	24.084	1:01.011	71.27	1.373	10:05:20.356
4 -	36.574	24.072	1:00.646 (3)	71.70	1.008	10:06:21.002
5 -	36.148	23.490	59.638 (1)	72.91		10:07:20.640
6 -	37.014	24.000	1:01.014	71.27	1.376	10:08:21.654
7 -	36.366	24.218	1:00.584 (2)	71.77	0.946	10:09:22.238

P38 83 Talan SKEELS-PIGGINS		Yamaha R6 - Talan Racing				
IDEAL LAP TIME : 59.651		BEST LAP TIME : 59.839		DIFFERENCE : 0.188		
LAP	SECTOR 1	SECTOR 2	LAP TIME	MPH	DIFF	TIME OF DAY
1 -	OUTLAP	25.973	1:09.613	62.46	9.774	10:03:30.048
2 -	38.454	24.368	1:02.822	69.22	2.983	10:04:32.870
3 -	37.080	23.499	1:00.579 (3)	71.78	0.740	10:05:33.449
4 -	36.180	23.659	59.839 (1)	72.67		10:06:33.288
5 -	36.384	23.471	59.855 (2)	72.65	0.016	10:07:33.143

P39 636 600 Matthew MILLS		Kawasaki ZX6R -				
IDEAL LAP TIME : 59.717		BEST LAP TIME : 1:00.056		DIFFERENCE : 0.339		
LAP	SECTOR 1	SECTOR 2	LAP TIME	MPH	DIFF	TIME OF DAY
1 -	OUTLAP	24.506	1:07.208	64.70	7.152	10:04:22.151
2 -	36.221	23.835	1:00.056 (1)	72.40		10:05:22.207
3 -	35.882	24.750	1:00.632 (2)	71.72	0.576	10:06:22.839
4 -	37.649	IN PIT	2:21.546 P	30.72	1:21.490	10:08:44.385

Weather / Track : Drizzle / Damp

Brands Hatch Indy
 Circuit Length = 1.2079 miles
 Start: 10:01 Flag 10:11 End: 10:11

BMCRC - MRO Championships 2021 - Rnd 6 @ Brands Hatch Indy

Team Respro MRO 600 & BMCRC Rookie 600

QUALIFYING - BEST SECTORS

SECTOR 1			SECTOR 2			IDEAL / BEST COMPARISON						
POS	NO	NAME	TIME	NO	NAME	TIME	POS	NO	NAME	IDEAL	BEST	DIFF
									PERFECT LAP	50.494		
1	188	KRAWIECKI	30.230	56	MILLS	20.264	1	56	MILLS	50.687	50.691	0.004
2	56	MILLS	30.423	81	HELYER	20.296	2	188	KRAWIECKI	50.840	50.840	0.000
3	81	HELYER	30.708	111	FOLKES	20.568	3	81	HELYER	51.004	51.805	0.801
4	111	FOLKES	31.332	188	KRAWIECKI	20.610	4	111	FOLKES	51.900	52.319	0.419
5	961	SIM	31.339	95	ROBERTSON	20.763	5	13	EDMONDSON	52.388	52.735	0.347
6	13	EDMONDSON	31.482	37	LATHAM	20.827	6	961	SIM	52.461	52.507	0.046
7	2	GILL	31.540	7	BENSTED	20.859	7	7	BENSTED	52.485	52.485	0.000
8	7	BENSTED	31.626	818	BARKER	20.859	8	2	GILL	52.536	52.682	0.146
9	37	LATHAM	31.818	134	GILBERT	20.879	9	37	LATHAM	52.645	52.645	0.000
10	818	BARKER	31.923	200	BURNHAM	20.884	10	818	BARKER	52.782	52.782	0.000
11	134	GILBERT	31.992	13	EDMONDSON	20.906	11	95	ROBERTSON	52.871	52.915	0.044
12	95	ROBERTSON	32.108	2	GILL	20.996	12	134	GILBERT	52.871	52.871	0.000
13	60	YOUNGE	32.150	961	SIM	21.122	13	200	BURNHAM	53.235	53.256	0.021
14	200	BURNHAM	32.351	100	HOWTON	21.215	14	60	YOUNGE	53.502	53.564	0.062
15	501	COID	32.354	501	COID	21.274	15	501	COID	53.628	53.628	0.000
16	8	SAUNDERS	32.369	228	McFADDEN	21.298	16	8	SAUNDERS	53.809	53.957	0.148
17	100	HOWTON	32.615	60	YOUNGE	21.352	17	100	HOWTON	53.830	53.831	0.001
18	179	GARNER	32.742	98	WALSH	21.353	18	228	McFADDEN	54.210	54.210	0.000
19	228	McFADDEN	32.912	30	NIELD	21.418	19	179	GARNER	54.278	54.654	0.376
20	212	PALLET	32.989	8	SAUNDERS	21.440	20	212	PALLET	54.803	54.881	0.078
21	10	SMITH	33.215	179	GARNER	21.536	21	98	WALSH	54.876	55.102	0.226
22	22	GATHERCOLE	33.271	371	HUTCHINGS	21.638	22	30	NIELD	55.226	55.303	0.077
23	50	BEHAL	33.484	212	PALLET	21.814	23	22	GATHERCOLE	55.325	55.486	0.161
24	98	WALSH	33.523	994	BACON	21.929	24	10	SMITH	55.484	55.490	0.006
25	994	BACON	33.570	686	SPILLER	22.011	25	994	BACON	55.499	55.499	0.000
26	43	SALES	33.618	22	GATHERCOLE	22.054	26	50	BEHAL	55.538	55.538	0.000
27	192	MOFFA	33.800	50	BEHAL	22.054	27	43	SALES	55.693	56.150	0.457
28	30	NIELD	33.808	117	STONARD	22.061	28	371	HUTCHINGS	55.969	55.969	0.000
29	51	CLARKE	33.867	43	SALES	22.075	29	192	MOFFA	56.024	56.144	0.120
30	686	SPILLER	34.013	51	CLARKE	22.201	30	686	SPILLER	56.024	56.151	0.127
31	117	STONARD	34.154	192	MOFFA	22.224	31	51	CLARKE	56.068	56.573	0.505
32	371	HUTCHINGS	34.331	441	COOK	22.225	32	117	STONARD	56.215	56.475	0.260
33	441	COOK	34.553	10	SMITH	22.269	33	441	COOK	56.778	56.849	0.071
34	155	SMITH	35.407	155	SMITH	22.534	34	155	SMITH	57.941	58.278	0.337
35	62	NUNN	35.468	62	NUNN	22.673	35	62	NUNN	58.141	58.141	0.000
36	44	BURKE	35.675	44	BURKE	22.713	36	44	BURKE	58.388	58.777	0.389
37	636	MILLS	35.882	83	SKEELS-PIGGINS	23.471	37	42	EVANS	59.638	59.638	0.000
38	42	EVANS	36.148	42	EVANS	23.490	38	83	SKEELS-PIGGINS	59.651	59.839	0.188
39	83	SKEELS-PIGGINS	36.180	636	MILLS	23.835	39	636	MILLS	59.717	1:00.056	0.339

Weather / Track : Drizzle / Damp

Results can be found at www.tsl-timing.com

Brands Hatch Indy
Circuit Length = 1.2079 miles
Start: 10:01 Flag 10:11 End: 10:11

Printed - 10:13 Saturday, 02 October 2021

BMCRC - MRO Championships 2021 - Rnd 6 @ Brands Hatch Indy

Team Respro MRO 600 & BMCRC Rookie 600

QUALIFYING - STATISTICS

Competitors Started	39
Planned Start	2021-10-02 @ 10:25:00.000
Actual Start	2021-10-02 @ 10:01:37.613
Finish Time	2021-10-02 @ 10:11:24.840
Track Length	1.2079mi.
Total Laps	242
Total Distance Covered	292.3228mi.

Session Fastest Lap History

NO	CL	NAME	LAP TIME	TIME OF DAY	LAP	VEHICLE
961		Jack SIM	55.663	10:03:00.080	1	Kawasaki ZX6 R
7	C	Thomas BENSTED	54.988	10:03:00.130	1	Triumph DAYTONA 675R
56		Michael MILLS	53.268	10:03:10.775	1	Yamaha R6
56		Michael MILLS	50.960	10:04:01.777	2	Yamaha R6
56		Michael MILLS	50.691	10:05:43.685	4	Yamaha R6

Flag History

TYPE	TIME OF DAY
GREEN	10:01:37.613
FINISH	10:11:24.840

Flag Statistics

TYPE	COUNT	TOTAL LAPS	TOTAL TIME
Green	1	9	10:19.583
Red	0	0	0.000
Safety Car	0	0	0.000
FCY	0	0	0.000

BMCRC - MRO Championships 2021 - Rnd 6 @ Brands Hatch Indy

Team Respro MRO 600 & BMCRC Rookie 600

QUALIFYING - STATISTICS

CLASS :

14 Starters

Fastest Lap History

NO	NAME	LAP TIME	TIME OF DAY	LAP	VEHICLE
961	Jack SIM	55.663	10:03:00.080	1	Kawasaki ZX6 R
56	Michael MILLS	53.268	10:03:10.775	1	Yamaha R6
56	Michael MILLS	50.960	10:04:01.777	2	Yamaha R6
56	Michael MILLS	50.691	10:05:43.685	4	Yamaha R6

Weather / Track : Drizzle / Damp

Results can be found at www.tsl-timing.com

Page 2 of 4

Brands Hatch Indy
Circuit Length = 1.2079 miles
Start: 10:01 Flag 10:11 End: 10:11

Printed - 10:13 Saturday, 02 October 2021

BMCRC - MRO Championships 2021 - Rnd 6 @ Brands Hatch Indy

Team Respro MRO 600 & BMCRC Rookie 600

QUALIFYING - STATISTICS

CLASS : C

9 Starters

Fastest Lap History

NO	NAME	LAP TIME	TIME OF DAY	LAP	VEHICLE
7	Thomas BENSTED	54.988	10:03:00.130	1	Triumph DAYTONA 675R
7	Thomas BENSTED	54.086	10:03:54.216	2	Triumph DAYTONA 675R
818	Alex BARKER	54.064	10:04:27.297	2	Yamaha R6
7	Thomas BENSTED	53.070	10:04:47.297	3	Triumph DAYTONA 675R
7	Thomas BENSTED	52.485	10:05:39.782	4	Triumph DAYTONA 675R

Weather / Track : Drizzle / Damp

Results can be found at www.tsl-timing.com

Page 3 of 4

Brands Hatch Indy
Circuit Length = 1.2079 miles
Start: 10:01 Flag 10:11 End: 10:11

Printed - 10:13 Saturday, 02 October 2021

BMCRC - MRO Championships 2021 - Rnd 6 @ Brands Hatch Indy

Team Respro MRO 600 & BMCRC Rookie 600

QUALIFYING - STATISTICS

CLASS : 600

18 Starters

Fastest Lap History

NO	NAME	LAP TIME	TIME OF DAY	LAP	VEHICLE
228	Paul McFADDEN	58.654	10:03:07.799	1	Kawasaki ZX636
98	Timothy WALSH	57.917	10:03:28.765	1	Triumph 675
22	Matt GATHERCOLE	56.207	10:04:03.077	1	Kawasaki ZX6R
228	Paul McFADDEN	55.457	10:04:03.254	2	Kawasaki ZX636
200	Dan BURNHAM	54.795	10:05:06.285	2	Triumph DAYTONA 675
200	Dan BURNHAM	53.256	10:05:59.536	3	Triumph DAYTONA 675

Weather / Track : Drizzle / Damp

Results can be found at www.tsl-timing.com

Page 4 of 4

Brands Hatch Indy
Circuit Length = 1.2079 miles
Start: 10:01 Flag 10:11 End: 10:11

Printed - 10:13 Saturday, 02 October 2021

BMCRC - MRO Championships 2021 - Rnd 6 @ Brands Hatch Indy

BMCRC Rookie 600 & Rookie 1000

RACE 7 - GRID (10 Laps) - AMENDED



CONTRACTORS LTD

ROW 10	30	636	Matthew MILLS	29	42	Kai EVANS	28	155	Eliot SMITH					
ROW 9		27	62	Oliver NUNN	26	441	Toby COOK	25	51	Ross CLARKE				
ROW 8	24	686	Liam SPILLER	23	371	Billy HUTCHINGS	22	994	Scott BACON					
ROW 7		21	10	Glenn SMITH	20	22	Matt GATHERCOLE	19	30	Paul NIELD				
ROW 6	18	98	Timothy WALSH	17	212	Matt PALLETT	16	179	Thomas GARNER					
ROW 5		15	228	Paul McFADDEN	14	501	Ashley COID	13	200	Dan BURNHAM				
ROW 4														
ROW 3			57.200	9	12	Paul BOXALL	8	57.029	19	Lee GRANT	7	55.860	222	Phil ROOKE
ROW 2			55.705	6	86	Frederico LOPES	5	54.669	180	Mark OVEL	4	54.624	110	Michael CLARKE
ROW 1			53.128	3	53	Seamus McGLYNN	2	52.458	344	Andrew WILLIAMS	1	52.232	100	Antony HUNTER
														Pole

Brands Hatch Indy

Circuit Length = 1.2079 miles

These results are provisional until the conclusion of any judicial and technical matters.

Clerk Of Course :	Stewards :	Timekeeper : Alan Povey
-------------------	------------	-------------------------

Results can be found at www.tsl-timing.com

Printed - 10:57 Saturday, 02 October 2021



BMCRC - MRO Championships 2021 - Rnd 6 @ Brands Hatch Indy

BMCRC Rookie 600 & Rookie 1000

RACE 7 - CLASSIFICATION



CONTRACTORS LTD

POS	NO	CL	PIC NAME	ENTRY	LAPS	TIME	GAP	DIFF	MPH	BEST	ON
1	53	1000	1 Seamus McGLYNN	Yamaha R1 -	7	7:12.415			70.39	1:00.275	2
2	110	1000	2 Michael CLARKE	Yamaha R1 - BIKEBASE.ltd	7	7:17.402	4.987	4.987	69.59	1:00.797	3
3	100	1000	3 Antony HUNTER	Kawasaki ZX10 - Uncletoms motoring centre	7	7:18.603	6.188	1.201	69.40	1:00.890	2
4	344	1000	4 Andrew WILLIAMS	Suzuki GSXR - Standard signs	7	7:19.088	6.673	0.485	69.32	1:01.166	3
5	86	1000	5 Frederico LOPES	Kawasaki ZX10R - FLR Procurement Ltd	7	7:31.267	18.852	12.179	67.45	1:02.683	3
6	19	1000	6 Lee GRANT	Yamaha R1M - Grant carpentry and construction ltd	7	7:50.349	37.934	19.082	64.71	1:05.533	5
7	222	1000	7 Phil ROOKE	Kawasaki ZX10R - AJ ROOKE ELECTRICAL CONT	7	7:51.353	38.938	1.004	64.58	1:04.950	7
8	200	600	1 Dan BURNHAM	Triumph DAYTONA 675 - BDR RACING / KY JAX	7	8:07.308	54.893	15.955	62.46	1:02.459	3
9	22	600	2 Matt GATHERCOLE	Kawasaki ZX6R - Ride In Bike Tyres	7	8:07.558	55.143	0.250	62.43	1:03.899	6
10	51	600	3 Ross CLARKE	Kawasaki ZX600RR - Ross clarke Farriery	7	8:07.771	55.356	0.213	62.40	1:03.423	6
11	501	600	4 Ashley COID	Kawasaki ZX636R -	7	8:12.106	59.691	4.335	61.85	1:04.298	6
12	228	600	5 Paul McFADDEN	Kawasaki ZX636 - T.McFadden Plant Ltd	7	8:18.177	1:05.762	6.071	61.10	1:05.439	3
13	180	1000	8 Mark OVEL	Yamaha R1 - I NEED A SPONSOR	6	7:14.595	1 Lap	1 Lap	60.03	1:11.454	2
14	994	600	6 Scott BACON	Yamaha R6 - Lexi Racing	6	7:23.509	1 Lap	8.914	58.82	1:06.796	5
15	98	600	7 Timothy WALSH	Triumph 675 - T P WALSH PHE	6	7:24.365	1 Lap	0.856	58.71	1:06.272	5
16	371	600	8 Billy HUTCHINGS	Yamaha R6 -	6	7:30.943	1 Lap	6.578	57.86	1:06.082	6
17	686	600	9 Liam SPILLER	Yamaha R6 - LD Renovate Ltd	6	7:33.469	1 Lap	2.526	57.53	1:07.640	6
18	62	600	10 Oliver NUNN	Yamaha R6 - Intertechnic UK & STVL	6	7:37.263	1 Lap	3.794	57.06	1:07.831	6
19	636	600	11 Matthew MILLS	Kawasaki ZX6R -	6	7:48.439	1 Lap	11.176	55.69	1:11.309	4
20	155	600	12 Eliot SMITH	Honda CBR600RR - Pro-Moto Europe Ltd	6	7:52.024	1 Lap	3.585	55.27	1:11.142	6
21	10	600	13 Glenn SMITH	Suzuki GSXR - AOR Alex Olsen Racing	6	7:54.157	1 Lap	2.133	55.02	1:10.555	5
22	42	600	14 Kai EVANS	Suzuki GSXR 600 - CBS Ltd Construction and Engin	6	7:55.834	1 Lap	1.677	54.83	1:11.349	6
23	441	600	15 Toby COOK	Daytona 675R - Brixham Bodyworks	6	8:06.214	1 Lap	10.380	53.66	1:13.672	3

NOT CLASSIFIED

NC	179	600	Thomas GARNER	Yamaha R6 -	6	7:30.306	1 Lap		57.94	1:07.220	6
DNF	212	600	Matt PALLETT	Kawasaki ZX6R - In:timber	5	5:55.217	2 Laps	1 Lap	61.21	1:02.850	5
DNF	12	1000	Paul BOXALL	Kawasaki ZX10R - WG Tyres	1	1:16.997	6 Laps	4 Laps	56.47		

FASTEST LAP

	53	1000	Seamus McGLYNN	Yamaha R1 -	2	1:00.275			72.14 mph	116.10 kph	
	200	600	Dan BURNHAM	Triumph DAYTONA 675 - BDR RACING / KY JAX	3	1:02.459			69.62 mph	112.04 kph	

* Bike 179 - Not Classified

Class 1000 - 92.5% of Race Speed = 65.11 mph

Class 600 - 92.5% of Race Speed = 57.77 mph

Weather / Track : Rain / Wet

These results are provisional until the conclusion of any judicial and technical matters.

Brands Hatch Indy: 1.2079 miles

Race Distance: 7 Laps / 8.45 miles

Start: 14:02 Flag 14:09 End: 14:11

Clerk Of Course :	Stewards :	Timekeeper : Alan Povey
-------------------	------------	-------------------------

Results can be found at www.tsl-timing.com

Printed - 14:13 Saturday, 02 October 2021



BMCRC - MRO Championships 2021 - Rnd 6 @ Brands Hatch Indy

BMCRC Rookie 600 & Rookie 1000

RACE 7 - LAP CHART

LAP 1 @ 14:03:22.008			LAP 2 @ 14:04:22.283			LAP 3 @ 14:05:22.872			LAP 4 @ 14:06:24.475			LAP 5 @ 14:07:27.039		
NO	BEHIND	LAP TIME	NO	BEHIND	LAP TIME	NO	BEHIND	LAP TIME	NO	BEHIND	LAP TIME	NO	BEHIND	LAP TIME
53		1:04.641	53		1:00.275	53		1:00.589	53		1:01.603	53		1:02.564
110	1.926	1:06.567	100	2.665	1:00.890	155	1 Lap	1:14.201	371	1 Lap	1:11.468	98	1 Lap	1:06.612
100	2.050	1:06.691	110	3.385	1:01.734	10	1 Lap	1:15.081	62	1 Lap	1:10.660	179	1 Lap	1:09.901
344	2.819	1:07.460	344	4.558	1:02.014	42	1 Lap	1:14.385	100	5.207	1:03.821	100	4.700	1:02.057
86	3.446	1:08.087	86	5.981	1:02.810	100	2.989	1:00.913	110	5.804	1:03.814	110	4.961	1:01.721
19	6.656	1:11.297	19	12.931	1:06.550	110	3.593	1:00.797	636	1 Lap	1:11.512	344	5.844	1:02.170
180	8.239	1:12.880	222	16.767	1:08.145	344	5.135	1:01.166	344	6.238	1:02.706	686	1 Lap	1:09.990
222	8.897	1:13.538	180	19.418	1:11.454	86	8.075	1:02.683	155	1 Lap	1:11.341	371	1 Lap	1:10.330
12	12.356	1:16.997	200	37.006	1:02.983	19	18.803	1:06.461	441	1 Lap	1:13.672	62	1 Lap	1:09.682
200	34.298	1:38.939	22	40.073	1:05.172	222	23.523	1:07.345	86	12.010	1:05.538	86	14.230	1:04.784
51	34.348	1:38.989	51	40.327	1:06.254	180	30.808	1:11.979	10	1 Lap	1:13.546	636	1 Lap	1:11.309
22	35.176	1:39.817	212	40.509	1:04.657	200	38.876	1:02.459	42	1 Lap	1:13.719	155	1 Lap	1:11.215
501	35.793	1:40.434	501	42.132	1:06.614	212	43.770	1:03.850	19	22.799	1:05.599	10	1 Lap	1:11.878
212	36.127	1:40.768	228	42.811	1:05.762	22	44.539	1:05.055	222	28.360	1:06.440	441	1 Lap	1:14.241
228	37.324	1:41.965	994	47.892	1:07.382	51	44.790	1:05.052	180	41.551	1:12.346	42	1 Lap	1:11.666
371	38.692	1:43.333	179	50.700	1:10.941	501	47.245	1:05.702	200	41.690	1:04.417	19	25.768	1:05.533
179	40.034	1:44.675	371	50.847	1:12.430	228	47.661	1:05.439	212	45.259	1:03.092	222	30.955	1:05.159
994	40.785	1:45.426	98	50.999	1:10.202	994	55.463	1:08.160	22	47.016	1:04.080	200	44.432	1:05.306
98	41.072	1:45.713	686	51.407	1:09.756	179	58.245	1:08.134	51	47.866	1:04.679	212	45.545	1:02.850
686	41.926	1:46.567	62	55.020	1:12.150	98	58.560	1:08.150	501	50.508	1:04.866	22	49.552	1:05.100
62	43.145	1:47.786	636	56.894	1:11.857	686	1:00.867	1:10.049	228	51.668	1:05.610	51	50.204	1:04.902
636	45.312	1:49.953	441	59.573	1:14.241				994	1:01.993	1:08.133	180	51.687	1:12.700
441	45.607	1:50.248										501	52.475	1:04.531
10	47.221	1:51.862										228	55.541	1:06.437
155	47.636	1:52.277												
42	48.406	1:53.047												

Weather / Track : Rain / Wet

Results can be found at www.tsl-timing.com

Page 1 of 2

Brands Hatch Indy
Circuit Length = 1.2079 miles
Start: 14:02 Flag 14:09 End: 14:11

Printed - 14:14 Saturday, 02 October 2021

BMCRC - MRO Championships 2021 - Rnd 6 @ Brands Hatch Indy

BMCRC Rookie 600 & Rookie 1000

RACE 7 - LAP CHART

LAP 6 @ 14:08:28.129			LAP 7 @ 14:09:29.782		
NO	BEHIND	LAP TIME	NO	BEHIND	LAP TIME
53		1:01.090	53		1:01.653
994	1 Lap	1:06.796	180	1 Lap	1:13.236
110	5.320	1:01.449	110	4.987	1:01.320
100	5.463	1:01.853	100	6.188	1:02.378
98	1 Lap	1:06.272	344	6.673	1:01.678
344	6.648	1:01.894	994	1 Lap	1:07.612
179	1 Lap	1:09.435	98	1 Lap	1:07.416
371	1 Lap	1:07.300	179	1 Lap	1:07.220
686	1 Lap	1:09.467	371	1 Lap	1:06.082
86	17.229	1:04.089	86	18.852	1:03.276
62	1 Lap	1:09.154	686	1 Lap	1:07.640
636	1 Lap	1:12.271	62	1 Lap	1:07.831
155	1 Lap	1:11.848	636	1 Lap	1:11.537
19	31.915	1:07.237	19	37.934	1:07.672
10	1 Lap	1:10.555	222	38.938	1:04.950
42	1 Lap	1:11.668	155	1 Lap	1:11.142
222	35.641	1:05.776	10	1 Lap	1:11.235
441	1 Lap	1:17.731	42	1 Lap	1:11.349
200	49.894	1:06.552	441	1 Lap	1:16.081
22	52.361	1:03.899	200	54.893	1:06.652
51	52.537	1:03.423	22	55.143	1:04.435
501	55.683	1:04.298	51	55.356	1:04.472
228	1:01.587	1:07.136	501	59.691	1:05.661
			228	1:05.762	1:05.828

Weather / Track : Rain / Wet

Results can be found at www.tsl-timing.com

Page 2 of 2

Brands Hatch Indy
Circuit Length = 1.2079 miles
Start: 14:02 Flag 14:09 End: 14:11

Printed - 14:14 Saturday, 02 October 2021

BMCRC - MRO Championships 2021 - Rnd 6 @ Brands Hatch Indy

BMCRC Rookie 600 & Rookie 1000

RACE 7 - SECTOR ANALYSIS



SECTOR 1 = FL to I1, SECTOR 2 = I1 to FL, DIFF = Difference To Personal Best Lap, P = Crossed Finish Line in Pit Lane, D = Time Disallowed

P1		53 1000		Seamus McGLYNN		Yamaha R1 -	
IDEAL LAP TIME : 59.459		BEST LAP TIME : 1:00.275		DIFFERENCE : 0.816			
LAP	SECTOR 1	SECTOR 2	LAP TIME	MPH	DIFF	TIME OF DAY	
1 -		24.017	1:04.641	67.27	4.366	14:03:22.008	
2 -	36.600	23.675	1:00.275 (1)	72.14		14:04:22.283	
3 -	35.784	24.805	1:00.589 (2)	71.77	0.314	14:05:22.872	
4 -	37.240	24.363	1:01.603	70.59	1.328	14:06:24.475	
5 -	37.863	24.701	1:02.564	69.50	2.289	14:07:27.039	
6 -	37.184	23.906	1:01.090 (3)	71.18	0.815	14:08:28.129	
7 -	36.528	25.125	1:01.653	70.53	1.378	14:09:29.782	

P2		110 1000		Michael CLARKE		Yamaha R1 - BIKEBASE.ltd	
IDEAL LAP TIME : 1:00.796		BEST LAP TIME : 1:00.797		DIFFERENCE : 0.001			
LAP	SECTOR 1	SECTOR 2	LAP TIME	MPH	DIFF	TIME OF DAY	
1 -		25.226	1:06.567	65.32	5.770	14:03:23.934	
2 -	37.331	24.403	1:01.734	70.44	0.937	14:04:25.668	
3 -	36.393	24.404	1:00.797 (1)	71.52		14:05:26.465	
4 -	39.075	24.739	1:03.814	68.14	3.017	14:06:30.279	
5 -	36.693	25.028	1:01.721	70.45	0.924	14:07:32.000	
6 -	36.593	24.856	1:01.449 (3)	70.76	0.652	14:08:33.449	
7 -	36.597	24.723	1:01.320 (2)	70.91	0.523	14:09:34.769	

P3		100 1000		Antony HUNTER		Kawasaki ZX10 - Uncletoms motoring centre	
IDEAL LAP TIME : 1:00.865		BEST LAP TIME : 1:00.890		DIFFERENCE : 0.025			
LAP	SECTOR 1	SECTOR 2	LAP TIME	MPH	DIFF	TIME OF DAY	
1 -		24.679	1:06.691	65.20	5.801	14:03:24.058	
2 -	36.778	24.112	1:00.890 (1)	71.41		14:04:24.948	
3 -	36.753	24.160	1:00.913 (2)	71.39	0.023	14:05:25.861	
4 -	38.870	24.951	1:03.821	68.13	2.931	14:06:29.682	
5 -	37.069	24.988	1:02.057	70.07	1.167	14:07:31.739	
6 -	37.207	24.646	1:01.853 (3)	70.30	0.963	14:08:33.592	
7 -	37.962	24.416	1:02.378	69.71	1.488	14:09:35.970	

P4		344 1000		Andrew WILLIAMS		Suzuki GSXR - Standard signs	
IDEAL LAP TIME : 1:01.166		BEST LAP TIME : 1:01.166		DIFFERENCE : 0.000			
LAP	SECTOR 1	SECTOR 2	LAP TIME	MPH	DIFF	TIME OF DAY	
1 -		25.108	1:07.460	64.46	6.294	14:03:24.827	
2 -	37.287	24.727	1:02.014	70.12	0.848	14:04:26.841	
3 -	36.766	24.400	1:01.166 (1)	71.09		14:05:28.007	
4 -	38.104	24.602	1:02.706	69.34	1.540	14:06:30.713	
5 -	36.836	25.334	1:02.170	69.94	1.004	14:07:32.883	
6 -	37.174	24.720	1:01.894 (3)	70.25	0.728	14:08:34.777	
7 -	36.808	24.870	1:01.678 (2)	70.50	0.512	14:09:36.455	

P5		86 1000		Frederico LOPES		Kawasaki ZX10R - FLR Procurement Ltd	
IDEAL LAP TIME : 1:02.568		BEST LAP TIME : 1:02.683		DIFFERENCE : 0.115			
LAP	SECTOR 1	SECTOR 2	LAP TIME	MPH	DIFF	TIME OF DAY	
1 -		25.480	1:08.087	63.86	5.404	14:03:25.454	
2 -	37.597	25.213	1:02.810 (2)	69.23	0.127	14:04:28.264	
3 -	37.355	25.328	1:02.683 (1)	69.37		14:05:30.947	
4 -	38.334	27.204	1:05.538	66.35	2.855	14:06:36.485	
5 -	38.636	26.148	1:04.784	67.12	2.101	14:07:41.269	
6 -	38.314	25.775	1:04.089	67.85	1.406	14:08:45.358	
7 -	37.936	25.340	1:03.276 (3)	68.72	0.593	14:09:48.634	

Weather / Track : Rain / Wet

Brands Hatch Indy
Circuit Length = 1.2079 miles
Start: 14:02 Flag 14:09 End: 14:11

BMCRC - MRO Championships 2021 - Rnd 6 @ Brands Hatch Indy

BMCRC Rookie 600 & Rookie 1000

RACE 7 - SECTOR ANALYSIS



SECTOR 1 = FL to I1, SECTOR 2 = I1 to FL, DIFF = Difference To Personal Best Lap, P = Crossed Finish Line in Pit Lane, D = Time Disallowed

P6	19 1000	Lee GRANT	Yamaha R1M - Grant carpentry and construction ltd			
IDEAL LAP TIME : 1:05.476		BEST LAP TIME : 1:05.533		DIFFERENCE : 0.057		

LAP	SECTOR 1	SECTOR 2	LAP TIME	MPH	DIFF	TIME OF DAY
1 -		27.182	1:11.297	60.99	5.764	14:03:28.664
2 -	40.007	26.543	1:06.550	65.34	1.017	14:04:35.214
3 -	39.967	26.494	1:06.461 (3)	65.43	0.928	14:05:41.675
4 -	39.145	26.454	1:05.599 (2)	66.29	0.066	14:06:47.274
5 -	39.202	26.331	1:05.533 (1)	66.35		14:07:52.807
6 -	40.441	26.796	1:07.237	64.67	1.704	14:09:00.044
7 -	40.751	26.921	1:07.672	64.26	2.139	14:10:07.716

P7	222 1000	Phil ROOKE	Kawasaki ZX10R - AJ ROOKE ELECTRICAL CONTRACTORS			
IDEAL LAP TIME : 1:04.680		BEST LAP TIME : 1:04.950		DIFFERENCE : 0.270		

LAP	SECTOR 1	SECTOR 2	LAP TIME	MPH	DIFF	TIME OF DAY
1 -		26.758	1:13.538	59.13	8.588	14:03:30.905
2 -	41.836	26.309	1:08.145	63.81	3.195	14:04:39.050
3 -	40.897	26.448	1:07.345	64.57	2.395	14:05:46.395
4 -	40.584	25.856	1:06.440	65.45	1.490	14:06:52.835
5 -	39.498	25.661	1:05.159 (2)	66.73	0.209	14:07:57.994
6 -	39.546	26.230	1:05.776 (3)	66.11	0.826	14:09:03.770
7 -	39.019	25.931	1:04.950 (1)	66.95		14:10:08.720

P8	200 600	Dan BURNHAM	Triumph DAYTONA 675 - BDR RACING / KY JAX			
IDEAL LAP TIME : 1:02.459		BEST LAP TIME : 1:02.459		DIFFERENCE : 0.000		

LAP	SECTOR 1	SECTOR 2	LAP TIME	MPH	DIFF	TIME OF DAY
1 -		25.522	1:38.939	43.95	36.480	14:03:56.306
2 -	38.647	24.336	1:02.983 (2)	69.04	0.524	14:04:59.289
3 -	38.153	24.306	1:02.459 (1)	69.62		14:06:01.748
4 -	39.422	24.995	1:04.417 (3)	67.50	1.958	14:07:06.165
5 -	40.088	25.218	1:05.306	66.58	2.847	14:08:11.471
6 -	39.352	27.200	1:06.552	65.34	4.093	14:09:18.023
7 -	40.391	26.261	1:06.652	65.24	4.193	14:10:24.675

P9	22 600	Matt GATHERCOLE	Kawasaki ZX6R - Ride In Bike Tyres			
IDEAL LAP TIME : 1:03.819		BEST LAP TIME : 1:03.899		DIFFERENCE : 0.080		

LAP	SECTOR 1	SECTOR 2	LAP TIME	MPH	DIFF	TIME OF DAY
1 -		25.878	1:39.817	43.56	35.918	14:03:57.184
2 -	39.294	25.878	1:05.172	66.72	1.273	14:05:02.356
3 -	39.056	25.999	1:05.055	66.84	1.156	14:06:07.411
4 -	38.640	25.440	1:04.080 (2)	67.86	0.181	14:07:11.491
5 -	39.161	25.939	1:05.100	66.79	1.201	14:08:16.591
6 -	38.379	25.520	1:03.899 (1)	68.05		14:09:20.490
7 -	38.561	25.874	1:04.435 (3)	67.48	0.536	14:10:24.925

P10	51 600	Ross CLARKE	Kawasaki ZX600RR - Ross clarke Farriery			
IDEAL LAP TIME : 1:03.196		BEST LAP TIME : 1:03.423		DIFFERENCE : 0.227		

LAP	SECTOR 1	SECTOR 2	LAP TIME	MPH	DIFF	TIME OF DAY
1 -		26.039	1:38.989	43.92	35.566	14:03:56.356
2 -	40.080	26.174	1:06.254	65.63	2.831	14:05:02.610
3 -	39.958	25.094	1:05.052	66.84	1.629	14:06:07.662
4 -	39.113	25.566	1:04.679 (3)	67.23	1.256	14:07:12.341
5 -	39.424	25.478	1:04.902	67.00	1.479	14:08:17.243
6 -	38.102	25.321	1:03.423 (1)	68.56		14:09:20.666
7 -	38.914	25.558	1:04.472 (2)	67.44	1.049	14:10:25.138

Weather / Track : Rain / Wet

Brands Hatch Indy
Circuit Length = 1.2079 miles
Start: 14:02 Flag 14:09 End: 14:11

BMCRC - MRO Championships 2021 - Rnd 6 @ Brands Hatch Indy

BMCRC Rookie 600 & Rookie 1000

RACE 7 - SECTOR ANALYSIS



SECTOR 1 = FL to I1, SECTOR 2 = I1 to FL, DIFF = Difference To Personal Best Lap, P = Crossed Finish Line in Pit Lane, D = Time Disallowed

P11 501 600 Ashley COID			Kawasaki ZX636R -			
IDEAL LAP TIME : 1:04.298		BEST LAP TIME : 1:04.298		DIFFERENCE : 0.000		
LAP	SECTOR 1	SECTOR 2	LAP TIME	MPH	DIFF	TIME OF DAY
1 -		26.579	1:40.434	43.29	36.136	14:03:57.801
2 -	40.909	25.705	1:06.614	65.28	2.316	14:05:04.415
3 -	39.729	25.973	1:05.702	66.18	1.404	14:06:10.117
4 -	39.314	25.552	1:04.866 (3)	67.03	0.568	14:07:14.983
5 -	39.238	25.293	1:04.531 (2)	67.38	0.233	14:08:19.514
6 -	39.162	25.136	1:04.298 (1)	67.63		14:09:23.812
7 -	39.817	25.844	1:05.661	66.22	1.363	14:10:29.473

P12 228 600 Paul McFADDEN			Kawasaki ZX636 - T.McFadden Plant Ltd			
IDEAL LAP TIME : 1:05.172		BEST LAP TIME : 1:05.439		DIFFERENCE : 0.267		
LAP	SECTOR 1	SECTOR 2	LAP TIME	MPH	DIFF	TIME OF DAY
1 -		26.650	1:41.965	42.64	36.526	14:03:59.332
2 -	40.333	25.429	1:05.762 (3)	66.12	0.323	14:05:05.094
3 -	39.743	25.696	1:05.439 (1)	66.45		14:06:10.533
4 -	39.873	25.737	1:05.610 (2)	66.27	0.171	14:07:16.143
5 -	39.930	26.507	1:06.437	65.45	0.998	14:08:22.580
6 -	40.355	26.781	1:07.136	64.77	1.697	14:09:29.716
7 -	39.744	26.084	1:05.828	66.06	0.389	14:10:35.544

P13 180 1000 Mark OVEL			Yamaha R1 - I NEED A SPONSOR			
IDEAL LAP TIME : 1:09.842		BEST LAP TIME : 1:11.454		DIFFERENCE : 1.612		
LAP	SECTOR 1	SECTOR 2	LAP TIME	MPH	DIFF	TIME OF DAY
1 -		27.157	1:12.880	59.66	1.426	14:03:30.247
2 -	42.685	28.769	1:11.454 (1)	60.85		14:04:41.701
3 -	43.851	28.128	1:11.979 (2)	60.41	0.525	14:05:53.680
4 -	43.930	28.416	1:12.346 (3)	60.10	0.892	14:07:06.026
5 -	43.967	28.733	1:12.700	59.81	1.246	14:08:18.726
6 -	44.233	29.003	1:13.236	59.37	1.782	14:09:31.962

P14 994 600 Scott BACON			Yamaha R6 - Lexi Racing			
IDEAL LAP TIME : 1:06.796		BEST LAP TIME : 1:06.796		DIFFERENCE : 0.000		
LAP	SECTOR 1	SECTOR 2	LAP TIME	MPH	DIFF	TIME OF DAY
1 -		27.663	1:45.426	41.24	38.630	14:04:02.793
2 -	40.857	26.525	1:07.382 (2)	64.53	0.586	14:05:10.175
3 -	41.571	26.589	1:08.160	63.79	1.364	14:06:18.335
4 -	41.555	26.578	1:08.133	63.82	1.337	14:07:26.468
5 -	40.709	26.087	1:06.796 (1)	65.10		14:08:33.264
6 -	41.186	26.426	1:07.612 (3)	64.31	0.816	14:09:40.876

P15 98 600 Timothy WALSH			Triumph 675 - T P WALSH PHE			
IDEAL LAP TIME : 1:06.272		BEST LAP TIME : 1:06.272		DIFFERENCE : 0.000		
LAP	SECTOR 1	SECTOR 2	LAP TIME	MPH	DIFF	TIME OF DAY
1 -		27.914	1:45.713	41.13	39.441	14:04:03.080
2 -	42.223	27.979	1:10.202	61.94	3.930	14:05:13.282
3 -	41.191	26.959	1:08.150	63.80	1.878	14:06:21.432
4 -	40.029	26.583	1:06.612 (2)	65.28	0.340	14:07:28.044
5 -	39.776	26.496	1:06.272 (1)	65.61		14:08:34.316
6 -	40.731	26.685	1:07.416 (3)	64.50	1.144	14:09:41.732

Weather / Track : Rain / Wet

Brands Hatch Indy
Circuit Length = 1.2079 miles
Start: 14:02 Flag 14:09 End: 14:11

BMCRC - MRO Championships 2021 - Rnd 6 @ Brands Hatch Indy

BMCRC Rookie 600 & Rookie 1000

RACE 7 - SECTOR ANALYSIS



SECTOR 1 = FL to I1, SECTOR 2 = I1 to FL, DIFF = Difference To Personal Best Lap, P = Crossed Finish Line in Pit Lane, D = Time Disallowed

P16 371 600 Billy HUTCHINGS			Yamaha R6 -			
IDEAL LAP TIME : 1:05.987		BEST LAP TIME : 1:06.082		DIFFERENCE : 0.095		
LAP	SECTOR 1	SECTOR 2	LAP TIME	MPH	DIFF	TIME OF DAY
1 -		27.270	1:43.333	42.08	37.251	14:04:00.700
2 -	43.129	29.301	1:12.430	60.03	6.348	14:05:13.130
3 -	43.519	27.949	1:11.468	60.84	5.386	14:06:24.598
4 -	42.425	27.905	1:10.330 (3)	61.83	4.248	14:07:34.928
5 -	40.715	26.585	1:07.300 (2)	64.61	1.218	14:08:42.228
6 -	39.402	26.680	1:06.082 (1)	65.80		14:09:48.310

P17 686 600 Liam SPILLER			Yamaha R6 - LD Renovate Ltd			
IDEAL LAP TIME : 1:07.640		BEST LAP TIME : 1:07.640		DIFFERENCE : 0.000		
LAP	SECTOR 1	SECTOR 2	LAP TIME	MPH	DIFF	TIME OF DAY
1 -		27.681	1:46.567	40.80	38.927	14:04:03.934
2 -	42.446	27.310	1:09.756 (3)	62.34	2.116	14:05:13.690
3 -	42.818	27.231	1:10.049	62.07	2.409	14:06:23.739
4 -	42.263	27.727	1:09.990	62.13	2.350	14:07:33.729
5 -	42.098	27.369	1:09.467 (2)	62.59	1.827	14:08:43.196
6 -	41.183	26.457	1:07.640 (1)	64.29		14:09:50.836

P18 62 600 Oliver NUNN			Yamaha R6 - Intertechnic UK & STVL			
IDEAL LAP TIME : 1:07.831		BEST LAP TIME : 1:07.831		DIFFERENCE : 0.000		
LAP	SECTOR 1	SECTOR 2	LAP TIME	MPH	DIFF	TIME OF DAY
1 -		27.888	1:47.786	40.34	39.955	14:04:05.153
2 -	44.299	27.851	1:12.150	60.27	4.319	14:05:17.303
3 -	43.021	27.639	1:10.660	61.54	2.829	14:06:27.963
4 -	42.378	27.304	1:09.682 (3)	62.40	1.851	14:07:37.645
5 -	42.117	27.037	1:09.154 (2)	62.88	1.323	14:08:46.799
6 -	41.241	26.590	1:07.831 (1)	64.10		14:09:54.630

P19 636 600 Matthew MILLS			Kawasaki ZX6R -			
IDEAL LAP TIME : 1:10.440		BEST LAP TIME : 1:11.309		DIFFERENCE : 0.869		
LAP	SECTOR 1	SECTOR 2	LAP TIME	MPH	DIFF	TIME OF DAY
1 -		29.158	1:49.953	39.54	38.644	14:04:07.320
2 -	43.690	28.167	1:11.857	60.51	0.548	14:05:19.177
3 -	43.580	27.932	1:11.512 (2)	60.80	0.203	14:06:30.689
4 -	42.508	28.801	1:11.309 (1)	60.98		14:07:41.998
5 -	43.052	29.219	1:12.271	60.17	0.962	14:08:54.269
6 -	42.940	28.597	1:11.537 (3)	60.78	0.228	14:10:05.806

P20 155 600 Eliot SMITH			Honda CBR600RR - Pro-Moto Europe Ltd			
IDEAL LAP TIME : 1:10.582		BEST LAP TIME : 1:11.142		DIFFERENCE : 0.560		
LAP	SECTOR 1	SECTOR 2	LAP TIME	MPH	DIFF	TIME OF DAY
1 -		30.446	1:52.277	38.73	41.135	14:04:09.644
2 -	45.057	29.144	1:14.201	58.60	3.059	14:05:23.845
3 -	43.588	27.753	1:11.341 (3)	60.95	0.199	14:06:35.186
4 -	43.185	28.030	1:11.215 (2)	61.06	0.073	14:07:46.401
5 -	43.286	28.562	1:11.848	60.52	0.706	14:08:58.249
6 -	42.829	28.313	1:11.142 (1)	61.12		14:10:09.391

Weather / Track : Rain / Wet

Brands Hatch Indy
Circuit Length = 1.2079 miles
Start: 14:02 Flag 14:09 End: 14:11

BMCRC - MRO Championships 2021 - Rnd 6 @ Brands Hatch Indy

BMCRC Rookie 600 & Rookie 1000

RACE 7 - SECTOR ANALYSIS



SECTOR 1 = FL to I1, SECTOR 2 = I1 to FL, DIFF = Difference To Personal Best Lap, P = Crossed Finish Line in Pit Lane, D = Time Disallowed

P21 10 600 Glenn SMITH		Suzuki GSXR - AOR Alex Olsen Racing				
IDEAL LAP TIME : 1:10.555		BEST LAP TIME : 1:10.555		DIFFERENCE : 0.000		
LAP	SECTOR 1	SECTOR 2	LAP TIME	MPH	DIFF	TIME OF DAY
1 -		30.598	1:51.862	38.87	41.307	14:04:09.229
2 -	44.950	30.131	1:15.081	57.91	4.526	14:05:24.310
3 -	44.492	29.054	1:13.546	59.12	2.991	14:06:37.856
4 -	43.159	28.719	1:11.878 (3)	60.49	1.323	14:07:49.734
5 -	42.263	28.292	1:10.555 (1)	61.63		14:09:00.289
6 -	42.538	28.697	1:11.235 (2)	61.04	0.680	14:10:11.524

P22 42 600 Kai EVANS		Suzuki GSXR 600 - CBS Ltd Construction and Engineering				
IDEAL LAP TIME : 1:11.062		BEST LAP TIME : 1:11.349		DIFFERENCE : 0.287		
LAP	SECTOR 1	SECTOR 2	LAP TIME	MPH	DIFF	TIME OF DAY
1 -		30.534	1:53.047	38.46	41.698	14:04:10.414
2 -	44.473	29.912	1:14.385	58.46	3.036	14:05:24.799
3 -	44.859	28.860	1:13.719	58.98	2.370	14:06:38.518
4 -	43.417	28.249	1:11.666 (2)	60.67	0.317	14:07:50.184
5 -	43.545	28.123	1:11.668 (3)	60.67	0.319	14:09:01.852
6 -	42.939	28.410	1:11.349 (1)	60.94		14:10:13.201

P23 441 600 Toby COOK		Daytona 675R - Brixham Bodyworks				
IDEAL LAP TIME : 1:13.672		BEST LAP TIME : 1:13.672		DIFFERENCE : 0.000		
LAP	SECTOR 1	SECTOR 2	LAP TIME	MPH	DIFF	TIME OF DAY
1 -		29.950	1:50.248	39.44	36.576	14:04:07.615
2 -	45.238	29.003	1:14.241 (2)	58.57	0.569	14:05:21.856
3 -	44.771	28.901	1:13.672 (1)	59.02		14:06:35.528
4 -	45.071	29.170	1:14.241 (2)	58.57	0.569	14:07:49.769
5 -	47.081	30.650	1:17.731	55.94	4.059	14:09:07.500
6 -	45.970	30.111	1:16.081	57.15	2.409	14:10:23.581

P24 179 600 Thomas GARNER		Yamaha R6 -				
IDEAL LAP TIME : 1:07.078		BEST LAP TIME : 1:07.220		DIFFERENCE : 0.142		
LAP	SECTOR 1	SECTOR 2	LAP TIME	MPH	DIFF	TIME OF DAY
1 -		27.692	1:44.675	41.54	37.455	14:04:02.042
2 -	42.479	28.462	1:10.941	61.29	3.721	14:05:12.983
3 -	41.190	26.944	1:08.134 (2)	63.82	0.914	14:06:21.117
4 -	42.168	27.733	1:09.901	62.21	2.681	14:07:31.018
5 -	42.277	27.158	1:09.435 (3)	62.62	2.215	14:08:40.453
6 -	40.134	27.086	1:07.220 (1)	64.69		14:09:47.673

P25 212 600 Matt PALLETT		Kawasaki ZX6R - In:timber				
IDEAL LAP TIME : 1:02.415		BEST LAP TIME : 1:02.850		DIFFERENCE : 0.435		
LAP	SECTOR 1	SECTOR 2	LAP TIME	MPH	DIFF	TIME OF DAY
1 -		26.313	1:40.768	43.15	37.918	14:03:58.135
2 -	39.435	25.222	1:04.657	67.25	1.807	14:05:02.792
3 -	38.576	25.274	1:03.850 (3)	68.10	1.000	14:06:06.642
4 -	37.883	25.209	1:03.092 (2)	68.92	0.242	14:07:09.734
5 -	38.282	24.568	1:02.850 (1)	69.19		14:08:12.584

P26 12 1000 Paul BOXALL		Kawasaki ZX10R - WG Tyres				
IDEAL LAP TIME : 1:16.271		BEST LAP TIME :		DIFFERENCE :		
LAP	SECTOR 1	SECTOR 2	LAP TIME	MPH	DIFF	TIME OF DAY
1 -		28.773	1:16.997	56.47		14:03:34.364

Weather / Track : Rain / Wet

Brands Hatch Indy
Circuit Length = 1.2079 miles
Start: 14:02 Flag 14:09 End: 14:11

BMCRC - MRO Championships 2021 - Rnd 6 @ Brands Hatch Indy

BMCRC Rookie 600 & Rookie 1000

RACE 7 - BEST SECTORS

SECTOR 1			SECTOR 2			IDEAL / BEST COMPARISON						
POS	NO	NAME	TIME	NO	NAME	TIME	POS	NO	NAME	IDEAL	BEST	DIFF
									PERFECT LAP	59.459		
1	53	McGLYNN	35.784	53	McGLYNN	23.675	1	53	McGLYNN	59.459	1:00.275	0.816
2	110	CLARKE	36.393	100	HUNTER	24.112	2	110	CLARKE	1:00.796	1:00.797	0.001
3	100	HUNTER	36.753	200	BURNHAM	24.306	3	100	HUNTER	1:00.865	1:00.890	0.025
4	344	WILLIAMS	36.766	344	WILLIAMS	24.400	4	344	WILLIAMS	1:01.166	1:01.166	0.000
5	86	LOPES	37.355	110	CLARKE	24.403	5	212	PALLET	1:02.415	1:02.850	0.435
6	212	PALLET	37.847	212	PALLET	24.568	6	200	BURNHAM	1:02.459	1:02.459	0.000
7	51	CLARKE	38.102	51	CLARKE	25.094	7	86	LOPES	1:02.568	1:02.683	0.115
8	200	BURNHAM	38.153	501	COID	25.136	8	51	CLARKE	1:03.196	1:03.423	0.227
9	22	GATHERCOLE	38.379	86	LOPES	25.213	9	22	GATHERCOLE	1:03.819	1:03.899	0.080
10	222	ROOKE	39.019	228	McFADDEN	25.429	10	501	COID	1:04.298	1:04.298	0.000
11	19	GRANT	39.145	22	GATHERCOLE	25.440	11	222	ROOKE	1:04.680	1:04.950	0.270
12	501	COID	39.162	222	ROOKE	25.661	12	228	McFADDEN	1:05.172	1:05.439	0.267
13	371	HUTCHINGS	39.402	994	BACON	26.087	13	19	GRANT	1:05.476	1:05.533	0.057
14	228	McFADDEN	39.743	19	GRANT	26.331	14	371	HUTCHINGS	1:05.987	1:06.082	0.095
15	98	WALSH	39.776	686	SPILLER	26.457	15	98	WALSH	1:06.272	1:06.272	0.000
16	179	GARNER	40.134	98	WALSH	26.496	16	994	BACON	1:06.796	1:06.796	0.000
17	994	BACON	40.709	371	HUTCHINGS	26.585	17	179	GARNER	1:07.078	1:07.220	0.142
18	686	SPILLER	41.183	62	NUNN	26.590	18	686	SPILLER	1:07.640	1:07.640	0.000
19	62	NUNN	41.241	179	GARNER	26.944	19	62	NUNN	1:07.831	1:07.831	0.000
20	10	SMITH	42.263	180	OVEL	27.157	20	180	OVEL	1:09.842	1:11.454	1.612
21	636	MILLS	42.508	155	SMITH	27.753	21	636	MILLS	1:10.440	1:11.309	0.869
22	180	OVEL	42.685	636	MILLS	27.932	22	10	SMITH	1:10.555	1:10.555	0.000
23	155	SMITH	42.829	42	EVANS	28.123	23	155	SMITH	1:10.582	1:11.142	0.560
24	42	EVANS	42.939	10	SMITH	28.292	24	42	EVANS	1:11.062	1:11.349	0.287
25	441	COOK	44.771	12	BOXALL	28.773	25	441	COOK	1:13.672	1:13.672	0.000
26	12	BOXALL	47.498	441	COOK	28.901	26	12	BOXALL	1:16.271		

Weather / Track : Rain / Wet

Results can be found at www.tsl-timing.com

Brands Hatch Indy
Circuit Length = 1.2079 miles
Start: 14:02 Flag 14:09 End: 14:11

Printed - 14:14 Saturday, 02 October 2021

BMCRC - MRO Championships 2021 - Rnd 6 @ Brands Hatch Indy

BMCRC Rookie 600 & Rookie 1000

RACE 7 - STATISTICS

Competitors Started 26
Planned Start 2021-10-02 @ 14:15:00.000
Actual Start 2021-10-02 @ 14:02:17.366
Finish Time 2021-10-02 @ 14:09:29.781
Track Length 1.2079mi.
Total Laps 162
Total Distance Covered 195.6871mi.

Session Fastest Lap History

NO	CL	NAME	LAP TIME	TIME OF DAY	LAP	VEHICLE
53	1000	Seamus McGLYNN	1:00.275	14:04:22.307	2	Yamaha R1

Session Leader History

NO	CL	NAME	FROM LAP	LAPS LED	DISTANCE	VEHICLE
53	1000	Seamus McGLYNN	1	7	8.45 miles	Yamaha R1

Flag History

TYPE	TIME OF DAY
GREEN	14:02:17.366
FINISH	14:09:29.781

Flag Statistics

TYPE	COUNT	TOTAL LAPS	TOTAL TIME
Green	1	7	9:06.944
Red	0	0	0.000
Safety Car	0	0	0.000
FCY	0	0	0.000

BMCRC - MRO Championships 2021 - Rnd 6 @ Brands Hatch Indy

BMCRC Rookie 600 & Rookie 1000

RACE 7 - STATISTICS

CLASS : 1000

9 Starters

Fastest Lap History

NO	NAME	LAP TIME	TIME OF DAY	LAP	VEHICLE
53	Seamus McGLYNN	1:00.275	14:04:22.307	2	Yamaha R1

Leader History

NO	NAME	FROM LAP	LAPS LED	DISTANCE	VEHICLE
53	Seamus McGLYNN	1	7	8.45 miles	Yamaha R1

BMCRC - MRO Championships 2021 - Rnd 6 @ Brands Hatch Indy

BMCRC Rookie 600 & Rookie 1000

RACE 7 - STATISTICS

CLASS : 600

17 Starters

Fastest Lap History

NO	NAME	LAP TIME	TIME OF DAY	LAP	VEHICLE
200	Dan BURNHAM	1:02.983	14:04:59.304	2	Triumph DAYTONA 675
200	Dan BURNHAM	1:02.459	14:06:01.765	3	Triumph DAYTONA 675

Leader History

NO	NAME	FROM LAP	LAPS LED	DISTANCE	VEHICLE
200	Dan BURNHAM	1	7	8.45 miles	Triumph DAYTONA 675

BMCRC - MRO Championships 2021 - Rnd 6 @ Brands Hatch Indy

BMCRC Rookie 600 & Rookie 1000

RACE 7 - GRID (12 Laps)



CONTRACTORS LTD

ROW 10	30 30 Paul NIELD 1:13.672	29 441 Toby COOK 1:11.349	28 42 Kai EVANS
ROW 9	27 636 Matthew MILLS 1:11.309	26 155 Eliot SMITH 1:11.142	25 10 Glenn SMITH 1:10.555
ROW 8	24 62 Oliver NUNN 1:07.831	23 686 Liam SPILLER 1:07.640	22 179 Thomas GARNER 1:07.220
ROW 7	21 994 Scott BACON 1:06.796	20 98 Timothy WALSH 1:06.272	19 371 Billy HUTCHINGS 1:06.082
ROW 6	18 228 Paul McFADDEN 1:05.439	17 501 Ashley COID 1:04.298	16 22 Matt GATHERCOLE 1:03.899
ROW 5	15 51 Ross CLARKE 1:03.423	14 212 Matt PALLETT 1:02.850	13 200 Dan BURNHAM 1:02.459
ROW 4			
ROW 3	9 12 Paul BOXALL 1:11.454	8 180 Mark OVEL 1:05.533	7 19 Lee GRANT
ROW 2	6 222 Phil ROOKE 1:04.950	5 86 Frederico LOPES 1:02.683	4 344 Andrew WILLIAMS 1:01.166
ROW 1	3 100 Antony HUNTER 1:00.890	2 110 Michael CLARKE 1:00.797	1 53 Seamus McGLYNN 1:00.275
			Pole

These results are provisional until the conclusion of any judicial and technical matters.

Brands Hatch Indy
Circuit Length = 1.2079 miles

Clerk Of Course :	Stewards :	Timekeeper : Alan Povey
-------------------	------------	-------------------------

Results can be found at www.tsl-timing.com

Printed - 14:21 Saturday, 02 October 2021



BMCRC - MRO Championships 2021 - Rnd 6 @ Brands Hatch Indy

BMCRC Rookie 600 & Rookie 1000

RACE 7 - CLASSIFICATION



CONTRACTORS LTD

POS	NO	CL	PIC NAME	ENTRY	LAPS	TIME	GAP	DIFF	MPH	BEST	ON
1	100	1000	1 Antony HUNTER	Kawasaki ZX10 - Uncletoms motoring centre	12	10:16.941			84.58	50.153	7
2	53	1000	2 Seamus McGLYNN	Yamaha R1 -	12	10:26.158	9.217	9.217	83.33	51.221	4
3	344	1000	3 Andrew WILLIAMS	Suzuki GSXR - Standard signs	12	10:26.180	9.239	0.022	83.33	50.965	3
4	86	1000	4 Frederico LOPES	Kawasaki ZX10R - FLR Procurement Ltd	12	10:41.961	25.020	15.781	81.28	52.582	10
5	110	1000	5 Michael CLARKE	Yamaha R1 - BIKEBASE.ltd	12	10:42.716	25.775	0.755	81.19	52.566	4
6	51	600	1 Ross CLARKE	Kawasaki ZX600RR - Ross clarke Farriery	12	10:56.585	39.644	13.869	79.47	51.566	4
7	501	600	2 Ashley COID	Kawasaki ZX636R -	12	10:57.441	40.500	0.856	79.37	51.647	10
8	222	1000	6 Phil ROOKE	Kawasaki ZX10R - AJ ROOKE ELECTRICAL CONT	12	11:00.352	43.411	2.911	79.02	52.800	8
9	200	600	3 Dan BURNHAM	Triumph DAYTONA 675 - BDR RACING / KY JAX	12	11:01.396	44.455	1.044	78.89	52.112	10
10	228	600	4 Paul McFADDEN	Kawasaki ZX636 - T.McFadden Plant Ltd	11	10:17.716	1 Lap	1 Lap	77.43	52.553	11
11	994	600	5 Scott BACON	Yamaha R6 - Lexi Racing	11	10:18.728	1 Lap	1.012	77.31	52.962	11
12	180	1000	7 Mark OVEL	Yamaha R1 - I NEED A SPONSOR	11	10:21.828	1 Lap	3.100	76.92	55.088	5
13	30	600	6 Paul NIELD	Honda CBR600RR -	11	10:28.796	1 Lap	6.968	76.07	53.818	11
14	371	600	7 Billy HUTCHINGS	Yamaha R6 -	11	10:28.909	1 Lap	0.113	76.05	53.601	11
15	179	600	8 Thomas GARNER	Yamaha R6 -	11	10:29.272	1 Lap	0.363	76.01	53.889	9
16	12	1000	8 Paul BOXALL	Kawasaki ZX10R - WG Tyres	11	10:38.986	1 Lap	9.714	74.86	56.984	2
17	686	600	9 Liam SPILLER	Yamaha R6 - LD Renovate Ltd	11	10:56.889	1 Lap	17.903	72.81	56.438	6
18	441	600	10 Toby COOK	Daytona 675R - Brixham Bodyworks	11	10:57.267	1 Lap	0.378	72.77	55.822	9
19	10	600	11 Glenn SMITH	Suzuki GSXR - AOR Alex Olsen Racing	11	10:58.337	1 Lap	1.070	72.65	56.075	9
20	62	600	12 Oliver NUNN	Yamaha R6 - Intertechnic UK & STVL	11	11:06.132	1 Lap	7.795	71.80	57.220	2
21	155	600	13 Eliot SMITH	Honda CBR600RR - Pro-Moto Europe Ltd	11	11:07.074	1 Lap	0.942	71.70	57.256	11
22	42*	600	14 Kai EVANS	Suzuki GSXR 600 - CBS Ltd Construction and Engin	10	10:46.014	2 Laps	1 Lap	67.31	59.728	9

NOT CLASSIFIED

DNF	212	600	Matt PALLETT	Kawasaki ZX6R - In:timber	10	9:28.083	2 Laps		76.54	53.379	8
DNF	636	600	Matthew MILLS	Kawasaki ZX6R -	7	7:11.188	5 Laps	3 Laps	70.59	56.633	6
DNF	22	600	Matt GATHERCOLE	Kawasaki ZX6R - Ride In Bike Tyres	4	4:08.596	8 Laps	3 Laps	69.97	54.277	3
DNF	19	1000	Lee GRANT	Yamaha R1M - Grant carpentry and construction ltd	0						

FASTEST LAP

100	1000	Antony HUNTER	Kawasaki ZX10 - Uncletoms motoring centre	7	50.153	86.70 mph	139.54 kph
51	600	Ross CLARKE	Kawasaki ZX600RR - Ross clarke Farriery	4	51.566	84.33 mph	135.71 kph

* Bike 42 - 10 second penalty applied for jump start

Class 1000 - 92.5% of Race Speed = 78.23 mph

Class 600 - 92.5% of Race Speed = 73.50 mph

Brands Hatch Indy: 1.2079 miles

Race Distance: 12 Laps / 14.49 miles

Start: 12:13 Flag 12:23 End: 12:24

Weather / Track : Bright / Dry

These results are provisional until the conclusion of any judicial and technical matters.

Clerk Of Course :	Stewards :	Timekeeper : Alan Povey
-------------------	------------	-------------------------

Results can be found at www.tsl-timing.com

Printed - 12:24 Sunday, 03 October 2021



BMCRC - MRO Championships 2021 - Rnd 6 @ Brands Hatch Indy

BMCRC Rookie 600 & Rookie 1000

RACE 7 - LAP CHART

LAP 1 @ 12:14:13.458			LAP 2 @ 12:15:04.894			LAP 3 @ 12:15:56.181			LAP 4 @ 12:16:47.402			LAP 5 @ 12:17:38.713		
NO	BEHIND	LAP TIME	NO	BEHIND	LAP TIME	NO	BEHIND	LAP TIME	NO	BEHIND	LAP TIME	NO	BEHIND	LAP TIME
53		56.287	53		51.436	53		51.287	53		51.221	100		50.874
344	0.784	57.071	100	1.310	50.858	100	0.547	50.524	100	0.437	51.111	53	0.669	51.980
110	1.865	58.152	344	1.517	52.169	344	1.195	50.965	344	1.304	51.330	344	1.230	51.237
100	1.888	58.175	110	3.239	52.810	110	4.662	52.710	42	1 Lap	1:01.156	155	1 Lap	57.743
86	2.371	58.658	86	3.614	52.679	86	5.278	52.951	110	6.007	52.566	86	8.396	52.715
222	4.909	1:01.196	222	8.450	54.977	222	11.366	54.203	86	6.992	52.935	110	8.429	53.733
180	5.744	1:02.031	180	9.647	55.339	180	14.323	55.963	222	13.966	53.821	42	1 Lap	59.986
12	7.583	1:03.870	12	13.131	56.984	12	18.856	57.012	180	18.742	55.640	222	16.275	53.620
51	24.413	1:20.700	501	26.362	53.251	501	28.116	53.041	12	25.088	57.453	180	22.519	55.088
501	24.547	1:20.834	200	26.572	53.452	51	28.174	52.811	51	28.519	51.566	51	29.261	52.053
200	24.556	1:20.843	51	26.650	53.673	200	28.275	52.990	501	29.259	52.364	501	30.483	52.535
212	25.397	1:21.684	212	27.711	53.750	212	31.221	54.797	200	29.521	52.467	200	30.580	52.370
228	25.780	1:22.067	228	28.002	53.658	228	31.333	54.618	212	34.024	54.024	12	31.856	58.079
371	26.899	1:23.186	22	29.860	54.304	22	32.850	54.277	228	34.138	54.026	212	36.425	53.712
22	26.992	1:23.279	371	30.659	55.196	994	33.556	54.079	994	35.365	53.030	228	36.539	53.712
994	27.636	1:23.923	994	30.764	54.564	371	34.795	55.423	179	37.951	54.235	994	37.380	53.326
686	28.533	1:24.820	179	31.728	54.411	179	34.937	54.496	22	38.365	56.736	179	40.833	54.193
179	28.753	1:25.040	30	32.423	54.889	30	35.279	54.143	30	39.084	55.026	30	42.118	54.345
30	28.970	1:25.257	686	33.989	56.892	686	39.432	56.730	371	39.181	55.607	371	42.916	55.046
62	30.755	1:27.042	62	36.539	57.220	62	42.713	57.461	686	46.248	58.037			
10	32.468	1:28.755	10	38.679	57.647	10	43.864	56.472	636	49.867	56.723			
636	32.911	1:29.198	636	38.794	57.319	636	44.365	56.858	10	49.959	57.316			
155	33.127	1:29.414	441	39.033	57.183	441	44.607	56.861	441	50.048	56.662			
441	33.286	1:29.573	155	39.634	57.943	155	46.032	57.685	62	51.198	59.706			
42	34.765	1:31.052	42	43.660	1:00.331									

Weather / Track : Bright / Dry

Brands Hatch Indy
 Circuit Length = 1.2079 miles
 Start: 12:13 Flag 12:23 End: 12:24

BMCRC - MRO Championships 2021 - Rnd 6 @ Brands Hatch Indy

BMCRC Rookie 600 & Rookie 1000

RACE 7 - LAP CHART

LAP 6 @ 12:18:29.822			LAP 7 @ 12:19:19.975			LAP 8 @ 12:20:10.333			LAP 9 @ 12:21:00.626			LAP 10 @ 12:21:51.004		
NO	BEHIND	LAP TIME	NO	BEHIND	LAP TIME	NO	BEHIND	LAP TIME	NO	BEHIND	LAP TIME	NO	BEHIND	LAP TIME
100		51.109	100		50.153	100		50.358	100		50.293	100		50.378
686	1 Lap	57.396	344	3.741	51.715	344	5.364	51.981	179	1 Lap	55.599	42	2 Laps	1:00.124
344	2.179	52.058	53	4.563	51.514	53	5.531	51.326	30	1 Lap	54.508	179	1 Lap	53.889
53	3.202	53.642	686	1 Lap	56.438	686	1 Lap	56.866	371	1 Lap	53.900	371	1 Lap	53.741
636	1 Lap	56.737	636	1 Lap	56.633	86	17.660	54.155	12	1 Lap	57.938	30	1 Lap	54.125
441	1 Lap	56.876	441	1 Lap	56.419	636	1 Lap	57.720	344	6.692	51.621	344	7.786	51.472
10	1 Lap	57.937	10	1 Lap	56.099	441	1 Lap	57.706	53	6.725	51.487	53	8.121	51.774
62	1 Lap	57.890	62	1 Lap	57.233	110	18.134	54.399	686	1 Lap	56.638	12	1 Lap	57.519
155	1 Lap	58.100	86	13.863	53.520	10	1 Lap	58.335	86	20.594	53.227	86	22.798	52.582
86	10.496	53.209	110	14.093	53.547	62	1 Lap	57.980	110	20.707	52.866	110	22.911	52.582
110	10.699	53.379	155	1 Lap	58.153	155	1 Lap	57.975	441	1 Lap	56.772	686	1 Lap	57.347
222	19.262	54.096	222	22.398	53.289	222	24.840	52.800	10	1 Lap	56.678	441	1 Lap	55.822
42	1 Lap	1:00.633	42	1 Lap	1:00.751	51	34.321	52.307	222	28.336	53.789	10	1 Lap	56.075
180	27.456	56.046	51	32.372	52.440	501	36.272	52.824	62	1 Lap	57.443	222	33.658	55.700
51	30.085	51.933	180	33.203	55.900	200	36.764	53.057	155	1 Lap	58.020	62	1 Lap	57.715
501	31.791	52.417	501	33.806	52.168	180	39.222	56.377	51	35.975	51.947	51	37.907	52.310
200	31.976	52.505	200	34.065	52.242	42	1 Lap	1:01.159	501	37.730	51.751	155	1 Lap	57.518
228	38.681	53.251	228	41.677	53.149	228	44.204	52.885	200	38.779	52.308	501	38.999	51.647
12	38.714	57.967	994	42.838	53.320	994	45.606	53.126	180	45.435	56.506	200	40.513	52.112
994	39.671	53.400	212	43.911	53.964	212	46.932	53.379	228	46.965	53.054	228	51.330	54.743
212	40.100	54.784	12	46.287	57.726				994	48.910	53.597	180	51.567	56.510
179	43.734	54.010	179	47.642	54.061				212	50.037	53.398			
30	45.002	53.993	30	49.268	54.419									
371	46.124	54.317	371	50.012	54.041									

BMCRC - MRO Championships 2021 - Rnd 6 @ Brands Hatch Indy

BMCRC Rookie 600 & Rookie 1000

RACE 7 - LAP CHART

LAP 11 @ 12:22:42.651			LAP 12 @ 12:23:34.112		
NO	BEHIND	LAP TIME	NO	BEHIND	LAP TIME
100		51.647	100		51.461
994	1 Lap	53.401	228	1 Lap	52.553
212	1 Lap	54.591	994	1 Lap	52.962
53	9.080	52.606	180	1 Lap	56.428
344	9.193	53.054	344	9.208	51.476
42	2 Laps	59.728	53	9.217	51.598
30	1 Lap	54.273	30	1 Lap	53.818
179	1 Lap	55.158	371	1 Lap	53.601
371	1 Lap	54.851	179	1 Lap	54.180
12	1 Lap	57.097	42	2 Laps	1:01.094
86	23.755	52.604	12	1 Lap	57.341
110	24.550	53.286	86	25.020	52.726
686	1 Lap	57.823	110	25.775	52.686
441	1 Lap	56.154	51	39.644	52.595
10	1 Lap	56.185	686	1 Lap	57.902
51	38.510	52.250	441	1 Lap	57.239
222	38.588	56.577	501	40.500	52.465
501	39.496	52.144	10	1 Lap	56.838
62	1 Lap	57.926	222	43.411	56.284
200	42.203	53.337	200	44.455	53.713
155	1 Lap	57.267	62	1 Lap	58.516
			155	1 Lap	57.256

Weather / Track : Bright / Dry

Results can be found at www.tsl-timing.com

Page 3 of 3

Brands Hatch Indy
Circuit Length = 1.2079 miles
Start: 12:13 Flag 12:23 End: 12:24

Printed - 12:42 Sunday, 03 October 2021

BMCRC - MRO Championships 2021 - Rnd 6 @ Brands Hatch Indy

BMCRC Rookie 600 & Rookie 1000

RACE 7 - SECTOR ANALYSIS



SECTOR 1 = FL to I1, SECTOR 2 = I1 to FL, DIFF = Difference To Personal Best Lap, P = Crossed Finish Line in Pit Lane, D = Time Disallowed

P1		100	1000	Antony HUNTER	Kawasaki ZX10 - Uncletoms motoring centre		
IDEAL LAP TIME : 49.980		BEST LAP TIME : 50.153		DIFFERENCE : 0.173			
LAP	SECTOR 1	SECTOR 2	LAP TIME	MPH	DIFF	TIME OF DAY	
1 -		21.481	58.175	74.75	8.022	12:14:15.346	
2 -	30.754	20.104	50.858	85.50	0.705	12:15:06.204	
3 -	30.575	19.949	50.524	86.07	0.371	12:15:56.728	
4 -	30.502	20.609	51.111	85.08	0.958	12:16:47.839	
5 -	30.494	20.380	50.874	85.47	0.721	12:17:38.713	
6 -	30.664	20.445	51.109	85.08	0.956	12:18:29.822	
7 -	30.283	19.870	50.153 (1)	86.70		12:19:19.975	
8 -	30.346	20.012	50.358 (3)	86.35	0.205	12:20:10.333	
9 -	30.596	19.697	50.293 (2)	86.46	0.140	12:21:00.626	
10 -	30.412	19.966	50.378	86.31	0.225	12:21:51.004	
11 -	31.217	20.430	51.647	84.19	1.494	12:22:42.651	
12 -	30.753	20.708	51.461	84.50	1.308	12:23:34.112	

P2		344	1000	Andrew WILLIAMS	Suzuki GSXR - Standard signs		
IDEAL LAP TIME : 50.965		BEST LAP TIME : 50.965		DIFFERENCE : 0.000			
LAP	SECTOR 1	SECTOR 2	LAP TIME	MPH	DIFF	TIME OF DAY	
1 -		21.025	57.071	76.19	6.106	12:14:14.242	
2 -	31.351	20.818	52.169	83.35	1.204	12:15:06.411	
3 -	30.676	20.289	50.965 (1)	85.32		12:15:57.376	
4 -	30.795	20.535	51.330 (3)	84.71	0.365	12:16:48.706	
5 -	30.770	20.467	51.237 (2)	84.87	0.272	12:17:39.943	
6 -	31.546	20.512	52.058	83.53	1.093	12:18:32.001	
7 -	31.075	20.640	51.715	84.08	0.750	12:19:23.716	
8 -	31.286	20.695	51.981	83.65	1.016	12:20:15.697	
9 -	31.207	20.414	51.621	84.24	0.656	12:21:07.318	
10 -	31.129	20.343	51.472	84.48	0.507	12:21:58.790	
11 -	31.163	21.891	53.054	81.96	2.089	12:22:51.844	
12 -	31.069	20.407	51.476	84.47	0.511	12:23:43.320	

P3		53	1000	Seamus McGLYNN	Yamaha R1 -		
IDEAL LAP TIME : 50.996		BEST LAP TIME : 51.221		DIFFERENCE : 0.225			
LAP	SECTOR 1	SECTOR 2	LAP TIME	MPH	DIFF	TIME OF DAY	
1 -		20.685	56.287	77.25	5.066	12:14:13.458	
2 -	31.131	20.305	51.436	84.54	0.215	12:15:04.894	
3 -	30.984	20.303	51.287 (2)	84.78	0.066	12:15:56.181	
4 -	30.858	20.363	51.221 (1)	84.89		12:16:47.402	
5 -	31.229	20.751	51.980	83.65	0.759	12:17:39.382	
6 -	32.625	21.017	53.642	81.06	2.421	12:18:33.024	
7 -	31.337	20.177	51.514	84.41	0.293	12:19:24.538	
8 -	30.951	20.375	51.326 (3)	84.72	0.105	12:20:15.864	
9 -	31.337	20.150	51.487	84.46	0.266	12:21:07.351	
10 -	31.636	20.138	51.774	83.99	0.553	12:21:59.125	
11 -	31.239	21.367	52.606	82.66	1.385	12:22:51.731	
12 -	31.369	20.229	51.598	84.27	0.377	12:23:43.329	

Weather / Track : Bright / Dry

Brands Hatch Indy
Circuit Length = 1.2079 miles
Start: 12:13 Flag 12:23 End: 12:24

BMCRC - MRO Championships 2021 - Rnd 6 @ Brands Hatch Indy

BMCRC Rookie 600 & Rookie 1000

RACE 7 - SECTOR ANALYSIS



SECTOR 1 = FL to I1, SECTOR 2 = I1 to FL, DIFF = Difference To Personal Best Lap, P = Crossed Finish Line in Pit Lane, D = Time Disallowed

P4 86 1000 Frederico LOPES			Kawasaki ZX10R - FLR Procurement Ltd			
IDEAL LAP TIME : 52.437			BEST LAP TIME : 52.582		DIFFERENCE : 0.145	
LAP	SECTOR 1	SECTOR 2	LAP TIME	MPH	DIFF	TIME OF DAY
1 -		21.379	58.658	74.13	6.076	12:14:15.829
2 -	31.819	20.860	52.679 (3)	82.54	0.097	12:15:08.508
3 -	31.772	21.179	52.951	82.12	0.369	12:16:01.459
4 -	31.739	21.196	52.935	82.14	0.353	12:16:54.394
5 -	31.704	21.011	52.715	82.49	0.133	12:17:47.109
6 -	31.866	21.343	53.209	81.72	0.627	12:18:40.318
7 -	32.596	20.924	53.520	81.25	0.938	12:19:33.838
8 -	32.168	21.987	54.155	80.29	1.573	12:20:27.993
9 -	31.874	21.353	53.227	81.69	0.645	12:21:21.220
10 -	31.725	20.857	52.582 (1)	82.70		12:22:13.802
11 -	31.580	21.024	52.604 (2)	82.66	0.022	12:23:06.406
12 -	31.689	21.037	52.726	82.47	0.144	12:23:59.132

P5 110 1000 Michael CLARKE			Yamaha R1 - BIKEBASE.ltd			
IDEAL LAP TIME : 52.294			BEST LAP TIME : 52.566		DIFFERENCE : 0.272	
LAP	SECTOR 1	SECTOR 2	LAP TIME	MPH	DIFF	TIME OF DAY
1 -		21.542	58.152	74.77	5.586	12:14:15.323
2 -	31.594	21.216	52.810	82.34	0.244	12:15:08.133
3 -	31.078	21.632	52.710	82.50	0.144	12:16:00.843
4 -	31.305	21.261	52.566 (1)	82.72		12:16:53.409
5 -	32.239	21.494	53.733	80.92	1.167	12:17:47.142
6 -	31.844	21.535	53.379	81.46	0.813	12:18:40.521
7 -	31.986	21.561	53.547	81.21	0.981	12:19:34.068
8 -	32.226	22.173	54.399	79.93	1.833	12:20:28.467
9 -	31.355	21.511	52.866	82.25	0.300	12:21:21.333
10 -	31.342	21.240	52.582 (2)	82.70	0.016	12:22:13.915
11 -	31.667	21.619	53.286	81.60	0.720	12:23:07.201
12 -	31.112	21.574	52.686 (3)	82.53	0.120	12:23:59.887

P6 51 600 Ross CLARKE			Kawasaki ZX600RR - Ross clarke Farriery			
IDEAL LAP TIME : 51.338			BEST LAP TIME : 51.566		DIFFERENCE : 0.228	
LAP	SECTOR 1	SECTOR 2	LAP TIME	MPH	DIFF	TIME OF DAY
1 -		21.391	1:20.700	53.88	29.134	12:14:37.871
2 -	32.510	21.163	53.673	81.02	2.107	12:15:31.544
3 -	31.939	20.872	52.811	82.34	1.245	12:16:24.355
4 -	31.066	20.500	51.566 (1)	84.33		12:17:15.921
5 -	31.435	20.618	52.053	83.54	0.487	12:18:07.974
6 -	31.194	20.739	51.933 (2)	83.73	0.367	12:18:59.907
7 -	31.549	20.891	52.440	82.92	0.874	12:19:52.347
8 -	31.704	20.603	52.307	83.13	0.741	12:20:44.654
9 -	31.675	20.272	51.947 (3)	83.71	0.381	12:21:36.601
10 -	31.840	20.470	52.310	83.13	0.744	12:22:28.911
11 -	31.824	20.426	52.250	83.22	0.684	12:23:21.161
12 -	31.812	20.783	52.595	82.68	1.029	12:24:13.756

Weather / Track : Bright / Dry

Brands Hatch Indy
Circuit Length = 1.2079 miles
Start: 12:13 Flag 12:23 End: 12:24

BMCRC - MRO Championships 2021 - Rnd 6 @ Brands Hatch Indy

BMCRC Rookie 600 & Rookie 1000

RACE 7 - SECTOR ANALYSIS



SECTOR 1 = FL to I1, SECTOR 2 = I1 to FL, DIFF = Difference To Personal Best Lap, P = Crossed Finish Line in Pit Lane, D = Time Disallowed

P7 501 600 Ashley COID			Kawasaki ZX636R -			
IDEAL LAP TIME : 51.491		BEST LAP TIME : 51.647		DIFFERENCE : 0.156		
LAP	SECTOR 1	SECTOR 2	LAP TIME	MPH	DIFF	TIME OF DAY
1 -		21.183	1:20.834	53.79	29.187	12:14:38.005
2 -	32.153	21.098	53.251	81.66	1.604	12:15:31.256
3 -	31.919	21.122	53.041	81.98	1.394	12:16:24.297
4 -	31.726	20.638	52.364	83.04	0.717	12:17:16.661
5 -	31.580	20.955	52.535	82.77	0.888	12:18:09.196
6 -	31.711	20.706	52.417	82.96	0.770	12:19:01.613
7 -	31.636	20.532	52.168	83.35	0.521	12:19:53.781
8 -	32.241	20.583	52.824	82.32	1.177	12:20:46.605
9 -	31.266	20.485	51.751 (2)	84.02	0.104	12:21:38.356
10 -	31.141	20.506	51.647 (1)	84.19		12:22:30.003
11 -	31.794	20.350	52.144 (3)	83.39	0.497	12:23:22.147
12 -	31.578	20.887	52.465	82.88	0.818	12:24:14.612

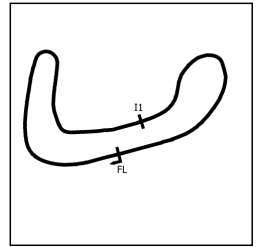
P8 222 1000 Phil ROOKE			Kawasaki ZX10R - AJ ROOKE ELECTRICAL CONTRACTORS			
IDEAL LAP TIME : 52.797		BEST LAP TIME : 52.800		DIFFERENCE : 0.003		
LAP	SECTOR 1	SECTOR 2	LAP TIME	MPH	DIFF	TIME OF DAY
1 -		21.667	1:01.196	71.06	8.396	12:14:18.367
2 -	33.351	21.626	54.977	79.09	2.177	12:15:13.344
3 -	32.764	21.439	54.203	80.22	1.403	12:16:07.547
4 -	32.589	21.232	53.821	80.79	1.021	12:17:01.368
5 -	32.365	21.255	53.620 (3)	81.10	0.820	12:17:54.988
6 -	32.068	22.028	54.096	80.38	1.296	12:18:49.084
7 -	32.198	21.091	53.289 (2)	81.60	0.489	12:19:42.373
8 -	31.714	21.086	52.800 (1)	82.35		12:20:35.173
9 -	32.706	21.083	53.789	80.84	0.989	12:21:28.962
10 -	33.595	22.105	55.700	78.07	2.900	12:22:24.662
11 -	34.482	22.095	56.577	76.86	3.777	12:23:21.239
12 -	34.727	21.557	56.284	77.26	3.484	12:24:17.523

P9 200 600 Dan BURNHAM			Triumph DAYTONA 675 - BDR RACING / KY JAX			
IDEAL LAP TIME : 52.024		BEST LAP TIME : 52.112		DIFFERENCE : 0.088		
LAP	SECTOR 1	SECTOR 2	LAP TIME	MPH	DIFF	TIME OF DAY
1 -		21.171	1:20.843	53.79	28.731	12:14:38.014
2 -	32.423	21.029	53.452	81.35	1.340	12:15:31.466
3 -	31.789	21.201	52.990	82.06	0.878	12:16:24.456
4 -	31.917	20.550	52.467	82.88	0.355	12:17:16.923
5 -	31.668	20.702	52.370	83.03	0.258	12:18:09.293
6 -	31.961	20.544	52.505	82.82	0.393	12:19:01.798
7 -	31.615	20.627	52.242 (2)	83.23	0.130	12:19:54.040
8 -	32.321	20.736	53.057	81.96	0.945	12:20:47.097
9 -	31.782	20.526	52.308 (3)	83.13	0.196	12:21:39.405
10 -	31.498	20.614	52.112 (1)	83.44		12:22:31.517
11 -	32.503	20.834	53.337	81.53	1.225	12:23:24.854
12 -	32.418	21.295	53.713	80.95	1.601	12:24:18.567

BMCRC - MRO Championships 2021 - Rnd 6 @ Brands Hatch Indy

BMCRC Rookie 600 & Rookie 1000

RACE 7 - SECTOR ANALYSIS



SECTOR 1 = FL to I1, SECTOR 2 = I1 to FL, DIFF = Difference To Personal Best Lap, P = Crossed Finish Line in Pit Lane, D = Time Disallowed

P10 228 600 Paul McFADDEN		Kawasaki ZX636 - T.McFadden Plant Ltd				
IDEAL LAP TIME : 52.553		BEST LAP TIME : 52.553		DIFFERENCE : 0.000		
LAP	SECTOR 1	SECTOR 2	LAP TIME	MPH	DIFF	TIME OF DAY
1 -		21.369	1:22.067	52.98	29.514	12:14:39.238
2 -	32.610	21.048	53.658	81.04	1.105	12:15:32.896
3 -	32.868	21.750	54.618	79.61	2.065	12:16:27.514
4 -	32.875	21.151	54.026	80.49	1.473	12:17:21.540
5 -	32.604	21.108	53.712	80.96	1.159	12:18:15.252
6 -	32.139	21.112	53.251	81.66	0.698	12:19:08.503
7 -	32.137	21.012	53.149	81.81	0.596	12:20:01.652
8 -	31.999	20.886	52.885 (2)	82.22	0.332	12:20:54.537
9 -	32.190	20.864	53.054 (3)	81.96	0.501	12:21:47.591
10 -	33.262	21.481	54.743	79.43	2.190	12:22:42.334
11 -	31.755	20.798	52.553 (1)	82.74		12:23:34.887

P11 994 600 Scott BACON		Yamaha R6 - Lexi Racing				
IDEAL LAP TIME : 52.688		BEST LAP TIME : 52.962		DIFFERENCE : 0.274		
LAP	SECTOR 1	SECTOR 2	LAP TIME	MPH	DIFF	TIME OF DAY
1 -		21.672	1:23.923	51.81	30.961	12:14:41.094
2 -	33.079	21.485	54.564	79.69	1.602	12:15:35.658
3 -	32.699	21.380	54.079	80.41	1.117	12:16:29.737
4 -	31.672	21.358	53.030 (2)	82.00	0.068	12:17:22.767
5 -	32.229	21.097	53.326	81.54	0.364	12:18:16.093
6 -	32.155	21.245	53.400	81.43	0.438	12:19:09.493
7 -	32.206	21.114	53.320	81.55	0.358	12:20:02.813
8 -	32.110	21.016	53.126 (3)	81.85	0.164	12:20:55.939
9 -	32.330	21.267	53.597	81.13	0.635	12:21:49.536
10 -	31.941	21.460	53.401	81.43	0.439	12:22:42.937
11 -	31.894	21.068	52.962 (1)	82.10		12:23:35.899

P12 180 1000 Mark OVEL		Yamaha R1 - I NEED A SPONSOR				
IDEAL LAP TIME : 54.864		BEST LAP TIME : 55.088		DIFFERENCE : 0.224		
LAP	SECTOR 1	SECTOR 2	LAP TIME	MPH	DIFF	TIME OF DAY
1 -		22.307	1:02.031	70.10	6.943	12:14:19.202
2 -	33.731	21.608	55.339 (2)	78.58	0.251	12:15:14.541
3 -	33.922	22.041	55.963	77.70	0.875	12:16:10.504
4 -	33.640	22.000	55.640 (3)	78.15	0.552	12:17:06.144
5 -	33.256	21.832	55.088 (1)	78.93		12:18:01.232
6 -	33.638	22.408	56.046	77.58	0.958	12:18:57.278
7 -	33.809	22.091	55.900	77.79	0.812	12:19:53.178
8 -	34.484	21.893	56.377	77.13	1.289	12:20:49.555
9 -	34.388	22.118	56.506	76.95	1.418	12:21:46.061
10 -	34.543	21.967	56.510	76.95	1.422	12:22:42.571
11 -	34.158	22.270	56.428	77.06	1.340	12:23:38.999

P13 30 600 Paul NIELD		Honda CBR600RR -				
IDEAL LAP TIME : 53.818		BEST LAP TIME : 53.818		DIFFERENCE : 0.000		
LAP	SECTOR 1	SECTOR 2	LAP TIME	MPH	DIFF	TIME OF DAY
1 -		21.897	1:25.257	51.00	31.439	12:14:42.428
2 -	33.489	21.400	54.889	79.22	1.071	12:15:37.317
3 -	32.756	21.387	54.143	80.31	0.325	12:16:31.460
4 -	33.247	21.779	55.026	79.02	1.208	12:17:26.486
5 -	33.013	21.332	54.345	80.01	0.527	12:18:20.831
6 -	32.690	21.303	53.993 (2)	80.54	0.175	12:19:14.824
7 -	32.964	21.455	54.419	79.90	0.601	12:20:09.243
8 -	32.854	21.654	54.508	79.77	0.690	12:21:03.751
9 -	32.845	21.280	54.125 (3)	80.34	0.307	12:21:57.876
10 -	32.824	21.449	54.273	80.12	0.455	12:22:52.149
11 -	32.641	21.177	53.818 (1)	80.80		12:23:45.967

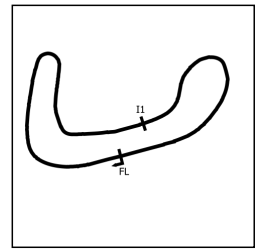
Weather / Track : Bright / Dry

Brands Hatch Indy
Circuit Length = 1.2079 miles
Start: 12:13 Flag 12:23 End: 12:24

BMCRC - MRO Championships 2021 - Rnd 6 @ Brands Hatch Indy

BMCRC Rookie 600 & Rookie 1000

RACE 7 - SECTOR ANALYSIS



SECTOR 1 = FL to I1, SECTOR 2 = I1 to FL, DIFF = Difference To Personal Best Lap, P = Crossed Finish Line in Pit Lane, D = Time Disallowed

P14 371 600 Billy HUTCHINGS			Yamaha R6 -			
IDEAL LAP TIME : 53.020		BEST LAP TIME : 53.601	DIFFERENCE : 0.581			
LAP	SECTOR 1	SECTOR 2	LAP TIME	MPH	DIFF	TIME OF DAY
1 -		21.881	1:23.186	52.27	29.585	12:14:40.357
2 -	33.468	21.728	55.196	78.78	1.595	12:15:35.553
3 -	33.351	22.072	55.423	78.46	1.822	12:16:30.976
4 -	33.391	22.216	55.607	78.20	2.006	12:17:26.583
5 -	33.265	21.781	55.046	78.99	1.445	12:18:21.629
6 -	32.871	21.446	54.317	80.05	0.716	12:19:15.946
7 -	32.664	21.377	54.041	80.46	0.440	12:20:09.987
8 -	32.275	21.625	53.900 (3)	80.67	0.299	12:21:03.887
9 -	32.587	21.154	53.741 (2)	80.91	0.140	12:21:57.628
10 -	31.979	22.872	54.851	79.28	1.250	12:22:52.479
11 -	32.560	21.041	53.601 (1)	81.12		12:23:46.080

P15 179 600 Thomas GARNER			Yamaha R6 -			
IDEAL LAP TIME : 53.405		BEST LAP TIME : 53.889	DIFFERENCE : 0.484			
LAP	SECTOR 1	SECTOR 2	LAP TIME	MPH	DIFF	TIME OF DAY
1 -		21.973	1:25.040	51.13	31.151	12:14:42.211
2 -	32.675	21.736	54.411	79.92	0.522	12:15:36.622
3 -	32.783	21.713	54.496	79.79	0.607	12:16:31.118
4 -	32.466	21.769	54.235	80.18	0.346	12:17:25.353
5 -	32.560	21.633	54.193	80.24	0.304	12:18:19.546
6 -	32.358	21.652	54.010 (2)	80.51	0.121	12:19:13.556
7 -	32.518	21.543	54.061 (3)	80.43	0.172	12:20:07.617
8 -	33.720	21.879	55.599	78.21	1.710	12:21:03.216
9 -	32.446	21.443	53.889 (1)	80.69		12:21:57.105
10 -	32.421	22.737	55.158	78.83	1.269	12:22:52.263
11 -	33.133	21.047	54.180	80.26	0.291	12:23:46.443

P16 12 1000 Paul BOXALL			Kawasaki ZX10R - WG Tyres			
IDEAL LAP TIME : 56.853		BEST LAP TIME : 56.984	DIFFERENCE : 0.131			
LAP	SECTOR 1	SECTOR 2	LAP TIME	MPH	DIFF	TIME OF DAY
1 -		22.742	1:03.870	68.08	6.886	12:14:21.041
2 -	34.758	22.226	56.984 (1)	76.31		12:15:18.025
3 -	34.670	22.342	57.012 (2)	76.27	0.028	12:16:15.037
4 -	34.843	22.610	57.453	75.68	0.469	12:17:12.490
5 -	35.162	22.917	58.079	74.87	1.095	12:18:10.569
6 -	35.218	22.749	57.967	75.01	0.983	12:19:08.536
7 -	35.182	22.544	57.726	75.33	0.742	12:20:06.262
8 -	34.826	23.112	57.938	75.05	0.954	12:21:04.200
9 -	35.277	22.242	57.519	75.60	0.535	12:22:01.719
10 -	34.627	22.470	57.097 (3)	76.16	0.113	12:22:58.816
11 -	34.896	22.445	57.341	75.83	0.357	12:23:56.157

P17 686 600 Liam SPILLER			Yamaha R6 - LD Renovate Ltd			
IDEAL LAP TIME : 56.162		BEST LAP TIME : 56.438	DIFFERENCE : 0.276			
LAP	SECTOR 1	SECTOR 2	LAP TIME	MPH	DIFF	TIME OF DAY
1 -		22.571	1:24.820	51.26	28.382	12:14:41.991
2 -	34.521	22.371	56.892	76.43	0.454	12:15:38.883
3 -	33.966	22.764	56.730 (3)	76.65	0.292	12:16:35.613
4 -	34.047	23.990	58.037	74.92	1.599	12:17:33.650
5 -	34.594	22.802	57.396	75.76	0.958	12:18:31.046
6 -	34.197	22.241	56.438 (1)	77.05		12:19:27.484
7 -	34.509	22.357	56.866	76.47	0.428	12:20:24.350
8 -	34.442	22.196	56.638 (2)	76.77	0.200	12:21:20.988
9 -	34.898	22.449	57.347	75.82	0.909	12:22:18.335
10 -	34.958	22.865	57.823	75.20	1.385	12:23:16.158
11 -	35.004	22.898	57.902	75.10	1.464	12:24:14.060

Weather / Track : Bright / Dry

Brands Hatch Indy
Circuit Length = 1.2079 miles
Start: 12:13 Flag 12:23 End: 12:24

BMCRC - MRO Championships 2021 - Rnd 6 @ Brands Hatch Indy

BMCRC Rookie 600 & Rookie 1000

RACE 7 - SECTOR ANALYSIS



SECTOR 1 = FL to I1, SECTOR 2 = I1 to FL, DIFF = Difference To Personal Best Lap, P = Crossed Finish Line in Pit Lane, D = Time Disallowed

P18 441 600 Toby COOK			Daytona 675R - Brixham Bodyworks			
IDEAL LAP TIME : 55.822		BEST LAP TIME : 55.822		DIFFERENCE : 0.000		
LAP	SECTOR 1	SECTOR 2	LAP TIME	MPH	DIFF	TIME OF DAY
1 -		23.517	1:29.573	48.54	33.751	12:14:46.744
2 -	34.508	22.675	57.183	76.04	1.361	12:15:43.927
3 -	34.641	22.220	56.861	76.47	1.039	12:16:40.788
4 -	34.270	22.392	56.662	76.74	0.840	12:17:37.450
5 -	34.321	22.555	56.876	76.45	1.054	12:18:34.326
6 -	33.994	22.425	56.419 (3)	77.07	0.597	12:19:30.745
7 -	34.692	23.014	57.706	75.35	1.884	12:20:28.451
8 -	34.508	22.264	56.772	76.59	0.950	12:21:25.223
9 -	33.816	22.006	55.822 (1)	77.90		12:22:21.045
10 -	33.946	22.208	56.154 (2)	77.44	0.332	12:23:17.199
11 -	34.271	22.968	57.239	75.97	1.417	12:24:14.438

P19 10 600 Glenn SMITH			Suzuki GSXR - AOR Alex Olsen Racing			
IDEAL LAP TIME : 55.830		BEST LAP TIME : 56.075		DIFFERENCE : 0.245		
LAP	SECTOR 1	SECTOR 2	LAP TIME	MPH	DIFF	TIME OF DAY
1 -		23.629	1:28.755	48.99	32.680	12:14:45.926
2 -	34.673	22.974	57.647	75.43	1.572	12:15:43.573
3 -	33.920	22.552	56.472	77.00	0.397	12:16:40.045
4 -	34.376	22.940	57.316	75.87	1.241	12:17:37.361
5 -	35.206	22.731	57.937	75.05	1.862	12:18:35.298
6 -	33.827	22.272	56.099 (2)	77.51	0.024	12:19:31.397
7 -	35.079	23.256	58.335	74.54	2.260	12:20:29.732
8 -	33.558	23.120	56.678	76.72	0.603	12:21:26.410
9 -	33.648	22.427	56.075 (1)	77.54		12:22:22.485
10 -	33.653	22.532	56.185 (3)	77.39	0.110	12:23:18.670
11 -	33.969	22.869	56.838	76.50	0.763	12:24:15.508

P20 62 600 Oliver NUNN			Yamaha R6 - Intertechnic UK & STVL			
IDEAL LAP TIME : 56.990		BEST LAP TIME : 57.220		DIFFERENCE : 0.230		
LAP	SECTOR 1	SECTOR 2	LAP TIME	MPH	DIFF	TIME OF DAY
1 -		22.790	1:27.042	49.95	29.822	12:14:44.213
2 -	34.768	22.452	57.220 (1)	75.99		12:15:41.433
3 -	34.685	22.776	57.461	75.67	0.241	12:16:38.894
4 -	37.132	22.574	59.706	72.83	2.486	12:17:38.600
5 -	35.550	22.340	57.890	75.11	0.670	12:18:36.490
6 -	34.650	22.583	57.233 (2)	75.98	0.013	12:19:33.723
7 -	35.145	22.835	57.980	75.00	0.760	12:20:31.703
8 -	34.806	22.637	57.443 (3)	75.70	0.223	12:21:29.146
9 -	34.968	22.747	57.715	75.34	0.495	12:22:26.861
10 -	35.339	22.587	57.926	75.07	0.706	12:23:24.787
11 -	35.404	23.112	58.516	74.31	1.296	12:24:23.303

P21 155 600 Eliot SMITH			Honda CBR600RR - Pro-Moto Europe Ltd			
IDEAL LAP TIME : 56.898		BEST LAP TIME : 57.256		DIFFERENCE : 0.358		
LAP	SECTOR 1	SECTOR 2	LAP TIME	MPH	DIFF	TIME OF DAY
1 -		23.476	1:29.414	48.63	32.158	12:14:46.585
2 -	35.501	22.442	57.943	75.04	0.687	12:15:44.528
3 -	35.121	22.564	57.685	75.38	0.429	12:16:42.213
4 -	34.964	22.779	57.743	75.30	0.487	12:17:39.956
5 -	35.339	22.761	58.100	74.84	0.844	12:18:38.056
6 -	35.542	22.611	58.153	74.77	0.897	12:19:36.209
7 -	35.065	22.910	57.975	75.00	0.719	12:20:34.184
8 -	35.315	22.705	58.020	74.95	0.764	12:21:32.204
9 -	35.344	22.174	57.518 (3)	75.60	0.262	12:22:29.722
10 -	34.724	22.543	57.267 (2)	75.93	0.011	12:23:26.989
11 -	35.043	22.213	57.256 (1)	75.95		12:24:24.245

Weather / Track : Bright / Dry

Brands Hatch Indy
Circuit Length = 1.2079 miles
Start: 12:13 Flag 12:23 End: 12:24

BMCRC - MRO Championships 2021 - Rnd 6 @ Brands Hatch Indy

BMCRC Rookie 600 & Rookie 1000

RACE 7 - SECTOR ANALYSIS



SECTOR 1 = FL to I1, SECTOR 2 = I1 to FL, DIFF = Difference To Personal Best Lap, P = Crossed Finish Line in Pit Lane, D = Time Disallowed

P22 42 600 Kai EVANS		Suzuki GSXR 600 - CBS Ltd Construction and Engineering				
IDEAL LAP TIME : 59.557		BEST LAP TIME : 59.728		DIFFERENCE : 0.171		
LAP	SECTOR 1	SECTOR 2	LAP TIME	MPH	DIFF	TIME OF DAY
1 -		24.196	1:31.052	47.75	31.324	12:14:48.223
2 -	36.104	24.227	1:00.331	72.07	0.603	12:15:48.554
3 -	36.830	24.326	1:01.156	71.10	1.428	12:16:49.710
4 -	36.465	23.521	59.986 (2)	72.49	0.258	12:17:49.696
5 -	36.841	23.792	1:00.633	71.72	0.905	12:18:50.329
6 -	36.644	24.107	1:00.751	71.58	1.023	12:19:51.080
7 -	36.902	24.257	1:01.159	71.10	1.431	12:20:52.239
8 -	36.258	23.866	1:00.124 (3)	72.32	0.396	12:21:52.363
9 -	36.036	23.692	59.728 (1)	72.80		12:22:52.091
10 -	37.140	23.954	1:01.094	71.17	1.366	12:23:53.185

P23 212 600 Matt PALLETT		Kawasaki ZX6R - In:timber				
IDEAL LAP TIME : 52.907		BEST LAP TIME : 53.379		DIFFERENCE : 0.472		
LAP	SECTOR 1	SECTOR 2	LAP TIME	MPH	DIFF	TIME OF DAY
1 -		21.354	1:21.684	53.23	28.305	12:14:38.855
2 -	32.717	21.033	53.750	80.90	0.371	12:15:32.605
3 -	32.835	21.962	54.797	79.35	1.418	12:16:27.402
4 -	32.550	21.474	54.024	80.49	0.645	12:17:21.426
5 -	32.514	21.198	53.712 (3)	80.96	0.333	12:18:15.138
6 -	33.185	21.599	54.784	79.37	1.405	12:19:09.922
7 -	32.829	21.135	53.964	80.58	0.585	12:20:03.886
8 -	32.238	21.141	53.379 (1)	81.46		12:20:57.265
9 -	31.874	21.524	53.398 (2)	81.43	0.019	12:21:50.663
10 -	32.362	22.229	54.591	79.65	1.212	12:22:45.254

P24 636 600 Matthew MILLS		Kawasaki ZX6R -				
IDEAL LAP TIME : 56.122		BEST LAP TIME : 56.633		DIFFERENCE : 0.511		
LAP	SECTOR 1	SECTOR 2	LAP TIME	MPH	DIFF	TIME OF DAY
1 -		23.747	1:29.198	48.75	32.565	12:14:46.369
2 -	34.565	22.754	57.319	75.86	0.686	12:15:43.688
3 -	34.527	22.331	56.858	76.48	0.225	12:16:40.546
4 -	34.096	22.627	56.723 (2)	76.66	0.090	12:17:37.269
5 -	34.223	22.514	56.737 (3)	76.64	0.104	12:18:34.006
6 -	33.791	22.842	56.633 (1)	76.78		12:19:30.639
7 -	34.559	23.161	57.720	75.33	1.087	12:20:28.359

P25 22 600 Matt GATHERCOLE		Kawasaki ZX6R - Ride In Bike Tyres				
IDEAL LAP TIME : 54.211		BEST LAP TIME : 54.277		DIFFERENCE : 0.066		
LAP	SECTOR 1	SECTOR 2	LAP TIME	MPH	DIFF	TIME OF DAY
1 -		21.605	1:23.279	52.21	29.002	12:14:40.450
2 -	32.674	21.630	54.304 (2)	80.07	0.027	12:15:34.754
3 -	32.740	21.537	54.277 (1)	80.11		12:16:29.031
4 -	34.080	22.656	56.736 (3)	76.64	2.459	12:17:25.767

BMCRC - MRO Championships 2021 - Rnd 6 @ Brands Hatch Indy

BMCRC Rookie 600 & Rookie 1000

RACE 7 - BEST SECTORS

SECTOR 1			SECTOR 2			IDEAL / BEST COMPARISON						
POS	NO	NAME	TIME	NO	NAME	TIME	POS	NO	NAME	IDEAL	BEST	DIFF
									PERFECT LAP	49.980		
1	100	HUNTER	30.283	100	HUNTER	19.697	1	100	HUNTER	49.980	50.153	0.173
2	344	WILLIAMS	30.676	53	McGLYNN	20.138	2	344	WILLIAMS	50.965	50.965	0.000
3	53	McGLYNN	30.858	51	CLARKE	20.272	3	53	McGLYNN	50.996	51.221	0.225
4	51	CLARKE	31.066	344	WILLIAMS	20.289	4	51	CLARKE	51.338	51.566	0.228
5	110	CLARKE	31.078	501	COID	20.350	5	501	COID	51.491	51.647	0.156
6	501	COID	31.141	200	BURNHAM	20.526	6	200	BURNHAM	52.024	52.112	0.088
7	200	BURNHAM	31.498	228	McFADDEN	20.798	7	110	CLARKE	52.294	52.566	0.272
8	86	LOPES	31.580	86	LOPES	20.857	8	86	LOPES	52.437	52.582	0.145
9	994	BACON	31.672	994	BACON	21.016	9	228	McFADDEN	52.553	52.553	0.000
10	222	ROOKE	31.714	212	PALLET	21.033	10	994	BACON	52.688	52.962	0.274
11	228	McFADDEN	31.755	371	HUTCHINGS	21.041	11	222	ROOKE	52.797	52.800	0.003
12	212	PALLET	31.874	179	GARNER	21.047	12	212	PALLET	52.907	53.379	0.472
13	371	HUTCHINGS	31.979	222	ROOKE	21.083	13	371	HUTCHINGS	53.020	53.601	0.581
14	179	GARNER	32.358	30	NIELD	21.177	14	179	GARNER	53.405	53.889	0.484
15	30	NIELD	32.641	110	CLARKE	21.216	15	30	NIELD	53.818	53.818	0.000
16	22	GATHERCOLE	32.674	22	GATHERCOLE	21.537	16	22	GATHERCOLE	54.211	54.277	0.066
17	180	OVEL	33.256	180	OVEL	21.608	17	180	OVEL	54.864	55.088	0.224
18	10	SMITH	33.558	441	COOK	22.006	18	441	COOK	55.822	55.822	0.000
19	636	MILLS	33.791	155	SMITH	22.174	19	10	SMITH	55.830	56.075	0.245
20	441	COOK	33.816	686	SPILLER	22.196	20	636	MILLS	56.122	56.633	0.511
21	686	SPILLER	33.966	12	BOXALL	22.226	21	686	SPILLER	56.162	56.438	0.276
22	12	BOXALL	34.627	10	SMITH	22.272	22	12	BOXALL	56.853	56.984	0.131
23	62	NUNN	34.650	636	MILLS	22.331	23	155	SMITH	56.898	57.256	0.358
24	155	SMITH	34.724	62	NUNN	22.340	24	62	NUNN	56.990	57.220	0.230
25	42	EVANS	36.036	42	EVANS	23.521	25	42	EVANS	59.557	59.728	0.171
26												

Weather / Track : Bright / Dry

Results can be found at www.tsl-timing.com

Brands Hatch Indy
Circuit Length = 1.2079 miles
Start: 12:13 Flag 12:23 End: 12:24

Printed - 12:42 Sunday, 03 October 2021

BMCRC - MRO Championships 2021 - Rnd 6 @ Brands Hatch Indy

BMCRC Rookie 600 & Rookie 1000

RACE 7 - STATISTICS

Competitors Started 26
Planned Start 2021-10-03 @ 11:59:00.000
Actual Start 2021-10-03 @ 12:13:17.170
Finish Time 2021-10-03 @ 12:23:34.111
Track Length 1.2079mi.
Total Laps 271
Total Distance Covered 327.3532mi.

Session Fastest Lap History

NO	CL	NAME	LAP TIME	TIME OF DAY	LAP	VEHICLE
53	1000	Seamus McGLYNN	51.436	12:15:04.913	2	Yamaha R1
100	1000	Antony HUNTER	50.858	12:15:06.226	2	Kawasaki ZX10
100	1000	Antony HUNTER	50.524	12:15:56.751	3	Kawasaki ZX10
100	1000	Antony HUNTER	50.153	12:19:19.997	7	Kawasaki ZX10

Session Leader History

NO	CL	NAME	FROM LAP	LAPS LED	DISTANCE	VEHICLE
53	1000	Seamus McGLYNN	1	4	4.83 miles	Yamaha R1
100	1000	Antony HUNTER	5	8	9.66 miles	Kawasaki ZX10

Flag History

TYPE	TIME OF DAY
GREEN	12:13:17.170
FINISH	12:23:34.111

Flag Statistics

TYPE	COUNT	TOTAL LAPS	TOTAL TIME
Green	1	12	11:13.435
Red	0	0	0.000
Safety Car	0	0	0.000
FCY	0	0	0.000

BMCRC - MRO Championships 2021 - Rnd 6 @ Brands Hatch Indy

BMCRC Rookie 600 & Rookie 1000

RACE 7 - STATISTICS

CLASS : 1000

9 Starters

Fastest Lap History

NO	NAME	LAP TIME	TIME OF DAY	LAP	VEHICLE
53	Seamus McGLYNN	51.436	12:15:04.913	2	Yamaha R1
100	Antony HUNTER	50.858	12:15:06.226	2	Kawasaki ZX10
100	Antony HUNTER	50.524	12:15:56.751	3	Kawasaki ZX10
100	Antony HUNTER	50.153	12:19:19.997	7	Kawasaki ZX10

Leader History

NO	NAME	FROM LAP	LAPS LED	DISTANCE	VEHICLE
53	Seamus McGLYNN	1	4	4.83 miles	Yamaha R1
100	Antony HUNTER	5	8	9.66 miles	Kawasaki ZX10

BMCRC - MRO Championships 2021 - Rnd 6 @ Brands Hatch Indy

BMCRC Rookie 600 & Rookie 1000

RACE 7 - STATISTICS

CLASS : 600

17 Starters

Fastest Lap History

NO	NAME	LAP TIME	TIME OF DAY	LAP	VEHICLE
501	Ashley COID	53.251	12:15:31.279	2	Kawasaki ZX636R
501	Ashley COID	53.041	12:16:24.320	3	Kawasaki ZX636R
51	Ross CLARKE	52.811	12:16:24.355	3	Kawasaki ZX600RR
51	Ross CLARKE	51.566	12:17:15.943	4	Kawasaki ZX600RR

Leader History

NO	NAME	FROM LAP	LAPS LED	DISTANCE	VEHICLE
51	Ross CLARKE	1	1	1.20 miles	Kawasaki ZX600RR
501	Ashley COID	2	2	2.41 miles	Kawasaki ZX636R
51	Ross CLARKE	4	9	10.87 miles	Kawasaki ZX600RR

BMCRC - MRO Championships 2021 - Rnd 6 @ Brands Hatch Indy

BMCRC Rookie 600 & Rookie 1000

RACE 18 - GRID (12 Laps)



CONTRACTORS LTD

ROW 10	30	98	Timothy WALSH	59.728	29	42	Kai EVANS	57.256	28	155	Eliot SMITH
ROW 9				57.220	27	62	Oliver NUNN	56.633	26	636	Matthew MILLS
								56.438	25	686	Liam SPILLER
ROW 8	24	10	Glenn SMITH	56.075	23	441	Toby COOK	55.822	22	22	Matt GATHERCOLE
ROW 7				53.889	21	179	Thomas GARNER	53.818	20	30	Paul NIELD
								53.601	19	371	Billy HUTCHINGS
ROW 6	18	212	Matt PALLETT	53.379	17	994	Scott BACON	52.962	16	228	Paul McFADDEN
ROW 5				52.112	15	200	Dan BURNHAM	51.647	14	501	Ashley COID
								51.566	13	51	Ross CLARKE
ROW 4											
ROW 3					9	19	Lee GRANT	56.984	8	12	Paul BOXALL
								55.088	7	180	Mark OVEL
ROW 2	6	222	Phil ROOKE	52.800	5	86	Frederico LOPES	52.582	4	110	Michael CLARKE
ROW 1				51.221	3	53	Seamus McGLYNN	50.965	2	344	Andrew WILLIAMS
								50.153	1	100	Antony HUNTER
											Pole

These results are provisional until the conclusion of any judicial and technical matters.

Brands Hatch Indy
Circuit Length = 1.2079 miles

Clerk Of Course :	Stewards :	Timekeeper : Alan Povey
-------------------	------------	-------------------------

Results can be found at www.tsl-timing.com

Printed - 12:27 Sunday, 03 October 2021



BMCRC - MRO Championships 2021 - Rnd 6 @ Brands Hatch Indy

BMCRC Rookie 600 & Rookie 1000

RACE 18 - CLASSIFICATION



CONTRACTORS LTD

POS	NO	CL	PIC NAME	ENTRY	LAPS	TIME	GAP	DIFF	MPH	BEST	ON
1	53	1000	1 Seamus McGLYNN	Yamaha R1 -	7	6:00.116			84.52	50.300	3
2	100	1000	2 Antony HUNTER	Kawasaki ZX10 - Uncletoms motoring centre	7	6:08.295	8.179	8.179	82.65	50.628	4
3	110	1000	3 Michael CLARKE	Yamaha R1 - BIKEBASE.ltd	7	6:08.434	8.318	0.139	82.62	51.338	4
4	344	1000	4 Andrew WILLIAMS	Suzuki GSXR - Standard signs	7	6:10.498	10.382	2.064	82.16	51.704	6
5	222	1000	5 Phil ROOKE	Kawasaki ZX10R - AJ ROOKE ELECTRICAL CONT	7	6:19.251	19.135	8.753	80.26	52.923	5
6	86	1000	6 Frederico LOPES	Kawasaki ZX10R - FLR Procurement Ltd	7	6:24.541	24.425	5.290	79.15	53.569	4
7	51	600	1 Ross CLARKE	Kawasaki ZX600RR - Ross clarke Farriery	7	6:31.681	31.565	7.140	77.71	51.888	6
8	200	600	2 Dan BURNHAM	Triumph DAYTONA 675 - BDR RACING / KY JAX	7	6:32.671	32.555	0.990	77.52	52.115	5
9	180	1000	7 Mark OVEL	Yamaha R1 - I NEED A SPONSOR	7	6:36.272	36.156	3.601	76.81	55.428	7
10	501	600	3 Ashley COID	Kawasaki ZX636R -	7	6:36.769	36.653	0.497	76.72	52.373	7
11	22	600	4 Matt GATHERCOLE	Kawasaki ZX6R - Ride In Bike Tyres	7	6:45.679	45.563	8.910	75.03	53.837	3
12	994	600	5 Scott BACON	Yamaha R6 - Lexi Racing	7	6:47.484	47.368	1.805	74.70	53.452	7
13	212	600	6 Matt PALLETT	Kawasaki ZX6R - In:timber	7	6:49.216	49.100	1.732	74.38	53.077	7
14	228	600	7 Paul McFADDEN	Kawasaki ZX636 - T.McFadden Plant Ltd	7	6:49.390	49.274	0.174	74.35	54.010	6
15	371	600	8 Billy HUTCHINGS	Yamaha R6 -	7	6:49.663	49.547	0.273	74.30	53.261	7
16	179	600	9 Thomas GARNER	Yamaha R6 -	7	6:50.441	50.325	0.778	74.16	53.751	7
17	30	600	10 Paul NIELD	Honda CBR600RR -	7	6:50.979	50.863	0.538	74.06	54.158	6
18	441	600	11 Toby COOK	Daytona 675R - Brixham Bodyworks	6	6:07.532	1 Lap	1 Lap	70.99	55.601	6
19	62	600	12 Oliver NUNN	Yamaha R6 - Intertechnic UK & STVL	6	6:11.537	1 Lap	4.005	70.22	56.933	5
20	155	600	13 Eliot SMITH	Honda CBR600RR - Pro-Moto Europe Ltd	6	6:14.373	1 Lap	2.836	69.69	57.255	6
21	10	600	14 Glenn SMITH	Suzuki GSXR - AOR Alex Olsen Racing	6	6:15.183	1 Lap	0.810	69.54	57.173	6
22	42	600	15 Kai EVANS	Suzuki GSXR 600 - CBS Ltd Construction and Engin	6	6:34.342	1 Lap	19.159	66.16	59.372	2

FASTEST LAP

53	1000	Seamus McGLYNN	Yamaha R1 -	3	50.300	86.45 mph	139.13 kph
51	600	Ross CLARKE	Kawasaki ZX600RR - Ross clarke Farriery	6	51.888	83.80 mph	134.87 kph

Class 1000 - 92.5% of Race Speed = 78.18 mph

Class 600 - 92.5% of Race Speed = 71.88 mph

Weather / Track : Sunny / Dry

These results are provisional until the conclusion of any judicial and technical matters.

Brands Hatch Indy: 1.2079 miles

Race Distance: 7 Laps / 8.45 miles

Start: 16:52 Flag 16:58 End: 16:59

Clerk Of Course :	Stewards :	Timekeeper : Alan Povey
-------------------	------------	-------------------------

Results can be found at www.tsl-timing.com

Printed - 17:00 Sunday, 03 October 2021



BMCRC - MRO Championships 2021 - Rnd 6 @ Brands Hatch Indy

BMCRC Rookie 600 & Rookie 1000

RACE 18 - LAP CHART

LAP 1 @ 16:53:44.385			LAP 2 @ 16:54:35.069			LAP 3 @ 16:55:25.369			LAP 4 @ 16:56:15.915			LAP 5 @ 16:57:07.473		
NO	BEHIND	LAP TIME	NO	BEHIND	LAP TIME	NO	BEHIND	LAP TIME	NO	BEHIND	LAP TIME	NO	BEHIND	LAP TIME
53		55.376	53		50.684	53		50.300	53		50.546	53		51.558
344	2.405	57.781	110	3.487	51.661	110	4.767	51.580	42	1 Lap	1:00.554	155	1 Lap	58.009
110	2.510	57.886	344	4.250	52.529	344	5.826	51.876	110	5.559	51.338	10	1 Lap	57.344
100	2.587	57.963	100	4.360	52.457	100	5.868	51.808	100	5.950	50.628	110	5.742	51.741
86	3.762	59.138	222	6.694	53.384	222	9.835	53.441	344	7.216	51.936	100	5.950	51.558
222	3.994	59.370	86	7.424	54.346	86	11.083	53.959	222	12.509	53.220	344	7.646	51.988
180	5.280	1:00.656	180	10.856	56.260	180	16.282	55.726	86	14.106	53.569	42	1 Lap	1:00.808
200	23.548	1:18.924	200	25.319	52.455	200	27.236	52.217	180	21.731	55.995	222	13.874	52.923
51	23.834	1:19.210	51	25.610	52.460	51	27.362	52.052	51	28.715	51.899	86	16.322	53.774
501	24.718	1:20.094	501	27.303	53.269	501	29.953	52.950	200	29.057	52.367	180	26.390	56.217
22	25.704	1:21.080	22	29.136	54.116	22	32.673	53.837	501	32.308	52.901	51	29.333	52.176
228	27.307	1:22.683	228	31.366	54.743	228	35.710	54.644	22	36.010	53.883	200	29.614	52.115
371	27.729	1:23.105	994	32.272	55.049	994	36.241	54.269	228	39.375	54.211	501	33.516	52.766
994	27.907	1:23.283	371	32.481	55.436	371	36.663	54.482	994	39.608	53.913	22	38.466	54.014
30	28.204	1:23.580	30	32.656	55.136	30	36.895	54.539	371	40.533	54.416	994	41.911	53.861
212	28.862	1:24.238	212	33.025	54.847	212	37.273	54.548	30	40.578	54.229	228	42.844	55.027
179	29.197	1:24.573	179	33.601	55.088	179	37.819	54.518	212	41.044	54.317	30	43.290	54.270
62	29.918	1:25.294	62	36.260	57.026	62	43.255	57.295	179	41.188	53.915	371	43.586	54.611
441	30.463	1:25.839	441	36.894	57.115	441	43.515	56.921	441	49.275	56.306	212	43.799	54.313
155	30.776	1:26.152	155	37.694	57.602	155	45.249	57.855	62	50.015	57.306	179	44.301	54.671
10	32.958	1:28.334	10	40.021	57.747	10	46.951	57.230						
42	33.665	1:29.041	42	42.353	59.372									

Weather / Track : Sunny / Dry

BMCRC - MRO Championships 2021 - Rnd 6 @ Brands Hatch Indy

BMCRC Rookie 600 & Rookie 1000

RACE 18 - LAP CHART

LAP 6 @ 16:57:58.382			LAP 7 @ 16:58:49.125		
NO	BEHIND	LAP TIME	NO	BEHIND	LAP TIME
53		50.909	53		50.743
441	1 Lap	55.750	441	1 Lap	55.601
62	1 Lap	56.933	100	8.179	51.432
110	7.068	52.235	110	8.318	51.993
100	7.490	52.449	344	10.382	52.684
155	1 Lap	57.500	62	1 Lap	57.683
344	8.441	51.704	155	1 Lap	57.255
10	1 Lap	57.355	10	1 Lap	57.173
222	16.569	53.604	222	19.135	53.309
86	19.835	54.422	86	24.425	55.333
42	1 Lap	1:01.257	51	31.565	51.996
51	30.312	51.888	200	32.555	52.158
200	31.140	52.435	42	1 Lap	1:03.310
180	31.471	55.990	180	36.156	55.428
501	35.023	52.416	501	36.653	52.373
22	42.199	54.642	22	45.563	54.107
994	44.659	53.657	994	47.368	53.452
228	45.945	54.010	212	49.100	53.077
30	46.539	54.158	228	49.274	54.072
212	46.766	53.876	371	49.547	53.261
371	47.029	54.352	179	50.325	53.751
179	47.317	53.925	30	50.863	55.067

Weather / Track : Sunny / Dry

Results can be found at www.tsl-timing.com

Page 2 of 2

Brands Hatch Indy
Circuit Length = 1.2079 miles
Start: 16:52 Flag 16:58 End: 16:59

Printed - 17:01 Sunday, 03 October 2021

BMCRC - MRO Championships 2021 - Rnd 6 @ Brands Hatch Indy

BMCRC Rookie 600 & Rookie 1000

RACE 18 - SECTOR ANALYSIS



SECTOR 1 = FL to I1, SECTOR 2 = I1 to FL, DIFF = Difference To Personal Best Lap, P = Crossed Finish Line in Pit Lane, D = Time Disallowed

P1		53 1000		Seamus McGLYNN		Yamaha R1 -	
IDEAL LAP TIME : 50.258		BEST LAP TIME : 50.300		DIFFERENCE : 0.042			
LAP	SECTOR 1	SECTOR 2	LAP TIME	MPH	DIFF	TIME OF DAY	
1 -		20.112	55.376	78.52	5.076	16:53:44.385	
2 -	30.540	20.144	50.684 (3)	85.79	0.384	16:54:35.069	
3 -	30.238	20.062	50.300 (1)	86.45		16:55:25.369	
4 -	30.308	20.238	50.546 (2)	86.03	0.246	16:56:15.915	
5 -	30.680	20.878	51.558	84.34	1.258	16:57:07.473	
6 -	30.889	20.020	50.909	85.41	0.609	16:57:58.382	
7 -	30.486	20.257	50.743	85.69	0.443	16:58:49.125	

P2		100 1000		Antony HUNTER		Kawasaki ZX10 - Uncletoms motoring centre	
IDEAL LAP TIME : 50.628		BEST LAP TIME : 50.628		DIFFERENCE : 0.000			
LAP	SECTOR 1	SECTOR 2	LAP TIME	MPH	DIFF	TIME OF DAY	
1 -		20.949	57.963	75.02	7.335	16:53:46.972	
2 -	31.754	20.703	52.457	82.89	1.829	16:54:39.429	
3 -	31.560	20.248	51.808	83.93	1.180	16:55:31.237	
4 -	30.695	19.933	50.628 (1)	85.89		16:56:21.865	
5 -	31.335	20.223	51.558 (3)	84.34	0.930	16:57:13.423	
6 -	31.347	21.102	52.449	82.91	1.821	16:58:05.872	
7 -	31.215	20.217	51.432 (2)	84.55	0.804	16:58:57.304	

P3		110 1000		Michael CLARKE		Yamaha R1 - BIKEBASE.ltd	
IDEAL LAP TIME : 51.154		BEST LAP TIME : 51.338		DIFFERENCE : 0.184			
LAP	SECTOR 1	SECTOR 2	LAP TIME	MPH	DIFF	TIME OF DAY	
1 -		21.074	57.886	75.12	6.548	16:53:46.895	
2 -	31.279	20.382	51.661 (3)	84.17	0.323	16:54:38.556	
3 -	30.966	20.614	51.580 (2)	84.30	0.242	16:55:30.136	
4 -	30.847	20.491	51.338 (1)	84.70		16:56:21.474	
5 -	31.434	20.307	51.741	84.04	0.403	16:57:13.215	
6 -	30.979	21.256	52.235	83.25	0.897	16:58:05.450	
7 -	31.029	20.964	51.993	83.63	0.655	16:58:57.443	

P4		344 1000		Andrew WILLIAMS		Suzuki GSXR - Standard signs	
IDEAL LAP TIME : 51.644		BEST LAP TIME : 51.704		DIFFERENCE : 0.060			
LAP	SECTOR 1	SECTOR 2	LAP TIME	MPH	DIFF	TIME OF DAY	
1 -		21.330	57.781	75.25	6.077	16:53:46.790	
2 -	31.639	20.890	52.529	82.78	0.825	16:54:39.319	
3 -	31.163	20.713	51.876 (2)	83.82	0.172	16:55:31.195	
4 -	31.354	20.582	51.936 (3)	83.73	0.232	16:56:23.131	
5 -	31.323	20.665	51.988	83.64	0.284	16:57:15.119	
6 -	31.062	20.642	51.704 (1)	84.10		16:58:06.823	
7 -	31.655	21.029	52.684	82.54	0.980	16:58:59.507	

P5		222 1000		Phil ROOKE		Kawasaki ZX10R - AJ ROOKE ELECTRICAL CONTRACTORS	
IDEAL LAP TIME : 52.825		BEST LAP TIME : 52.923		DIFFERENCE : 0.098			
LAP	SECTOR 1	SECTOR 2	LAP TIME	MPH	DIFF	TIME OF DAY	
1 -		21.425	59.370	73.24	6.447	16:53:48.379	
2 -	32.154	21.230	53.384	81.45	0.461	16:54:41.763	
3 -	32.405	21.036	53.441	81.37	0.518	16:55:35.204	
4 -	32.295	20.925	53.220 (2)	81.70	0.297	16:56:28.424	
5 -	32.252	20.671	52.923 (1)	82.16		16:57:21.347	
6 -	32.538	21.066	53.604	81.12	0.681	16:58:14.951	
7 -	32.344	20.965	53.309 (3)	81.57	0.386	16:59:08.260	

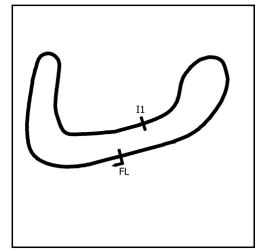
Weather / Track : Sunny / Dry

Brands Hatch Indy
Circuit Length = 1.2079 miles
Start: 16:52 Flag 16:58 End: 16:59

BMCRC - MRO Championships 2021 - Rnd 6 @ Brands Hatch Indy

BMCRC Rookie 600 & Rookie 1000

RACE 18 - SECTOR ANALYSIS



SECTOR 1 = FL to I1, SECTOR 2 = I1 to FL, DIFF = Difference To Personal Best Lap, P = Crossed Finish Line in Pit Lane, D = Time Disallowed

P6 86 1000 Frederico LOPES		Kawasaki ZX10R - FLR Procurement Ltd				
IDEAL LAP TIME : 53.559		BEST LAP TIME : 53.569		DIFFERENCE : 0.010		
LAP	SECTOR 1	SECTOR 2	LAP TIME	MPH	DIFF	TIME OF DAY
1 -		21.736	59.138	73.53	5.569	16:53:48.147
2 -	32.827	21.519	54.346	80.01	0.777	16:54:42.493
3 -	32.314	21.645	53.959 (3)	80.59	0.390	16:55:36.452
4 -	32.197	21.372	53.569 (1)	81.17		16:56:30.021
5 -	32.187	21.587	53.774 (2)	80.86	0.205	16:57:23.795
6 -	32.292	22.130	54.422	79.90	0.853	16:58:18.217
7 -	33.058	22.275	55.333	78.58	1.764	16:59:13.550

P7 51 600 Ross CLARKE		Kawasaki ZX600RR - Ross clarke Farriery				
IDEAL LAP TIME : 51.738		BEST LAP TIME : 51.888		DIFFERENCE : 0.150		
LAP	SECTOR 1	SECTOR 2	LAP TIME	MPH	DIFF	TIME OF DAY
1 -		20.918	1:19.210	54.89	27.322	16:54:08.219
2 -	31.791	20.669	52.460	82.89	0.572	16:55:00.679
3 -	31.385	20.667	52.052	83.54	0.164	16:55:52.731
4 -	31.382	20.517	51.899 (2)	83.78	0.011	16:56:44.630
5 -	31.680	20.496	52.176	83.34	0.288	16:57:36.806
6 -	31.532	20.356	51.888 (1)	83.80		16:58:28.694
7 -	31.384	20.612	51.996 (3)	83.63	0.108	16:59:20.690

P8 200 600 Dan BURNHAM		Triumph DAYTONA 675 - BDR RACING / KY JAX				
IDEAL LAP TIME : 51.851		BEST LAP TIME : 52.115		DIFFERENCE : 0.264		
LAP	SECTOR 1	SECTOR 2	LAP TIME	MPH	DIFF	TIME OF DAY
1 -		20.638	1:18.924	55.09	26.809	16:54:07.933
2 -	31.600	20.855	52.455	82.90	0.340	16:55:00.388
3 -	31.556	20.661	52.217 (3)	83.27	0.102	16:55:52.605
4 -	31.696	20.671	52.367	83.04	0.252	16:56:44.972
5 -	31.601	20.514	52.115 (1)	83.44		16:57:37.087
6 -	31.794	20.641	52.435	82.93	0.320	16:58:29.522
7 -	31.337	20.821	52.158 (2)	83.37	0.043	16:59:21.680

P9 180 1000 Mark OVEL		Yamaha R1 - I NEED A SPONSOR				
IDEAL LAP TIME : 55.293		BEST LAP TIME : 55.428		DIFFERENCE : 0.135		
LAP	SECTOR 1	SECTOR 2	LAP TIME	MPH	DIFF	TIME OF DAY
1 -		21.814	1:00.656	71.69	5.228	16:53:49.665
2 -	34.201	22.059	56.260	77.29	0.832	16:54:45.925
3 -	33.822	21.904	55.726 (2)	78.03	0.298	16:55:41.651
4 -	34.067	21.928	55.995	77.66	0.567	16:56:37.646
5 -	34.066	22.151	56.217	77.35	0.789	16:57:33.863
6 -	33.640	22.350	55.990 (3)	77.66	0.562	16:58:29.853
7 -	33.479	21.949	55.428 (1)	78.45		16:59:25.281

P10 501 600 Ashley COID		Kawasaki ZX636R -				
IDEAL LAP TIME : 52.288		BEST LAP TIME : 52.373		DIFFERENCE : 0.085		
LAP	SECTOR 1	SECTOR 2	LAP TIME	MPH	DIFF	TIME OF DAY
1 -		21.143	1:20.094	54.29	27.721	16:54:09.103
2 -	32.100	21.169	53.269	81.63	0.896	16:55:02.372
3 -	31.761	21.189	52.950	82.12	0.577	16:55:55.322
4 -	31.731	21.170	52.901	82.20	0.528	16:56:48.223
5 -	31.884	20.882	52.766 (3)	82.41	0.393	16:57:40.989
6 -	31.511	20.905	52.416 (2)	82.96	0.043	16:58:33.405
7 -	31.596	20.777	52.373 (1)	83.03		16:59:25.778

Weather / Track : Sunny / Dry

Brands Hatch Indy
 Circuit Length = 1.2079 miles
 Start: 16:52 Flag 16:58 End: 16:59

BMCRC - MRO Championships 2021 - Rnd 6 @ Brands Hatch Indy

BMCRC Rookie 600 & Rookie 1000

RACE 18 - SECTOR ANALYSIS



SECTOR 1 = FL to I1, SECTOR 2 = I1 to FL, DIFF = Difference To Personal Best Lap, P = Crossed Finish Line in Pit Lane, D = Time Disallowed

P11 22 600		Matt GATHERCOLE		Kawasaki ZX6R - Ride In Bike Tyres		
IDEAL LAP TIME : 53.724		BEST LAP TIME : 53.837		DIFFERENCE : 0.113		
LAP	SECTOR 1	SECTOR 2	LAP TIME	MPH	DIFF	TIME OF DAY
1 -		21.337	1:21.080	53.63	27.243	16:54:10.089
2 -	32.764	21.352	54.116	80.35	0.279	16:55:04.205
3 -	32.475	21.362	53.837 (1)	80.77		16:55:58.042
4 -	32.387	21.496	53.883 (2)	80.70	0.046	16:56:51.925
5 -	32.669	21.345	54.014 (3)	80.50	0.177	16:57:45.939
6 -	32.923	21.719	54.642	79.58	0.805	16:58:40.581
7 -	32.545	21.562	54.107	80.37	0.270	16:59:34.688

P12 994 600		Scott BACON		Yamaha R6 - Lexi Racing		
IDEAL LAP TIME : 53.377		BEST LAP TIME : 53.452		DIFFERENCE : 0.075		
LAP	SECTOR 1	SECTOR 2	LAP TIME	MPH	DIFF	TIME OF DAY
1 -		22.383	1:23.283	52.21	29.831	16:54:12.292
2 -	33.707	21.342	55.049	78.99	1.597	16:55:07.341
3 -	32.674	21.595	54.269	80.13	0.817	16:56:01.610
4 -	32.500	21.413	53.913	80.65	0.461	16:56:55.523
5 -	32.210	21.651	53.861 (3)	80.73	0.409	16:57:49.384
6 -	32.178	21.479	53.657 (2)	81.04	0.205	16:58:43.041
7 -	32.253	21.199	53.452 (1)	81.35		16:59:36.493

P13 212 600		Matt PALLETT		Kawasaki ZX6R - In:timber		
IDEAL LAP TIME : 53.077		BEST LAP TIME : 53.077		DIFFERENCE : 0.000		
LAP	SECTOR 1	SECTOR 2	LAP TIME	MPH	DIFF	TIME OF DAY
1 -		21.868	1:24.238	51.62	31.161	16:54:13.247
2 -	33.483	21.364	54.847	79.28	1.770	16:55:08.094
3 -	33.329	21.219	54.548	79.72	1.471	16:56:02.642
4 -	33.095	21.222	54.317	80.05	1.240	16:56:56.959
5 -	33.004	21.309	54.313 (3)	80.06	1.236	16:57:51.272
6 -	32.591	21.285	53.876 (2)	80.71	0.799	16:58:45.148
7 -	32.161	20.916	53.077 (1)	81.93		16:59:38.225

P14 228 600		Paul McFADDEN		Kawasaki ZX636 - T.McFadden Plant Ltd		
IDEAL LAP TIME : 53.764		BEST LAP TIME : 54.010		DIFFERENCE : 0.246		
LAP	SECTOR 1	SECTOR 2	LAP TIME	MPH	DIFF	TIME OF DAY
1 -		22.035	1:22.683	52.59	28.673	16:54:11.692
2 -	33.366	21.377	54.743	79.43	0.733	16:55:06.435
3 -	33.192	21.452	54.644	79.58	0.634	16:56:01.079
4 -	32.802	21.409	54.211 (3)	80.21	0.201	16:56:55.290
5 -	33.607	21.420	55.027	79.02	1.017	16:57:50.317
6 -	32.879	21.131	54.010 (1)	80.51		16:58:44.327
7 -	32.633	21.439	54.072 (2)	80.42	0.062	16:59:38.399

P15 371 600		Billy HUTCHINGS		Yamaha R6 -		
IDEAL LAP TIME : 53.261		BEST LAP TIME : 53.261		DIFFERENCE : 0.000		
LAP	SECTOR 1	SECTOR 2	LAP TIME	MPH	DIFF	TIME OF DAY
1 -		22.162	1:23.105	52.32	29.844	16:54:12.114
2 -	33.328	22.108	55.436	78.44	2.175	16:55:07.550
3 -	32.705	21.777	54.482	79.81	1.221	16:56:02.032
4 -	32.856	21.560	54.416 (3)	79.91	1.155	16:56:56.448
5 -	33.194	21.417	54.611	79.62	1.350	16:57:51.059
6 -	33.011	21.341	54.352 (2)	80.00	1.091	16:58:45.411
7 -	32.188	21.073	53.261 (1)	81.64		16:59:38.672

Weather / Track : Sunny / Dry

Brands Hatch Indy
Circuit Length = 1.2079 miles
Start: 16:52 Flag 16:58 End: 16:59

BMCRC - MRO Championships 2021 - Rnd 6 @ Brands Hatch Indy

BMCRC Rookie 600 & Rookie 1000

RACE 18 - SECTOR ANALYSIS



SECTOR 1 = FL to I1, SECTOR 2 = I1 to FL, DIFF = Difference To Personal Best Lap, P = Crossed Finish Line in Pit Lane, D = Time Disallowed

P16 179 600 Thomas GARNER		Yamaha R6 -				
IDEAL LAP TIME : 53.571		BEST LAP TIME : 53.751		DIFFERENCE : 0.180		
LAP	SECTOR 1	SECTOR 2	LAP TIME	MPH	DIFF	TIME OF DAY
1 -		22.357	1:24.573	51.41	30.822	16:54:13.582
2 -	33.592	21.496	55.088	78.93	1.337	16:55:08.670
3 -	33.195	21.323	54.518	79.76	0.767	16:56:03.188
4 -	32.833	21.082	53.915 (2)	80.65	0.164	16:56:57.103
5 -	33.403	21.268	54.671	79.54	0.920	16:57:51.774
6 -	32.489	21.436	53.925 (3)	80.64	0.174	16:58:45.699
7 -	32.650	21.101	53.751 (1)	80.90		16:59:39.450

P17 30 600 Paul NIELD		Honda CBR600RR -				
IDEAL LAP TIME : 54.140		BEST LAP TIME : 54.158		DIFFERENCE : 0.018		
LAP	SECTOR 1	SECTOR 2	LAP TIME	MPH	DIFF	TIME OF DAY
1 -		21.957	1:23.580	52.02	29.422	16:54:12.589
2 -	33.656	21.480	55.136	78.87	0.978	16:55:07.725
3 -	33.087	21.452	54.539	79.73	0.381	16:56:02.264
4 -	32.866	21.363	54.229 (2)	80.18	0.071	16:56:56.493
5 -	32.987	21.283	54.270 (3)	80.12	0.112	16:57:50.763
6 -	32.857	21.301	54.158 (1)	80.29		16:58:44.921
7 -	33.602	21.465	55.067	78.96	0.909	16:59:39.988

P18 441 600 Toby COOK		Daytona 675R - Brixham Bodyworks				
IDEAL LAP TIME : 55.601		BEST LAP TIME : 55.601		DIFFERENCE : 0.000		
LAP	SECTOR 1	SECTOR 2	LAP TIME	MPH	DIFF	TIME OF DAY
1 -		22.520	1:25.839	50.65	30.238	16:54:14.848
2 -	34.877	22.238	57.115	76.13	1.514	16:55:11.963
3 -	34.491	22.430	56.921	76.39	1.320	16:56:08.884
4 -	34.152	22.154	56.306 (3)	77.23	0.705	16:57:05.190
5 -	33.748	22.002	55.750 (2)	78.00	0.149	16:58:00.940
6 -	33.704	21.897	55.601 (1)	78.21		16:58:56.541

P19 62 600 Oliver NUNN		Yamaha R6 - Intertechnic UK & STVL				
IDEAL LAP TIME : 56.841		BEST LAP TIME : 56.933		DIFFERENCE : 0.092		
LAP	SECTOR 1	SECTOR 2	LAP TIME	MPH	DIFF	TIME OF DAY
1 -		22.514	1:25.294	50.98	28.361	16:54:14.303
2 -	34.686	22.340	57.026 (2)	76.25	0.093	16:55:11.329
3 -	34.895	22.400	57.295 (3)	75.89	0.362	16:56:08.624
4 -	34.827	22.479	57.306	75.88	0.373	16:57:05.930
5 -	34.501	22.432	56.933 (1)	76.38		16:58:02.863
6 -	35.212	22.471	57.683	75.38	0.750	16:59:00.546

P20 155 600 Eliot SMITH		Honda CBR600RR - Pro-Moto Europe Ltd				
IDEAL LAP TIME : 56.998		BEST LAP TIME : 57.255		DIFFERENCE : 0.257		
LAP	SECTOR 1	SECTOR 2	LAP TIME	MPH	DIFF	TIME OF DAY
1 -		22.487	1:26.152	50.47	28.897	16:54:15.161
2 -	35.290	22.312	57.602 (3)	75.49	0.347	16:55:12.763
3 -	35.346	22.509	57.855	75.16	0.600	16:56:10.618
4 -	35.274	22.735	58.009	74.96	0.754	16:57:08.627
5 -	34.800	22.700	57.500 (2)	75.62	0.245	16:58:06.127
6 -	34.686	22.569	57.255 (1)	75.95		16:59:03.382

Weather / Track : Sunny / Dry

Brands Hatch Indy
 Circuit Length = 1.2079 miles
 Start: 16:52 Flag 16:58 End: 16:59

BMCRC - MRO Championships 2021 - Rnd 6 @ Brands Hatch Indy

BMCRC Rookie 600 & Rookie 1000

RACE 18 - SECTOR ANALYSIS



SECTOR 1 = FL to I1, SECTOR 2 = I1 to FL, DIFF = Difference To Personal Best Lap, P = Crossed Finish Line in Pit Lane, D = Time Disallowed

P21 10 600 Glenn SMITH		Suzuki GSXR - AOR Alex Olsen Racing				
IDEAL LAP TIME : 56.876		BEST LAP TIME : 57.173		DIFFERENCE : 0.297		
LAP	SECTOR 1	SECTOR 2	LAP TIME	MPH	DIFF	TIME OF DAY
1 -		24.045	1:28.334	49.22	31.161	16:54:17.343
2 -	34.853	22.894	57.747	75.30	0.574	16:55:15.090
3 -	34.336	22.894	57.230 (2)	75.98	0.057	16:56:12.320
4 -	34.033	23.311	57.344 (3)	75.83	0.171	16:57:09.664
5 -	33.982	23.373	57.355	75.81	0.182	16:58:07.019
6 -	34.098	23.075	57.173 (1)	76.06		16:59:04.192

P22 42 600 Kai EVANS		Suzuki GSXR 600 - CBS Ltd Construction and Engineering				
IDEAL LAP TIME : 59.372		BEST LAP TIME : 59.372		DIFFERENCE : 0.000		
LAP	SECTOR 1	SECTOR 2	LAP TIME	MPH	DIFF	TIME OF DAY
1 -		24.047	1:29.041	48.83	29.669	16:54:18.050
2 -	35.877	23.495	59.372 (1)	73.24		16:55:17.422
3 -	36.252	24.302	1:00.554 (2)	71.81	1.182	16:56:17.976
4 -	36.810	23.998	1:00.808 (3)	71.51	1.436	16:57:18.784
5 -	36.720	24.537	1:01.257	70.98	1.885	16:58:20.041
6 -	38.353	24.957	1:03.310	68.68	3.938	16:59:23.351

BMCRC - MRO Championships 2021 - Rnd 6 @ Brands Hatch Indy

BMCRC Rookie 600 & Rookie 1000

RACE 18 - BEST SECTORS

SECTOR 1			SECTOR 2			IDEAL / BEST COMPARISON						
POS	NO	NAME	TIME	NO	NAME	TIME	POS	NO	NAME	IDEAL	BEST	DIFF
									PERFECT LAP	50.171		
1	53	McGLYNN	30.238	100	HUNTER	19.933	1	53	McGLYNN	50.258	50.300	0.042
2	100	HUNTER	30.695	53	McGLYNN	20.020	2	100	HUNTER	50.628	50.628	0.000
3	110	CLARKE	30.847	110	CLARKE	20.307	3	110	CLARKE	51.154	51.338	0.184
4	344	WILLIAMS	31.062	51	CLARKE	20.356	4	344	WILLIAMS	51.644	51.704	0.060
5	200	BURNHAM	31.337	200	BURNHAM	20.514	5	51	CLARKE	51.738	51.888	0.150
6	51	CLARKE	31.382	344	WILLIAMS	20.582	6	200	BURNHAM	51.851	52.115	0.264
7	501	COID	31.511	222	ROOKE	20.671	7	501	COID	52.288	52.373	0.085
8	222	ROOKE	32.154	501	COID	20.777	8	222	ROOKE	52.825	52.923	0.098
9	212	PALLET	32.161	212	PALLET	20.916	9	212	PALLET	53.077	53.077	0.000
10	994	BACON	32.178	371	HUTCHINGS	21.073	10	371	HUTCHINGS	53.261	53.261	0.000
11	86	LOPES	32.187	179	GARNER	21.082	11	994	BACON	53.377	53.452	0.075
12	371	HUTCHINGS	32.188	228	McFADDEN	21.131	12	86	LOPES	53.559	53.569	0.010
13	22	GATHERCOLE	32.387	994	BACON	21.199	13	179	GARNER	53.571	53.751	0.180
14	179	GARNER	32.489	30	NIELD	21.283	14	22	GATHERCOLE	53.724	53.837	0.113
15	228	McFADDEN	32.633	22	GATHERCOLE	21.337	15	228	McFADDEN	53.764	54.010	0.246
16	30	NIELD	32.857	86	LOPES	21.372	16	30	NIELD	54.140	54.158	0.018
17	180	OVEL	33.479	180	OVEL	21.814	17	180	OVEL	55.293	55.428	0.135
18	441	COOK	33.704	441	COOK	21.897	18	441	COOK	55.601	55.601	0.000
19	10	SMITH	33.982	155	SMITH	22.312	19	62	NUNN	56.841	56.933	0.092
20	62	NUNN	34.501	62	NUNN	22.340	20	10	SMITH	56.876	57.173	0.297
21	155	SMITH	34.686	10	SMITH	22.894	21	155	SMITH	56.998	57.255	0.257
22	42	EVANS	35.877	42	EVANS	23.495	22	42	EVANS	59.372	59.372	0.000

Weather / Track : Sunny / Dry

Results can be found at www.tsl-timing.com

Brands Hatch Indy
Circuit Length = 1.2079 miles
Start: 16:52 Flag 16:58 End: 16:59

Printed - 17:00 Sunday, 03 October 2021

BMCRC - MRO Championships 2021 - Rnd 6 @ Brands Hatch Indy

BMCRC Rookie 600 & Rookie 1000

RACE 18 - STATISTICS

Competitors Started 22
Planned Start 2021-10-03 @ 16:00:00.000
Actual Start 2021-10-03 @ 16:52:49.008
Finish Time 2021-10-03 @ 16:58:49.124
Track Length 1.2079mi.
Total Laps 149
Total Distance Covered 179.9838mi.

Session Fastest Lap History

NO	CL	NAME	LAP TIME	TIME OF DAY	LAP	VEHICLE
53	1000	Seamus McGLYNN	50.684	16:54:35.088	2	Yamaha R1
53	1000	Seamus McGLYNN	50.300	16:55:25.388	3	Yamaha R1

Session Leader History

NO	CL	NAME	FROM LAP	LAPS LED	DISTANCE	VEHICLE
53	1000	Seamus McGLYNN	1	7	8.45 miles	Yamaha R1

Flag History

TYPE	TIME OF DAY
GREEN	16:52:49.008
FINISH	16:58:49.124

Flag Statistics

TYPE	COUNT	TOTAL LAPS	TOTAL TIME
Green	1	7	7:06.175
Red	0	0	0.000
Safety Car	0	0	0.000
FCY	0	0	0.000

BMCRC - MRO Championships 2021 - Rnd 6 @ Brands Hatch Indy

BMCRC Rookie 600 & Rookie 1000

RACE 18 - STATISTICS

CLASS : 1000

7 Starters

Fastest Lap History

NO	NAME	LAP TIME	TIME OF DAY	LAP	VEHICLE
53	Seamus McGLYNN	50.684	16:54:35.088	2	Yamaha R1
53	Seamus McGLYNN	50.300	16:55:25.388	3	Yamaha R1

Leader History

NO	NAME	FROM LAP	LAPS LED	DISTANCE	VEHICLE
53	Seamus McGLYNN	1	7	8.45 miles	Yamaha R1

BMCRC - MRO Championships 2021 - Rnd 6 @ Brands Hatch Indy

BMCRC Rookie 600 & Rookie 1000

RACE 18 - STATISTICS

CLASS : 600

15 Starters

Fastest Lap History

NO	NAME	LAP TIME	TIME OF DAY	LAP	VEHICLE
200	Dan BURNHAM	52.455	16:55:00.400	2	Triumph DAYTONA 675
200	Dan BURNHAM	52.217	16:55:52.617	3	Triumph DAYTONA 675
51	Ross CLARKE	52.052	16:55:52.755	3	Kawasaki ZX600RR
51	Ross CLARKE	51.899	16:56:44.652	4	Kawasaki ZX600RR
51	Ross CLARKE	51.888	16:58:28.716	6	Kawasaki ZX600RR

Leader History

NO	NAME	FROM LAP	LAPS LED	DISTANCE	VEHICLE
200	Dan BURNHAM	1	3	3.62 miles	Triumph DAYTONA 675
51	Ross CLARKE	4	4	4.83 miles	Kawasaki ZX600RR

BMCRC-MRO Championships 2021



RKB-F1
MOTORSPORT

**Breitenbach
Rennsportbeläge**
PAGID
RACING
THE DIFFERENCE IN BRAKING

RKB MOTORSPORT / BREITENBACH RENNSPORT F1 & F2 SIDECARS

Brands Hatch Indy

2nd / 3rd October 2021



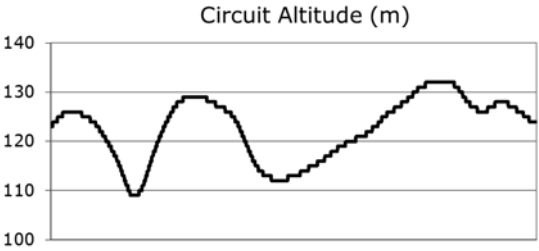
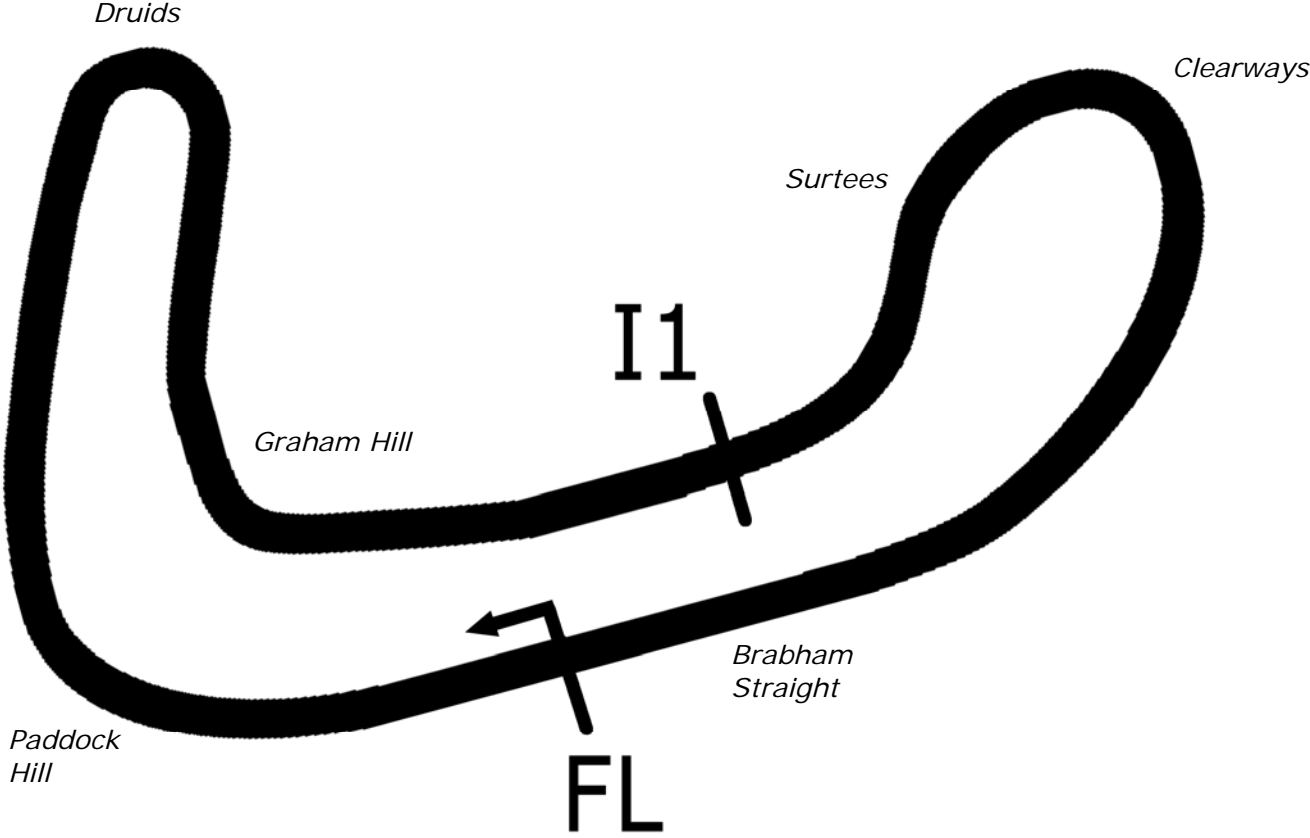
Results Provided by Timing Solutions Ltd
www.tsl-timing.com

Brands Hatch Indy



SPORTS TIMING

TIMING SOLUTIONS LTD



Length	1.2079 miles	1944.0 m	
FL		51.36032 N	0.26032 E
I1	1112m	51.35934 N	0.25955 E
Pit Entry	1669m	51.35911 N	0.25743 E
Pit Exit	26m after FL	51.36027 N	0.26078 E
Pit Entry–Pit Exit 277m, 16.6s @60kph, 12.4s @80kph			



BMCRC - MRO Championships 2021 - Rnd 6 @ Brands Hatch Indy

BMCRC-RKB F1 & F2 Sidecars

QUALIFYING - CLASSIFICATION

POS	NO	CL	PIC NAME	ENTRY	TIME	ON	LAPS	GAP	DIFF	MPH
1	32	F1	1 GUY / RANSLEY	LCR SUZUKI -	52.614	5	7			82.65
2	117	F1	2 POTTINGER / DODD	LCR YAMAHA - GB Precision Eng/Opal Fabrication	53.227	10	11	0.613	0.613	81.69
3	27	F1	3 KIRBY / KIRBY	ARS YAMAHA - KRT	53.386	11	11	0.772	0.159	81.45
4	136	F1	4 EDWARDS / EDWARDS	LCR SUZUKI - ECONOMY HEATING SERVICES	54.540	8	9	1.926	1.154	79.73
5	25	F1	5 HOPE / MACLAURIN	LCR YAMAHA - Amr	54.846	3	5	2.232	0.306	79.28
6	62	F1	6 WRIGHT / BAILEY	RYDE YAMAHA - Stainless Steel Designs Ltd.	54.905	7	8	2.291	0.059	79.20
7	125	F2	1 GIBSON / MOORE	Shelbourne SUZUKI - GDM Logistics	54.929	10	10	2.315	0.024	79.16
8	73	F2	2 GOODIER / BROWN	LCR - Rowtec ltd	55.321	8	10	2.707	0.392	78.60
9	39	F2	3 MOORE / DODD	IRESON HONDA - LBS Racing/Team Stannard	56.031	6	10	3.417	0.710	77.61
10	44	F2	4 KING / SIGSWORTH	Lumley Ireson - T E Solutions uk	56.262	5	9	3.648	0.231	77.29
11	37	F2	5 MORPHET / REILLY	LCR SUZUKI -	56.416	9	10	3.802	0.154	77.08
12	95	F2	6 REMNANT / TILLEY	LUMLEY KAWASAKI -	56.963	7	10	4.349	0.547	76.34
13	121	F1	7 LAWRENCE / HUGHES	LCR YAMAHA - highfield transport, JHM autos	57.110	6	10	4.496	0.147	76.14
14	58	F2	7 EASTELL / GEDDES	Shelbourne YAMAHA - Lee Eastell Engineering service	57.416	5	10	4.802	0.306	75.73
15	61	F1	8 FORREST / McCAULEY	WRINN/TAYLOR YAMAHA - Tweedvale Motorcycles	57.664	9	9	5.050	0.248	75.41
16	46	F2	8 SAUNDERS / HODGSON	Baker Hybrid HONDA -	57.968	5	8	5.354	0.304	75.01
17	22	F2	9 PEARSON / PARKER	LCR SUZUKI -	58.182	8	9	5.568	0.214	74.74
18	964	F2	10 ANDERSON / FAIRCLOUGH	LUMLEY KAWASAKI - mark kaye of durham	58.361	9	9	5.747	0.179	74.51
19	67	F1	9 JEFFREY / FIELD	WINDLE - MJP racing	58.500	9	9	5.886	0.139	74.33
20	66	F2	11 LUMLEY / MORALEE	LUMLEY KAWASAKI - Lumley Engineering ltd	58.887	7	8	6.273	0.387	73.84
21	235	F2	12 DELAMARRE / SKINNER	LUMLEY KAWASAKI - Lumley Engineering	59.241	6	7	6.627	0.354	73.40
22	5	F2	13 TAYLOR / HART	SUZUKI -	59.612	6	6	6.998	0.371	72.94
23	41	F2	14 RILEY / JAMES	D D M - Finecut Developments	1:00.100	5	7	7.486	0.488	72.35
24	167*	F2	15 PETTMAN / SAUNDERS	WINDLE 600 YAMAHA - Wesso Racing	1:01.151	9	9	8.537	1.051	71.11
25	8	F1	10 TAMPIN / DAVIES	HONDA -	1:01.236	8	9	8.622	0.085	71.01
26	38	F2	16 MOSS / MOSS	Shelbourne YAMAHA - LifeSafety Motorsport - Charlie	1:01.652	4	6	9.038	0.416	70.53
27	19	F1	11 MACBRIDE / THOMPSON	LCR SUZUKI - Lifesafety Motorsport	1:09.785	4	4	17.171	8.133	62.31

* No. 167 - Please fit a working transponder

Weather / Track : Cloudy / Dry

These results are provisional until the conclusion of any judicial and technical matters.

Brands Hatch Indy

Circuit Length = 1.2079 miles

Start: 09:24 Flag 09:34 End: 09:35

Clerk Of Course :	Stewards :	Timekeeper :
-------------------	------------	--------------

Results can be found at www.tsl-timing.com

Printed - 09:35 Saturday, 02 October 2021



BMCRC - MRO Championships 2021 - Rnd 6 @ Brands Hatch Indy

BMCRC-RKB F1 & F2 Sidecars

QUALIFYING - SECTOR ANALYSIS



SECTOR 1 = FL to I1, SECTOR 2 = I1 to FL, DIFF = Difference To Personal Best Lap, P = Crossed Finish Line in Pit Lane, D = Time Disallowed

P1 32 F1		GUY / RANSLEY		LCR SUZUKI -			
IDEAL LAP TIME : 52.614		BEST LAP TIME : 52.614		DIFFERENCE : 0.000			
LAP	SECTOR 1	SECTOR 2	LAP TIME	MPH	DIFF	TIME OF DAY	
1 -	36.516	24.530	1:01.046	71.23	8.432	09:26:20.442	
2 -	33.018	22.545	55.563	78.26	2.949	09:27:16.005	
3 -	32.069	22.988	55.057	78.98	2.443	09:28:11.062	
4 -	32.447	22.518	54.965 (3)	79.11	2.351	09:29:06.027	
5 -	31.209	21.405	52.614 (1)	82.65		09:29:58.641	
6 -	32.113	23.118	55.231	78.73	2.617	09:30:53.872	
7 -	32.473	22.435	54.908 (2)	79.19	2.294	09:31:48.780	

P2 117 F1		POTTINGER / DODD		LCR YAMAHA - GB Precision Eng/Opal Fabrication			
IDEAL LAP TIME : 53.179		BEST LAP TIME : 53.227		DIFFERENCE : 0.048			
LAP	SECTOR 1	SECTOR 2	LAP TIME	MPH	DIFF	TIME OF DAY	
1 -	34.794	23.122	57.916	75.08	4.689	09:25:56.787	
2 -	34.070	22.711	56.781	76.58	3.554	09:26:53.568	
3 -	32.632	23.358	55.990	77.66	2.763	09:27:49.558	
4 -	33.509	23.208	56.717	76.67	3.490	09:28:46.275	
5 -	32.120	22.289	54.409	79.92	1.182	09:29:40.684	
6 -	31.877	21.831	53.708	80.96	0.481	09:30:34.392	
7 -	32.017	21.517	53.534 (3)	81.23	0.307	09:31:27.926	
8 -	31.935	21.588	53.523 (2)	81.24	0.296	09:32:21.449	
9 -	32.141	21.508	53.649	81.05	0.422	09:33:15.098	
10 -	31.925	21.302	53.227 (1)	81.69		09:34:08.325	
11 -	32.119	22.140	54.259	80.14	1.032	09:35:02.584	

P3 27 F1		KIRBY / KIRBY		ARS YAMAHA - KRT			
IDEAL LAP TIME : 53.299		BEST LAP TIME : 53.386		DIFFERENCE : 0.087			
LAP	SECTOR 1	SECTOR 2	LAP TIME	MPH	DIFF	TIME OF DAY	
1 -	37.099	22.971	1:00.070	72.39	6.684	09:25:55.369	
2 -	35.507	22.720	58.227	74.68	4.841	09:26:53.596	
3 -	32.904	24.260	57.164	76.07	3.778	09:27:50.760	
4 -	34.226	22.274	56.500	76.96	3.114	09:28:47.260	
5 -	34.923	22.096	57.019	76.26	3.633	09:29:44.279	
6 -	32.623	21.724	54.347	80.01	0.961	09:30:38.626	
7 -	31.992	21.492	53.484	81.30	0.098	09:31:32.110	
8 -	33.135	22.066	55.201	78.77	1.815	09:32:27.311	
9 -	32.032	21.422	53.454 (2)	81.35	0.068	09:33:20.765	
10 -	32.155	21.309	53.464 (3)	81.33	0.078	09:34:14.229	
11 -	31.990	21.396	53.386 (1)	81.45		09:35:07.615	

P4 136 F1		EDWARDS / EDWARDS		LCR SUZUKI - ECONOMY HEATING SERVICES			
IDEAL LAP TIME : 54.476		BEST LAP TIME : 54.540		DIFFERENCE : 0.064			
LAP	SECTOR 1	SECTOR 2	LAP TIME	MPH	DIFF	TIME OF DAY	
1 -	38.165	24.193	1:02.358	69.73	7.818	09:26:47.717	
2 -	37.031	23.409	1:00.440	71.94	5.900	09:27:48.157	
3 -	35.211	23.191	58.402	74.45	3.862	09:28:46.559	
4 -	34.648	22.314	56.962	76.34	2.422	09:29:43.521	
5 -	33.290	22.297	55.587 (3)	78.23	1.047	09:30:39.108	
6 -	35.370	23.431	58.801	73.95	4.261	09:31:37.909	
7 -	35.715	22.582	58.297	74.59	3.757	09:32:36.206	
8 -	32.538	22.002	54.540 (1)	79.73		09:33:30.746	
9 -	33.594	21.938	55.532 (2)	78.30	0.992	09:34:26.278	

Weather / Track : Cloudy / Dry

Brands Hatch Indy
Circuit Length = 1.2079 miles
Start: 09:24 Flag 09:34 End: 09:35

BMCRC - MRO Championships 2021 - Rnd 6 @ Brands Hatch Indy

BMCRC-RKB F1 & F2 Sidecars

QUALIFYING - SECTOR ANALYSIS



SECTOR 1 = FL to I1, SECTOR 2 = I1 to FL, DIFF = Difference To Personal Best Lap, P = Crossed Finish Line in Pit Lane, D = Time Disallowed

P5 25 F1		HOPE / MACLAURIN		LCR YAMAHA - Amr			
IDEAL LAP TIME : 54.846		BEST LAP TIME : 54.846		DIFFERENCE : 0.000			
LAP	SECTOR 1	SECTOR 2	LAP TIME	MPH	DIFF	TIME OF DAY	
1 -	34.522	23.091	57.613	75.47	2.767	09:26:01.096	
2 -	32.900	23.646	56.546 (2)	76.90	1.700	09:26:57.642	
3 -	32.318	22.528	54.846 (1)	79.28		09:27:52.488	
4 -	36.703	22.755	59.458	73.13	4.612	09:28:51.946	
5 -	34.235	22.553	56.788 (3)	76.57	1.942	09:29:48.734	

P6 62 F1		WRIGHT / BAILEY		RYDE YAMAHA - Stainless Steel Designs Ltd.			
IDEAL LAP TIME : 54.438		BEST LAP TIME : 54.905		DIFFERENCE : 0.467			
LAP	SECTOR 1	SECTOR 2	LAP TIME	MPH	DIFF	TIME OF DAY	
1 -	34.224	22.752	56.976	76.32	2.071	09:25:58.750	
2 -	32.947	23.614	56.561	76.88	1.656	09:26:55.311	
3 -	32.626	23.431	56.057	77.57	1.152	09:27:51.368	
4 -	33.615	23.106	56.721	76.66	1.816	09:28:48.089	
5 -	34.369	22.712	57.081	76.18	2.176	09:29:45.170	
6 -	32.945	22.723	55.668 (3)	78.11	0.763	09:30:40.838	
7 -	33.093	21.812	54.905 (1)	79.20		09:31:35.743	
8 -	33.145	21.855	55.000 (2)	79.06	0.095	09:32:30.743	

P7 125 F2		GIBSON / MOORE		Shelbourne SUZUKI - GDM Logistics			
IDEAL LAP TIME : 54.889		BEST LAP TIME : 54.929		DIFFERENCE : 0.040			
LAP	SECTOR 1	SECTOR 2	LAP TIME	MPH	DIFF	TIME OF DAY	
1 -	37.641	24.104	1:01.745	70.42	6.816	09:26:05.568	
2 -	35.870	23.549	59.419	73.18	4.490	09:27:04.987	
3 -	35.539	23.104	58.643	74.15	3.714	09:28:03.630	
4 -	33.624	23.357	56.981	76.31	2.052	09:29:00.611	
5 -	33.284	22.531	55.815	77.91	0.886	09:29:56.426	
6 -	34.034	22.956	56.990	76.30	2.061	09:30:53.416	
7 -	32.628	22.357	54.985 (2)	79.08	0.056	09:31:48.401	
8 -	32.864	22.367	55.231 (3)	78.73	0.302	09:32:43.632	
9 -	33.253	22.464	55.717	78.04	0.788	09:33:39.349	
10 -	32.668	22.261	54.929 (1)	79.16		09:34:34.278	

P8 73 F2		GOODIER / BROWN		LCR - Rowtec ltd			
IDEAL LAP TIME : 55.098		BEST LAP TIME : 55.321		DIFFERENCE : 0.223			
LAP	SECTOR 1	SECTOR 2	LAP TIME	MPH	DIFF	TIME OF DAY	
1 -	36.896	22.855	59.751	72.77	4.430	09:25:55.522	
2 -	34.175	22.633	56.808	76.54	1.487	09:26:52.330	
3 -	33.409	24.735	58.144	74.79	2.823	09:27:50.474	
4 -	33.500	22.730	56.230	77.33	0.909	09:28:46.704	
5 -	33.504	21.934	55.438 (3)	78.44	0.117	09:29:42.142	
6 -	34.439	22.203	56.642	76.77	1.321	09:30:38.784	
7 -	34.314	22.030	56.344	77.17	1.023	09:31:35.128	
8 -	33.164	22.157	55.321 (1)	78.60		09:32:30.449	
9 -	33.269	22.829	56.098	77.51	0.777	09:33:26.547	
10 -	33.205	22.190	55.395 (2)	78.50	0.074	09:34:21.942	

Weather / Track : Cloudy / Dry

Brands Hatch Indy
Circuit Length = 1.2079 miles
Start: 09:24 Flag 09:34 End: 09:35

BMCRC - MRO Championships 2021 - Rnd 6 @ Brands Hatch Indy

BMCRC-RKB F1 & F2 Sidecars

QUALIFYING - SECTOR ANALYSIS



SECTOR 1 = FL to I1, SECTOR 2 = I1 to FL, DIFF = Difference To Personal Best Lap, P = Crossed Finish Line in Pit Lane, D = Time Disallowed

P9 39 F2		MOORE / DODD		IRESON HONDA - LBS Racing/Team Stannard			
IDEAL LAP TIME : 56.031		BEST LAP TIME : 56.031		DIFFERENCE : 0.000			
LAP	SECTOR 1	SECTOR 2	LAP TIME	MPH	DIFF	TIME OF DAY	
1 -	35.488	23.181	58.669	74.12	2.638	09:26:14.671	
2 -	33.934	23.024	56.958	76.34	0.927	09:27:11.629	
3 -	34.468	23.282	57.750	75.30	1.719	09:28:09.379	
4 -	33.546	22.953	56.499	76.96	0.468	09:29:05.878	
5 -	33.715	22.677	56.392 (3)	77.11	0.361	09:30:02.270	
6 -	33.465	22.566	56.031 (1)	77.61		09:30:58.301	
7 -	33.898	23.213	57.111	76.14	1.080	09:31:55.412	
8 -	33.523	22.696	56.219 (2)	77.35	0.188	09:32:51.631	
9 -	33.868	22.685	56.553	76.89	0.522	09:33:48.184	
10 -	33.777	22.838	56.615	76.81	0.584	09:34:44.799	

P10 44 F2		KING / SIGSWORTH		Lumley Ireson - T E Solutions uk			
IDEAL LAP TIME : 55.936		BEST LAP TIME : 56.262		DIFFERENCE : 0.326			
LAP	SECTOR 1	SECTOR 2	LAP TIME	MPH	DIFF	TIME OF DAY	
1 -	37.708	25.054	1:02.762	69.28	6.500	09:26:44.634	
2 -	35.450	23.848	59.298	73.33	3.036	09:27:43.932	
3 -	34.184	23.150	57.334	75.84	1.072	09:28:41.266	
4 -	34.146	22.954	57.100	76.15	0.838	09:29:38.366	
5 -	33.598	22.664	56.262 (1)	77.29		09:30:34.628	
6 -	34.305	22.338	56.643 (3)	76.77	0.381	09:31:31.271	
7 -	34.859	23.098	57.957	75.03	1.695	09:32:29.228	
8 -	33.795	22.675	56.470 (2)	77.00	0.208	09:33:25.698	
9 -	34.105	22.700	56.805	76.55	0.543	09:34:22.503	

P11 37 F2		MORPHET / REILLY		LCR SUZUKI -			
IDEAL LAP TIME : 56.022		BEST LAP TIME : 56.416		DIFFERENCE : 0.394			
LAP	SECTOR 1	SECTOR 2	LAP TIME	MPH	DIFF	TIME OF DAY	
1 -	38.978	25.087	1:04.065	67.87	7.649	09:26:29.764	
2 -	36.346	24.406	1:00.752	71.57	4.336	09:27:30.516	
3 -	35.547	23.416	58.963	73.75	2.547	09:28:29.479	
4 -	35.586	23.413	58.999	73.70	2.583	09:29:28.478	
5 -	34.679	23.212	57.891	75.11	1.475	09:30:26.369	
6 -	34.043	22.982	57.025	76.25	0.609	09:31:23.394	
7 -	33.927	22.841	56.768 (3)	76.60	0.352	09:32:20.162	
8 -	33.634	23.067	56.701 (2)	76.69	0.285	09:33:16.863	
9 -	33.690	22.726	56.416 (1)	77.08		09:34:13.279	
10 -	34.532	22.388	56.920	76.39	0.504	09:35:10.199	

P12 95 F2		REMNANT / TILLEY		LUMLEY KAWASAKI -			
IDEAL LAP TIME : 56.963		BEST LAP TIME : 56.963		DIFFERENCE : 0.000			
LAP	SECTOR 1	SECTOR 2	LAP TIME	MPH	DIFF	TIME OF DAY	
1 -	36.991	23.766	1:00.757	71.57	3.794	09:26:21.898	
2 -	35.817	23.692	59.509	73.07	2.546	09:27:21.407	
3 -	36.160	23.591	59.751	72.77	2.788	09:28:21.158	
4 -	34.773	24.058	58.831	73.91	1.868	09:29:19.989	
5 -	34.713	23.390	58.103	74.84	1.140	09:30:18.092	
6 -	34.763	22.815	57.578 (3)	75.52	0.615	09:31:15.670	
7 -	34.272	22.691	56.963 (1)	76.34		09:32:12.633	
8 -	34.338	22.909	57.247 (2)	75.96	0.284	09:33:09.880	
9 -	34.814	23.129	57.943	75.04	0.980	09:34:07.823	
10 -	34.502	23.113	57.615	75.47	0.652	09:35:05.438	

Weather / Track : Cloudy / Dry

Brands Hatch Indy
Circuit Length = 1.2079 miles
Start: 09:24 Flag 09:34 End: 09:35

BMCRC - MRO Championships 2021 - Rnd 6 @ Brands Hatch Indy

BMCRC-RKB F1 & F2 Sidecars

QUALIFYING - SECTOR ANALYSIS



SECTOR 1 = FL to I1, SECTOR 2 = I1 to FL, DIFF = Difference To Personal Best Lap, P = Crossed Finish Line in Pit Lane, D = Time Disallowed

P13 121 F1		LAWRENCE / HUGHES		LCR YAMAHA - highfield transport, JHM autos			
IDEAL LAP TIME : 57.110		BEST LAP TIME : 57.110		DIFFERENCE : 0.000			
LAP	SECTOR 1	SECTOR 2	LAP TIME	MPH	DIFF	TIME OF DAY	
1 -	38.892	24.809	1:03.701	68.26	6.591	09:26:10.461	
2 -	36.515	23.848	1:00.363	72.04	3.253	09:27:10.824	
3 -	35.762	24.348	1:00.110	72.34	3.000	09:28:10.934	
4 -	34.428	23.891	58.319	74.56	1.209	09:29:09.253	
5 -	35.040	23.646	58.686	74.09	1.576	09:30:07.939	
6 -	34.261	22.849	57.110 (1)	76.14		09:31:05.049	
7 -	34.418	23.136	57.554 (2)	75.55	0.444	09:32:02.603	
8 -	34.988	23.670	58.658	74.13	1.548	09:33:01.261	
9 -	34.606	23.213	57.819 (3)	75.21	0.709	09:33:59.080	
10 -	36.025	24.243	1:00.268	72.15	3.158	09:34:59.348	

P14 58 F2		EASTELL / GEDDES		Shelbourne YAMAHA - Lee Eastell Engineering services ltd			
IDEAL LAP TIME : 57.013		BEST LAP TIME : 57.416		DIFFERENCE : 0.403			
LAP	SECTOR 1	SECTOR 2	LAP TIME	MPH	DIFF	TIME OF DAY	
1 -	36.407	23.548	59.955	72.53	2.539	09:26:11.215	
2 -	35.095	23.042	58.137	74.79	0.721	09:27:09.352	
3 -	34.831	24.258	59.089	73.59	1.673	09:28:08.441	
4 -	34.548	23.731	58.279	74.61	0.863	09:29:06.720	
5 -	34.577	22.839	57.416 (1)	75.73		09:30:04.136	
6 -	34.995	23.102	58.097 (3)	74.85	0.681	09:31:02.233	
7 -	34.980	24.235	59.215	73.43	1.799	09:32:01.448	
8 -	35.022	23.382	58.404	74.45	0.988	09:32:59.852	
9 -	35.067	23.527	58.594	74.21	1.178	09:33:58.446	
10 -	34.174	23.344	57.518 (2)	75.60	0.102	09:34:55.964	

P15 61 F1		FORREST / McCAULEY		WRINN/TAYLOR YAMAHA - Tweedvale Motorcycles			
IDEAL LAP TIME : 57.465		BEST LAP TIME : 57.664		DIFFERENCE : 0.199			
LAP	SECTOR 1	SECTOR 2	LAP TIME	MPH	DIFF	TIME OF DAY	
1 -	39.978	26.113	1:06.091	65.79	8.427	09:26:44.762	
2 -	37.377	23.773	1:01.150	71.11	3.486	09:27:45.912	
3 -	36.587	23.824	1:00.411	71.98	2.747	09:28:46.323	
4 -	35.208	22.646	57.854 (2)	75.16	0.190	09:29:44.177	
5 -	35.107	23.158	58.265	74.63	0.601	09:30:42.442	
6 -	35.396	23.140	58.536	74.28	0.872	09:31:40.978	
7 -	34.997	23.331	58.328	74.55	0.664	09:32:39.306	
8 -	35.261	22.861	58.122 (3)	74.81	0.458	09:33:37.428	
9 -	34.819	22.845	57.664 (1)	75.41		09:34:35.092	

P16 46 F2		SAUNDERS / HODGSON		Baker Hybrid HONDA -			
IDEAL LAP TIME : 57.901		BEST LAP TIME : 57.968		DIFFERENCE : 0.067			
LAP	SECTOR 1	SECTOR 2	LAP TIME	MPH	DIFF	TIME OF DAY	
1 -	35.544	23.537	59.081	73.60	1.113	09:26:12.826	
2 -	34.699	23.514	58.213	74.70	0.245	09:27:11.039	
3 -	34.573	24.322	58.895	73.83	0.927	09:28:09.934	
4 -	34.718	23.337	58.055 (2)	74.90	0.087	09:29:07.989	
5 -	34.564	23.404	57.968 (1)	75.01		09:30:05.957	
6 -	34.945	23.435	58.380	74.48	0.412	09:31:04.337	
7 -	34.655	23.430	58.085 (3)	74.86	0.117	09:32:02.422	
8 -	35.348	24.166	59.514	73.06	1.546	09:33:01.936	

Weather / Track : Cloudy / Dry

Brands Hatch Indy
Circuit Length = 1.2079 miles
Start: 09:24 Flag 09:34 End: 09:35

BMCRC - MRO Championships 2021 - Rnd 6 @ Brands Hatch Indy

BMCRC-RKB F1 & F2 Sidecars

QUALIFYING - SECTOR ANALYSIS



SECTOR 1 = FL to I1, SECTOR 2 = I1 to FL, DIFF = Difference To Personal Best Lap, P = Crossed Finish Line in Pit Lane, D = Time Disallowed

P17 22 F2 PEARSON / PARKER			LCR SUZUKI -			
IDEAL LAP TIME : 58.166		BEST LAP TIME : 58.182		DIFFERENCE : 0.016		
LAP	SECTOR 1	SECTOR 2	LAP TIME	MPH	DIFF	TIME OF DAY
1 -	41.383	26.349	1:07.732	64.20	9.550	09:26:46.107
2 -	39.019	26.022	1:05.041	66.85	6.859	09:27:51.148
3 -	38.408	24.805	1:03.213	68.79	5.031	09:28:54.361
4 -	36.628	23.565	1:00.193 (3)	72.24	2.011	09:29:54.554
5 -	36.312	24.092	1:00.404	71.99	2.222	09:30:54.958
6 -	36.327	24.776	1:01.103	71.16	2.921	09:31:56.061
7 -	36.326	24.265	1:00.591	71.76	2.409	09:32:56.652
8 -	35.099	23.083	58.182 (1)	74.74		09:33:54.834
9 -	35.360	23.067	58.427 (2)	74.42	0.245	09:34:53.261

P18 964 F2 ANDERSON / FAIRCLOUGH			LUMLEY KAWASAKI - mark kaye of durham			
IDEAL LAP TIME : 58.361		BEST LAP TIME : 58.361		DIFFERENCE : 0.000		
LAP	SECTOR 1	SECTOR 2	LAP TIME	MPH	DIFF	TIME OF DAY
1 -	41.893	26.442	1:08.335	63.63	9.974	09:26:58.436
2 -	36.925	24.894	1:01.819	70.34	3.458	09:28:00.255
3 -	36.733	24.440	1:01.173	71.08	2.812	09:29:01.428
4 -	36.104	23.906	1:00.010	72.46	1.649	09:30:01.438
5 -	35.559	23.788	59.347 (2)	73.27	0.986	09:31:00.785
6 -	36.139	24.339	1:00.478	71.90	2.117	09:32:01.263
7 -	35.966	23.854	59.820 (3)	72.69	1.459	09:33:01.083
8 -	38.632	24.628	1:03.260	68.74	4.899	09:34:04.343
9 -	34.966	23.395	58.361 (1)	74.51		09:35:02.704

P19 67 F1 JEFFREY / FIELD			WINDLE - MJP racing			
IDEAL LAP TIME : 58.203		BEST LAP TIME : 58.500		DIFFERENCE : 0.297		
LAP	SECTOR 1	SECTOR 2	LAP TIME	MPH	DIFF	TIME OF DAY
1 -	40.700	26.800	1:07.500	64.42	9.000	09:26:44.884
2 -	39.957	25.183	1:05.140	66.75	6.640	09:27:50.024
3 -	38.081	24.008	1:02.089	70.03	3.589	09:28:52.113
4 -	36.675	24.251	1:00.926 (3)	71.37	2.426	09:29:53.039
5 -	36.777	24.201	1:00.978	71.31	2.478	09:30:54.017
6 -	36.895	24.672	1:01.567	70.63	3.067	09:31:55.584
7 -	37.717	23.989	1:01.706	70.47	3.206	09:32:57.290
8 -	36.432	22.955	59.387 (2)	73.22	0.887	09:33:56.677
9 -	35.248	23.252	58.500 (1)	74.33		09:34:55.177

P20 66 F2 LUMLEY / MORALEE			LUMLEY KAWASAKI - Lumley Engineering ltd			
IDEAL LAP TIME : 58.887		BEST LAP TIME : 58.887		DIFFERENCE : 0.000		
LAP	SECTOR 1	SECTOR 2	LAP TIME	MPH	DIFF	TIME OF DAY
1 -	38.630	25.114	1:03.744	68.21	4.857	09:26:35.614
2 -	37.620	25.012	1:02.632	69.43	3.745	09:27:38.246
3 -	37.697	24.502	1:02.199	69.91	3.312	09:28:40.445
4 -	36.390	24.218	1:00.608	71.74	1.721	09:29:41.053
5 -	36.162	24.303	1:00.465 (3)	71.91	1.578	09:30:41.518
6 -	36.175	24.713	1:00.888	71.41	2.001	09:31:42.406
7 -	35.415	23.472	58.887 (1)	73.84		09:32:41.293
8 -	35.800	24.146	59.946 (2)	72.54	1.059	09:33:41.239

Weather / Track : Cloudy / Dry

Brands Hatch Indy
Circuit Length = 1.2079 miles
Start: 09:24 Flag 09:34 End: 09:35

BMCRC - MRO Championships 2021 - Rnd 6 @ Brands Hatch Indy

BMCRC-RKB F1 & F2 Sidecars

QUALIFYING - SECTOR ANALYSIS



SECTOR 1 = FL to I1, SECTOR 2 = I1 to FL, DIFF = Difference To Personal Best Lap, P = Crossed Finish Line in Pit Lane, D = Time Disallowed

P21 235 F2 DELAMARRE / SKINNER		LUMLEY KAWASAKI - Lumley Engineering				
IDEAL LAP TIME : 59.111		BEST LAP TIME : 59.241		DIFFERENCE : 0.130		
LAP	SECTOR 1	SECTOR 2	LAP TIME	MPH	DIFF	TIME OF DAY
1 -	40.416	25.183	1:05.599	66.29	6.358	09:26:29.175
2 -	36.624	24.196	1:00.820	71.49	1.579	09:27:29.995
3 -	36.487	23.780	1:00.267	72.15	1.026	09:28:30.262
4 -	35.495	23.870	59.365 (3)	73.25	0.124	09:29:29.627
5 -	35.397	23.949	59.346 (2)	73.27	0.105	09:30:28.973
6 -	35.527	23.714	59.241 (1)	73.40		09:31:28.214
7 -	36.513	24.208	1:00.721	71.61	1.480	09:32:28.935

P22 5 F2 TAYLOR / HART		SUZUKI -				
IDEAL LAP TIME : 59.567		BEST LAP TIME : 59.612		DIFFERENCE : 0.045		
LAP	SECTOR 1	SECTOR 2	LAP TIME	MPH	DIFF	TIME OF DAY
1 -	37.796	24.425	1:02.221 (3)	69.88	2.609	09:26:47.451
2 -	37.907	28.083	1:05.990	65.89	6.378	09:27:53.441
3 -	40.185	IN PIT	3:30.678 P	20.64	2:31.066	09:31:24.119
4 -	OUTLAP	23.974	1:05.779	66.10	6.167	09:32:29.898
5 -	36.031	24.447	1:00.478 (2)	71.90	0.866	09:33:30.376
6 -	36.076	23.536	59.612 (1)	72.94		09:34:29.988

P23 41 F2 RILEY / JAMES		D D M - Finecut Developments				
IDEAL LAP TIME : 59.477		BEST LAP TIME : 1:00.100		DIFFERENCE : 0.623		
LAP	SECTOR 1	SECTOR 2	LAP TIME	MPH	DIFF	TIME OF DAY
1 -	38.179	25.378	1:03.557	68.42	3.457	09:26:34.820
2 -	37.602	24.516	1:02.118	70.00	2.018	09:27:36.938
3 -	36.355	23.969	1:00.324 (3)	72.08	0.224	09:28:37.262
4 -	36.395	23.815	1:00.210 (2)	72.22	0.110	09:29:37.472
5 -	36.555	23.545	1:00.100 (1)	72.35		09:30:37.572
6 -	36.693	23.795	1:00.488	71.89	0.388	09:31:38.060
7 -	36.880	23.656	1:00.536	71.83	0.436	09:32:38.596

P24 167 F2 PETTMAN / SAUNDERS		WINDLE 600 YAMAHA - Wesso Racing				
IDEAL LAP TIME :		BEST LAP TIME : 1:01.151		DIFFERENCE :		
LAP	SECTOR 1	SECTOR 2	LAP TIME	MPH	DIFF	TIME OF DAY
1 -			1:08.128	63.82	6.977	09:26:42.038
2 -			1:04.008	67.93	2.857	09:27:46.046
3 -			1:03.583	68.39	2.432	09:28:49.629
4 -			1:01.903	70.24	0.752	09:29:51.532
5 -			1:01.968	70.17	0.817	09:30:53.500
6 -			1:01.802 (3)	70.36	0.651	09:31:55.302
7 -			1:01.825	70.33	0.674	09:32:57.127
8 -			1:01.175 (2)	71.08	0.024	09:33:58.302
9 -			1:01.151 (1)	71.11		09:34:59.453

P25 8 F1 TAMPIN / DAVIES		HONDA -				
IDEAL LAP TIME : 1:00.899		BEST LAP TIME : 1:01.236		DIFFERENCE : 0.337		
LAP	SECTOR 1	SECTOR 2	LAP TIME	MPH	DIFF	TIME OF DAY
1 -	42.218	25.762	1:07.980	63.96	6.744	09:26:40.848
2 -	38.608	24.849	1:03.457	68.52	2.221	09:27:44.305
3 -	37.386	28.104	1:05.490	66.40	4.254	09:28:49.795
4 -	37.500	24.478	1:01.978	70.16	0.742	09:29:51.773
5 -	37.299	24.529	1:01.828	70.33	0.592	09:30:53.601
6 -	37.030	24.487	1:01.517 (3)	70.68	0.281	09:31:55.118
7 -	37.917	24.290	1:02.207	69.90	0.971	09:32:57.325
8 -	37.000	24.236	1:01.236 (1)	71.01		09:33:58.561
9 -	36.663	24.729	1:01.392 (2)	70.83	0.156	09:34:59.953

Weather / Track : Cloudy / Dry

Brands Hatch Indy
Circuit Length = 1.2079 miles
Start: 09:24 Flag 09:34 End: 09:35

BMCRC - MRO Championships 2021 - Rnd 6 @ Brands Hatch Indy

BMCRC-RKB F1 & F2 Sidecars

QUALIFYING - SECTOR ANALYSIS



SECTOR 1 = FL to I1, SECTOR 2 = I1 to FL, DIFF = Difference To Personal Best Lap, P = Crossed Finish Line in Pit Lane, D = Time Disallowed

P26 38 F2		MOSS / MOSS		Shelbourne YAMAHA - LifeSafety Motorsport - CharlieMossRaci			
IDEAL LAP TIME : 1:01.652		BEST LAP TIME : 1:01.652		DIFFERENCE : 0.000			
LAP	SECTOR 1	SECTOR 2	LAP TIME	MPH	DIFF	TIME OF DAY	
1 -	39.528	25.613	1:05.141	66.75	3.489	09:26:21.264	
2 -	38.183	25.137	1:03.320 (3)	68.67	1.668	09:27:24.584	
3 -	38.401	25.109	1:03.510	68.47	1.858	09:28:28.094	
4 -	37.043	24.609	1:01.652 (1)	70.53		09:29:29.746	
5 -	37.160	25.204	1:02.364 (2)	69.72	0.712	09:30:32.110	
6 -	38.354	25.053	1:03.407	68.58	1.755	09:31:35.517	

P27 19 F1		MACBRIDE / THOMPSON		LCR SUZUKI - Lifesafety Motorsport			
IDEAL LAP TIME : 1:09.714		BEST LAP TIME : 1:09.785		DIFFERENCE : 0.071			
LAP	SECTOR 1	SECTOR 2	LAP TIME	MPH	DIFF	TIME OF DAY	
1 -	44.807	28.364	1:13.171	59.43	3.386	09:26:58.684	
2 -	44.348	28.429	1:12.777 (3)	59.75	2.992	09:28:11.461	
3 -	41.979	27.891	1:09.870 (2)	62.23	0.085	09:29:21.331	
4 -	42.050	27.735	1:09.785 (1)	62.31		09:30:31.116	

BMCRC - MRO Championships 2021 - Rnd 6 @ Brands Hatch Indy

BMCRC-RKB F1 & F2 Sidecars

QUALIFYING - BEST SECTORS

SECTOR 1			SECTOR 2			IDEAL / BEST COMPARISON						
POS	NO	NAME	TIME	NO	NAME	TIME	POS	NO	NAME	IDEAL	BEST	DIFF
									PERFECT LAP	52.511		
1	32	GUY / RANSLEY	31.209	117	POTTINGER / DODD	21.302	1	32	GUY / RANSLEY	52.614	52.614	0.000
2	117	POTTINGER / DODD	31.877	27	KIRBY / KIRBY	21.309	2	117	POTTINGER / DODD	53.179	53.227	0.048
3	27	KIRBY / KIRBY	31.990	32	GUY / RANSLEY	21.405	3	27	KIRBY / KIRBY	53.299	53.386	0.087
4	25	HOPE / MACLAURIN	32.318	62	WRIGHT / BAILEY	21.812	4	62	WRIGHT / BAILEY	54.438	54.905	0.467
5	136	EDWARDS / EDWARDS	32.538	73	GOODIER / BROWN	21.934	5	136	EDWARDS / EDWARDS	54.476	54.540	0.064
6	62	WRIGHT / BAILEY	32.626	136	EDWARDS / EDWARDS	21.938	6	25	HOPE / MACLAURIN	54.846	54.846	0.000
7	125	GIBSON / MOORE	32.628	125	GIBSON / MOORE	22.261	7	125	GIBSON / MOORE	54.889	54.929	0.040
8	73	GOODIER / BROWN	33.164	44	KING / SIGSWORTH	22.338	8	73	GOODIER / BROWN	55.098	55.321	0.223
9	39	MOORE / DODD	33.465	37	MORPHET / REILLY	22.388	9	44	KING / SIGSWORTH	55.936	56.262	0.326
10	44	KING / SIGSWORTH	33.598	25	HOPE / MACLAURIN	22.528	10	37	MORPHET / REILLY	56.022	56.416	0.394
11	37	MORPHET / REILLY	33.634	39	MOORE / DODD	22.566	11	39	MOORE / DODD	56.031	56.031	0.000
12	58	EASTELL / GEDDES	34.174	61	FORREST / McCAULEY	22.646	12	95	REMNANT / TILLEY	56.963	56.963	0.000
13	121	LAWRENCE / HUGHES	34.261	95	REMNANT / TILLEY	22.691	13	58	EASTELL / GEDDES	57.013	57.416	0.403
14	95	REMNANT / TILLEY	34.272	58	EASTELL / GEDDES	22.839	14	121	LAWRENCE / HUGHE	57.110	57.110	0.000
15	46	SAUNDERS / HODGSON	34.564	121	LAWRENCE / HUGHES	22.849	15	61	FORREST / McCAULE	57.465	57.664	0.199
16	61	FORREST / McCAULEY	34.819	67	JEFFREY / FIELD	22.955	16	46	SAUNDERS / HODGS	57.901	57.968	0.067
17	964	ANDERSON / FAIRCLOUGH	34.966	22	PEARSON / PARKER	23.067	17	22	PEARSON / PARKER	58.166	58.182	0.016
18	22	PEARSON / PARKER	35.099	46	SAUNDERS / HODGSON	23.337	18	67	JEFFREY / FIELD	58.203	58.500	0.297
19	67	JEFFREY / FIELD	35.248	964	ANDERSON / FAIRCLOUGH	23.395	19	964	ANDERSON / FAIRCL	58.361	58.361	0.000
20	235	DELAMARRE / SKINNER	35.397	66	LUMLEY / MORALEE	23.472	20	66	LUMLEY / MORALEE	58.887	58.887	0.000
21	66	LUMLEY / MORALEE	35.415	5	TAYLOR / HART	23.536	21	235	DELAMARRE / SKINN	59.111	59.241	0.130
22	41	RILEY / JAMES	35.932	41	RILEY / JAMES	23.545	22	41	RILEY / JAMES	59.477	1:00.100	0.623
23	5	TAYLOR / HART	36.031	235	DELAMARRE / SKINNER	23.714	23	5	TAYLOR / HART	59.567	59.612	0.045
24	8	TAMPIN / DAVIES	36.663	8	TAMPIN / DAVIES	24.236	24	8	TAMPIN / DAVIES	1:00.899	1:01.236	0.337
25	38	MOSS / MOSS	37.043	38	MOSS / MOSS	24.609	25	38	MOSS / MOSS	1:01.652	1:01.652	0.000
26	19	MACBRIDE / THOMPSON	41.979	19	MACBRIDE / THOMPSON	27.735	26	19	MACBRIDE / THOMP	1:09.714	1:09.785	0.071
27							27	167	PETTMAN / SAUNDEI		1:01.151	

Weather / Track : Cloudy / Dry

Results can be found at www.tsl-timing.com

Brands Hatch Indy
Circuit Length = 1.2079 miles
Start: 09:24 Flag 09:34 End: 09:35

Printed - 09:35 Saturday, 02 October 2021

BMCRC - MRO Championships 2021 - Rnd 6 @ Brands Hatch Indy

BMCRC-RKB F1 & F2 Sidecars

QUALIFYING - STATISTICS

Competitors Started 27
Planned Start 2021-10-02 @ 09:34:00.000
Actual Start 2021-10-02 @ 09:24:28.089
Finish Time 2021-10-02 @ 09:34:16.116
Track Length 1.2079mi.
Total Laps 230
Total Distance Covered 277.8274mi.

Session Fastest Lap History

NO	CL	NAME	LAP TIME	TIME OF DAY	LAP	VEHICLE
27	F1	KIRBY / KIRBY	1:00.070	09:25:55.375	1	ARS YAMAHA
73	F2	GOODIER / BROWN	59.751	09:25:55.541	1	LCR
117	F1	POTTINGER / DODD	57.916	09:25:56.801	1	LCR YAMAHA
62	F1	WRIGHT / BAILEY	56.976	09:25:58.765	1	RYDE YAMAHA
73	F2	GOODIER / BROWN	56.808	09:26:52.348	2	LCR
117	F1	POTTINGER / DODD	56.781	09:26:53.581	2	LCR YAMAHA
62	F1	WRIGHT / BAILEY	56.561	09:26:55.326	2	RYDE YAMAHA
25	F1	HOPE / MACLAURIN	56.546	09:26:57.662	2	LCR YAMAHA
32	F1	GUY / RANSLEY	55.563	09:27:16.014	2	LCR SUZUKI
25	F1	HOPE / MACLAURIN	54.846	09:27:52.506	3	LCR YAMAHA
117	F1	POTTINGER / DODD	54.409	09:29:40.697	5	LCR YAMAHA
32	F1	GUY / RANSLEY	52.614	09:29:58.653	5	LCR SUZUKI

Flag History

TYPE	TIME OF DAY
GREEN	09:24:28.089
FINISH	09:34:16.116

Flag Statistics

TYPE	COUNT	TOTAL LAPS	TOTAL TIME
Green	1	11	10:46.824
Red	0	0	0.000
Safety Car	0	0	0.000
FCY	0	0	0.000

Weather / Track : Cloudy / Dry

BMCRC - MRO Championships 2021 - Rnd 6 @ Brands Hatch Indy

BMCRC-RKB F1 & F2 Sidecars

QUALIFYING - STATISTICS

CLASS : F1

11 Starters

Fastest Lap History

NO	NAME	LAP TIME	TIME OF DAY	LAP	VEHICLE
27	KIRBY / KIRBY	1:00.070	09:25:55.375	1	ARS YAMAHA
117	POTTINGER / DODD	57.916	09:25:56.801	1	LCR YAMAHA
62	WRIGHT / BAILEY	56.976	09:25:58.765	1	RYDE YAMAHA
117	POTTINGER / DODD	56.781	09:26:53.581	2	LCR YAMAHA
62	WRIGHT / BAILEY	56.561	09:26:55.326	2	RYDE YAMAHA
25	HOPE / MACLAURIN	56.546	09:26:57.662	2	LCR YAMAHA
32	GUY / RANSLEY	55.563	09:27:16.014	2	LCR SUZUKI
25	HOPE / MACLAURIN	54.846	09:27:52.506	3	LCR YAMAHA
117	POTTINGER / DODD	54.409	09:29:40.697	5	LCR YAMAHA
32	GUY / RANSLEY	52.614	09:29:58.653	5	LCR SUZUKI

Weather / Track : Cloudy / Dry

Results can be found at www.tsl-timing.com

Page 2 of 3

Brands Hatch Indy
Circuit Length = 1.2079 miles
Start: 09:24 Flag 09:34 End: 09:35

Printed - 09:36 Saturday, 02 October 2021

BMCRC - MRO Championships 2021 - Rnd 6 @ Brands Hatch Indy

BMCRC-RKB F1 & F2 Sidecars

QUALIFYING - STATISTICS

CLASS : F2

16 Starters

Fastest Lap History

NO	NAME	LAP TIME	TIME OF DAY	LAP	VEHICLE
73	GOODIER / BROWN	59.751	09:25:55.541	1	LCR
46	SAUNDERS / HODGSON	59.081	09:26:12.849	1	Baker Hybrid HONDA
39	MOORE / DODD	58.669	09:26:14.687	1	IRESON HONDA
73	GOODIER / BROWN	56.808	09:26:52.348	2	LCR
73	GOODIER / BROWN	56.230	09:28:46.672	4	LCR
73	GOODIER / BROWN	55.438	09:29:42.161	5	LCR
125	GIBSON / MOORE	54.985	09:31:48.421	7	Shelbourne SUZUKI
125	GIBSON / MOORE	54.929	09:34:34.297	10	Shelbourne SUZUKI

Weather / Track : Cloudy / Dry

Results can be found at www.tsl-timing.com

Page 3 of 3

Brands Hatch Indy
Circuit Length = 1.2079 miles
Start: 09:24 Flag 09:34 End: 09:35

Printed - 09:36 Saturday, 02 October 2021

BMCRC - MRO Championships 2021 - Rnd 6 @ Brands Hatch Indy

BMCRC-RKB F1 & F2 Sidecars

RACE 4 - GRID (10 Laps)

ROW 14	28	188	BEST / STOREY	1:09.785	27	19	MACBRIDE / THOMPSON
ROW 13				1:01.652	26	38	MOSS / MOSS
							1:01.236
ROW 12	24	167	PETTMAN / SAUNDERS	1:01.151	23	41	RILEY / JAMES
							1:00.100
ROW 11				59.612	22	5	TAYLOR / HART
							59.241
ROW 10	20	66	LUMLEY / MORALEE	58.887	19	67	JEFFREY / FIELD
							58.500
ROW 9				58.361	18	964	ANDERSON / FAIRCLOUGH
							58.182
ROW 8	16	46	SAUNDERS / HODGSON	57.968	15	61	FORREST / McCAULEY
							57.664
ROW 7				57.416	14	58	EASTELL / GEDDES
							57.110
ROW 6	12	95	REMNANT / TILLEY	56.963	11	37	MORPHET / REILLY
							56.416
ROW 5				56.262	10	44	KING / SIGSWORTH
							56.031
ROW 4	8	73	GOODIER / BROWN	55.321	7	125	GIBSON / MOORE
							54.929
ROW 3				54.905	6	62	WRIGHT / BAILEY
							54.846
ROW 2	4	136	EDWARDS / EDWARDS	54.540	3	27	KIRBY / KIRBY
							53.386
ROW 1				53.227	2	117	POTTINGER / DODD
							52.614
					1	32	GUY / RANSLEY
							Pole

These results are provisional until the conclusion of any judicial and technical matters.

Brands Hatch Indy
Circuit Length = 1.2079 miles

Clerk Of Course :	Stewards :	Timekeeper : Alan Povey
-------------------	------------	-------------------------

Results can be found at www.tsl-timing.com

Printed - 09:37 Saturday, 02 October 2021





BMCRC - MRO Championships 2021 - Rnd 6 @ Brands Hatch Indy

BMCRC-RKB F1 & F2 Sidecars

RACE 4 - CLASSIFICATION

POS	NO	CL	PIC NAME	ENTRY	LAPS	TIME	GAP	DIFF	MPH	BEST	ON
1	25	F1	1 HOPE / MACLAURIN	LCR YAMAHA - Amr	3	3:07.313			69.64	1:00.018	2
2	32	F1	2 GUY / RANSLEY	LCR SUZUKI -	3	3:18.933	11.620	11.620	65.57	1:04.405	3
3	117	F1	3 POTTINGER / DODD	LCR YAMAHA - GB Precision Eng/Opal Fabrication	3	3:19.257	11.944	0.324	65.47	1:04.057	3
4	62	F1	4 WRIGHT / BAILEY	RYDE YAMAHA - Stainless Steel Designs Ltd.	3	3:20.285	12.972	1.028	65.13	1:04.083	3
5	136	F1	5 EDWARDS / EDWARDS	LCR SUZUKI - ECONOMY HEATING SERVICES	3	3:21.439	14.126	1.154	64.76	1:05.515	2
6	73	F2	1 GOODIER / BROWN	LCR - Rowtec Ltd	3	3:23.199	15.886	1.760	64.20	1:05.220	2
7	125	F2	2 GIBSON / MOORE	Shelbourne SUZUKI - GDM Logistics	3	3:26.205	18.892	3.006	63.26	1:05.812	2
8	44	F2	3 KING / SIGSWORTH	Lumley Ireson - T E Solutions uk	3	3:28.699	21.386	2.494	62.50	1:07.187	3
9	39	F2	4 MOORE / DODD	IRESON HONDA - LBS Racing/Team Stannard	3	3:31.753	24.440	3.054	61.60	1:07.509	2
10	41	F2	5 RILEY / JAMES	D D M - Finecut Developments	3	3:34.309	26.996	2.556	60.87	1:07.333	3
11	5	F2	6 TAYLOR / HART	SUZUKI -	3	3:36.297	28.984	1.988	60.31	1:07.902	3
12	58	F2	7 EASTELL / GEDDES	Shelbourne YAMAHA - Lee Eastell Engineering serv	3	3:37.591	30.278	1.294	59.95	1:09.473	3
13	95	F2	8 REMNANT / TILLEY	LUMLEY KAWASAKI -	3	3:39.093	31.780	1.502	59.54	1:09.366	2
14	22	F2	9 PEARSON / PARKER	LCR SUZUKI -	3	3:39.614	32.301	0.521	59.40	1:09.443	3
15	37	F2	10 MORPHET / REILLY	LCR SUZUKI -	3	3:41.428	34.115	1.814	58.91	1:10.311	3
16	38	F2	11 MOSS / MOSS	Shelbourne YAMAHA - LifeSafety Motorsport - Char	3	3:47.353	40.040	5.925	57.38	1:10.771	2
17	235	F2	12 DELAMARRE / SKINNER	LUMLEY KAWASAKI - Lumley Engineering	3	3:48.469	41.156	1.116	57.10	1:12.520	2
18	66	F2	13 LUMLEY / MORALEE	LUMLEY KAWASAKI - Lumley Engineering Ltd	3	3:49.511	42.198	1.042	56.84	1:13.682	2
19	67	F1	6 JEFFREY / FIELD	WINDLE - MJP racing	3	3:51.785	44.472	2.274	56.28	1:14.292	3
20	167	F2	14 PETTMAN / SAUNDERS	WINDLE 600 YAMAHA - Wesso Racing	3	3:52.388	45.075	0.603	56.13	1:13.460	2
21	61	F1	7 FORREST / McCAULEY	WRINN/TAYLOR YAMAHA - Tweedvale Motorcycle	3	3:56.684	49.371	4.296	55.11	1:14.354	3
22	19	F1	8 MACBRIDE / THOMPSON	LCR SUZUKI - Lifesafety Motorsport	3	4:18.593	1:11.280	21.909	50.44	1:21.744	2

NOT CLASSIFIED

NC	27*	F1	KIRBY / KIRBY	ARS YAMAHA - KRT	3	3:08.084	0.771		69.36	1:00.487	2
DNF	964	F2	ANDERSON / FAIRCLOUGH	LUMLEY KAWASAKI - mark kaye of durham	2	2:25.283	1 Lap	1 Lap	59.86	1:08.348	2

FASTEST LAP

	25	F1	HOPE / MACLAURIN	LCR YAMAHA - Amr	2	1:00.018			72.45 mph	116.60 kph	
	73	F2	GOODIER / BROWN	LCR - Rowtec Ltd	2	1:05.220			66.67 mph	107.30 kph	

* Sidecar 27 - Not classified

Class F1 - 92.5% of Race Speed = 64.41 mph

Class F2 - 92.5% of Race Speed = 59.38 mph

Weather / Track : Rain / Wet

These results are provisional until the conclusion of any judicial and technical matters.

Brands Hatch Indy: 1.2079 miles

Race Distance: 3 Laps / 3.62 miles

Start: 12:49 Flag 12:53 End: 12:54

Clerk Of Course :	Stewards :	Timekeeper : Alan Povey
-------------------	------------	-------------------------

Results can be found at www.tsl-timing.com

Printed - 12:58 Saturday, 02 October 2021



BMCRC - MRO Championships 2021 - Rnd 6 @ Brands Hatch Indy

BMCRC-RKB F1 & F2 Sidecars

RACE 4 - LAP CHART

LAP 1 @ 12:51:00.706			LAP 2 @ 12:52:00.847			LAP 3 @ 12:53:01.126		
NO	BEHIND	LAP TIME	NO	BEHIND	LAP TIME	NO	BEHIND	LAP TIME
27		1:06.893	25		1:00.018	25		1:00.279
25	0.123	1:07.016	27	0.346	1:00.487	27	0.771	1:00.704
32	2.401	1:09.294	32	7.494	1:05.234	32	11.620	1:04.405
136	3.391	1:10.284	117	8.166	1:04.328	117	11.944	1:04.057
117	3.979	1:10.872	136	8.765	1:05.515	62	12.972	1:04.083
62	5.154	1:12.047	62	9.168	1:04.155	136	14.126	1:05.640
73	5.176	1:12.069	73	10.255	1:05.220	73	15.886	1:05.910
125	6.419	1:13.312	125	12.090	1:05.812	125	18.892	1:07.081
44	6.996	1:13.889	44	14.478	1:07.623	44	21.386	1:07.187
39	8.517	1:15.410	39	15.885	1:07.509	39	24.440	1:08.834
964	10.042	1:16.935	964	18.249	1:08.348	41	26.996	1:07.333
58	10.769	1:17.662	41	19.942	1:08.964	5	28.984	1:07.902
41	11.119	1:18.012	58	21.084	1:10.456	58	30.278	1:09.473
5	11.700	1:18.593	5	21.361	1:09.802	95	31.780	1:09.943
95	12.891	1:19.784	95	22.116	1:09.366	22	32.301	1:09.443
37	12.983	1:19.876	22	23.137	1:09.896	37	34.115	1:10.311
22	13.382	1:20.275	37	24.083	1:11.241	38	40.040	1:13.834
66	14.306	1:21.199	38	26.485	1:10.771	235	41.156	1:12.811
38	15.855	1:22.748	66	27.847	1:13.682	66	42.198	1:14.630
67	15.999	1:22.892	235	28.624	1:12.520	67	44.472	1:14.292
235	16.245	1:23.138	67	30.459	1:14.601	167	45.075	1:13.998
167	18.037	1:24.930	167	31.356	1:13.460	61	49.371	1:14.354
61	20.769	1:27.662	61	35.296	1:14.668	19	1:11.280	1:24.232
19	25.724	1:32.617	19	47.327	1:21.744			

Weather / Track : Rain / Wet

Results can be found at www.tsl-timing.com

Brands Hatch Indy
Circuit Length = 1.2079 miles
Start: 12:49 Flag 12:53 End: 12:54

Printed - 12:59 Saturday, 02 October 2021

BMCRC - MRO Championships 2021 - Rnd 6 @ Brands Hatch Indy

BMCRC-RKB F1 & F2 Sidecars

RACE 4 - SECTOR ANALYSIS



SECTOR 1 = FL to I1, SECTOR 2 = I1 to FL, DIFF = Difference To Personal Best Lap, P = Crossed Finish Line in Pit Lane, D = Time Disallowed

P1	25 F1	HOPE / MACLAURIN	LCR YAMAHA - Amr			
IDEAL LAP TIME : 59.918		BEST LAP TIME : 1:00.018		DIFFERENCE : 0.100		
LAP	SECTOR 1	SECTOR 2	LAP TIME	MPH	DIFF	TIME OF DAY
1 -		24.788	1:07.016	64.88	6.998	12:51:00.829
2 -	35.151	24.867	1:00.018 (1)	72.45		12:52:00.847
3 -	35.512	24.767	1:00.279 (2)	72.14	0.261	12:53:01.126
P2	32 F1	GUY / RANSLEY	LCR SUZUKI -			
IDEAL LAP TIME : 1:04.405		BEST LAP TIME : 1:04.405		DIFFERENCE : 0.000		
LAP	SECTOR 1	SECTOR 2	LAP TIME	MPH	DIFF	TIME OF DAY
1 -		26.642	1:09.294	62.75	4.889	12:51:03.107
2 -	38.866	26.368	1:05.234 (2)	66.66	0.829	12:52:08.341
3 -	38.187	26.218	1:04.405 (1)	67.51		12:53:12.746
P3	117 F1	POTTINGER / DODD	LCR YAMAHA - GB Precision Eng/Opal Fabrication			
IDEAL LAP TIME : 1:03.890		BEST LAP TIME : 1:04.057		DIFFERENCE : 0.167		
LAP	SECTOR 1	SECTOR 2	LAP TIME	MPH	DIFF	TIME OF DAY
1 -		26.546	1:10.872	61.35	6.815	12:51:04.685
2 -	38.003	26.325	1:04.328 (2)	67.60	0.271	12:52:09.013
3 -	38.170	25.887	1:04.057 (1)	67.88		12:53:13.070
P4	62 F1	WRIGHT / BAILEY	RYDE YAMAHA - Stainless Steel Designs Ltd.			
IDEAL LAP TIME : 1:03.602		BEST LAP TIME : 1:04.083		DIFFERENCE : 0.481		
LAP	SECTOR 1	SECTOR 2	LAP TIME	MPH	DIFF	TIME OF DAY
1 -		26.375	1:12.047	60.35	7.964	12:51:05.860
2 -	37.753	26.402	1:04.155 (2)	67.78	0.072	12:52:10.015
3 -	38.234	25.849	1:04.083 (1)	67.85		12:53:14.098
P5	136 F1	EDWARDS / EDWARDS	LCR SUZUKI - ECONOMY HEATING SERVICES			
IDEAL LAP TIME : 1:04.643		BEST LAP TIME : 1:05.515		DIFFERENCE : 0.872		
LAP	SECTOR 1	SECTOR 2	LAP TIME	MPH	DIFF	TIME OF DAY
1 -		27.282	1:10.284	61.87	4.769	12:51:04.097
2 -	38.083	27.432	1:05.515 (1)	66.37		12:52:09.612
3 -	39.080	26.560	1:05.640 (2)	66.24	0.125	12:53:15.252
P6	73 F2	GOODIER / BROWN	LCR - Rowtec ltd			
IDEAL LAP TIME : 1:05.155		BEST LAP TIME : 1:05.220		DIFFERENCE : 0.065		
LAP	SECTOR 1	SECTOR 2	LAP TIME	MPH	DIFF	TIME OF DAY
1 -		27.347	1:12.069	60.33	6.849	12:51:05.882
2 -	37.924	27.296	1:05.220 (1)	66.67		12:52:11.102
3 -	38.679	27.231	1:05.910 (2)	65.97	0.690	12:53:17.012
P7	125 F2	GIBSON / MOORE	Shelbourne SUZUKI - GDM Logistics			
IDEAL LAP TIME : 1:05.812		BEST LAP TIME : 1:05.812		DIFFERENCE : 0.000		
LAP	SECTOR 1	SECTOR 2	LAP TIME	MPH	DIFF	TIME OF DAY
1 -		27.073	1:13.312	59.31	7.500	12:51:07.125
2 -	38.876	26.936	1:05.812 (1)	66.07		12:52:12.937
3 -	39.733	27.348	1:07.081 (2)	64.82	1.269	12:53:20.018
P8	44 F2	KING / SIGSWORTH	Lumley Ireson - T E Solutions uk			
IDEAL LAP TIME : 1:07.187		BEST LAP TIME : 1:07.187		DIFFERENCE : 0.000		
LAP	SECTOR 1	SECTOR 2	LAP TIME	MPH	DIFF	TIME OF DAY
1 -		27.240	1:13.889	58.85	6.702	12:51:07.702
2 -	40.625	26.998	1:07.623 (2)	64.30	0.436	12:52:15.325
3 -	40.289	26.898	1:07.187 (1)	64.72		12:53:22.512

Weather / Track : Rain / Wet

Brands Hatch Indy
Circuit Length = 1.2079 miles
Start: 12:49 Flag 12:53 End: 12:54

BMCRC - MRO Championships 2021 - Rnd 6 @ Brands Hatch Indy

BMCRC-RKB F1 & F2 Sidecars

RACE 4 - SECTOR ANALYSIS



SECTOR 1 = FL to I1, SECTOR 2 = I1 to FL, DIFF = Difference To Personal Best Lap, P = Crossed Finish Line in Pit Lane, D = Time Disallowed

P9 39 F2 MOORE / DODD		IRESON HONDA - LBS Racing/Team Stannard				
IDEAL LAP TIME : 1:07.509		BEST LAP TIME : 1:07.509		DIFFERENCE : 0.000		
LAP	SECTOR 1	SECTOR 2	LAP TIME	MPH	DIFF	TIME OF DAY
1 -		27.569	1:15.410	57.66	7.901	12:51:09.223
2 -	40.223	27.286	1:07.509 (1)	64.41		12:52:16.732
3 -	40.794	28.040	1:08.834 (2)	63.17	1.325	12:53:25.566

P10 41 F2 RILEY / JAMES		D D M - Finecut Developments				
IDEAL LAP TIME : 1:07.333		BEST LAP TIME : 1:07.333		DIFFERENCE : 0.000		
LAP	SECTOR 1	SECTOR 2	LAP TIME	MPH	DIFF	TIME OF DAY
1 -		28.014	1:18.012	55.74	10.679	12:51:11.825
2 -	41.489	27.475	1:08.964 (2)	63.05	1.631	12:52:20.789
3 -	40.499	26.834	1:07.333 (1)	64.58		12:53:28.122

P11 5 F2 TAYLOR / HART		SUZUKI -				
IDEAL LAP TIME : 1:07.902		BEST LAP TIME : 1:07.902		DIFFERENCE : 0.000		
LAP	SECTOR 1	SECTOR 2	LAP TIME	MPH	DIFF	TIME OF DAY
1 -		28.346	1:18.593	55.33	10.691	12:51:12.406
2 -	41.364	28.438	1:09.802 (2)	62.29	1.900	12:52:22.208
3 -	40.646	27.256	1:07.902 (1)	64.04		12:53:30.110

P12 58 F2 EASTELL / GEDDES		Shelbourne YAMAHA - Lee Eastell Engineering services ltd				
IDEAL LAP TIME : 1:09.427		BEST LAP TIME : 1:09.473		DIFFERENCE : 0.046		
LAP	SECTOR 1	SECTOR 2	LAP TIME	MPH	DIFF	TIME OF DAY
1 -		28.373	1:17.662	55.99	8.189	12:51:11.475
2 -	41.816	28.640	1:10.456 (2)	61.72	0.983	12:52:21.931
3 -	41.054	28.419	1:09.473 (1)	62.59		12:53:31.404

P13 95 F2 REMNANT / TILLEY		LUMLEY KAWASAKI -				
IDEAL LAP TIME : 1:09.366		BEST LAP TIME : 1:09.366		DIFFERENCE : 0.000		
LAP	SECTOR 1	SECTOR 2	LAP TIME	MPH	DIFF	TIME OF DAY
1 -		30.688	1:19.784	54.50	10.418	12:51:13.597
2 -	41.483	27.883	1:09.366 (1)	62.69		12:52:22.963
3 -	42.025	27.918	1:09.943 (2)	62.17	0.577	12:53:32.906

P14 22 F2 PEARSON / PARKER		LCR SUZUKI -				
IDEAL LAP TIME : 1:09.443		BEST LAP TIME : 1:09.443		DIFFERENCE : 0.000		
LAP	SECTOR 1	SECTOR 2	LAP TIME	MPH	DIFF	TIME OF DAY
1 -		29.365	1:20.275	54.17	10.832	12:51:14.088
2 -	41.592	28.304	1:09.896 (2)	62.21	0.453	12:52:23.984
3 -	41.257	28.186	1:09.443 (1)	62.62		12:53:33.427

P15 37 F2 MORPHET / REILLY		LCR SUZUKI -				
IDEAL LAP TIME : 1:10.222		BEST LAP TIME : 1:10.311		DIFFERENCE : 0.089		
LAP	SECTOR 1	SECTOR 2	LAP TIME	MPH	DIFF	TIME OF DAY
1 -		29.172	1:19.876	54.44	9.565	12:51:13.689
2 -	43.140	28.101	1:11.241 (2)	61.04	0.930	12:52:24.930
3 -	42.121	28.190	1:10.311 (1)	61.84		12:53:35.241

P16 38 F2 MOSS / MOSS		Shelbourne YAMAHA - LifeSafety Motorsport - CharlieMossRaci				
IDEAL LAP TIME : 1:10.656		BEST LAP TIME : 1:10.771		DIFFERENCE : 0.115		
LAP	SECTOR 1	SECTOR 2	LAP TIME	MPH	DIFF	TIME OF DAY
1 -		30.007	1:22.748	52.55	11.977	12:51:16.561
2 -	42.320	28.451	1:10.771 (1)	61.44		12:52:27.332
3 -	42.205	31.629	1:13.834 (2)	58.89	3.063	12:53:41.166

Weather / Track : Rain / Wet

Brands Hatch Indy
Circuit Length = 1.2079 miles
Start: 12:49 Flag 12:53 End: 12:54

BMCRC - MRO Championships 2021 - Rnd 6 @ Brands Hatch Indy

BMCRC-RKB F1 & F2 Sidecars

RACE 4 - SECTOR ANALYSIS



SECTOR 1 = FL to I1, SECTOR 2 = I1 to FL, DIFF = Difference To Personal Best Lap, P = Crossed Finish Line in Pit Lane, D = Time Disallowed

P17 235 F2 DELAMARRE / SKINNER		LUMLEY KAWASAKI - Lumley Engineering				
IDEAL LAP TIME : 1:12.520		BEST LAP TIME : 1:12.520		DIFFERENCE : 0.000		
LAP	SECTOR 1	SECTOR 2	LAP TIME	MPH	DIFF	TIME OF DAY
1 -		29.598	1:23.138	52.30	10.618	12:51:16.951
2 -	43.345	29.175	1:12.520 (1)	59.96		12:52:29.471
3 -	43.510	29.301	1:12.811 (2)	59.72	0.291	12:53:42.282

P18 66 F2 LUMLEY / MORALEE		LUMLEY KAWASAKI - Lumley Engineering Ltd				
IDEAL LAP TIME : 1:13.174		BEST LAP TIME : 1:13.682		DIFFERENCE : 0.508		
LAP	SECTOR 1	SECTOR 2	LAP TIME	MPH	DIFF	TIME OF DAY
1 -		29.360	1:21.199	53.55	7.517	12:51:15.012
2 -	43.949	29.733	1:13.682 (1)	59.01		12:52:28.694
3 -	45.405	29.225	1:14.630 (2)	58.26	0.948	12:53:43.324

P19 67 F1 JEFFREY / FIELD		WINDLE - MJP racing				
IDEAL LAP TIME : 1:13.055		BEST LAP TIME : 1:14.292		DIFFERENCE : 1.237		
LAP	SECTOR 1	SECTOR 2	LAP TIME	MPH	DIFF	TIME OF DAY
1 -		30.092	1:22.892	52.46	8.600	12:51:16.705
2 -	44.758	29.843	1:14.601 (2)	58.29	0.309	12:52:31.306
3 -	43.212	31.080	1:14.292 (1)	58.53		12:53:45.598

P20 167 F2 PETTMAN / SAUNDERS		WINDLE 600 YAMAHA - Wesso Racing				
IDEAL LAP TIME : 1:13.460		BEST LAP TIME : 1:13.460		DIFFERENCE : 0.000		
LAP	SECTOR 1	SECTOR 2	LAP TIME	MPH	DIFF	TIME OF DAY
1 -		30.066	1:24.930	51.20	11.470	12:51:18.743
2 -	43.590	29.870	1:13.460 (1)	59.19		12:52:32.203
3 -	43.838	30.160	1:13.998 (2)	58.76	0.538	12:53:46.201

P21 61 F1 FORREST / McCAULEY		WRINN/TAYLOR YAMAHA - Tweedvale Motorcycles				
IDEAL LAP TIME : 1:13.853		BEST LAP TIME : 1:14.354		DIFFERENCE : 0.501		
LAP	SECTOR 1	SECTOR 2	LAP TIME	MPH	DIFF	TIME OF DAY
1 -		31.971	1:27.662	49.60	13.308	12:51:21.475
2 -	45.460	29.208	1:14.668 (2)	58.23	0.314	12:52:36.143
3 -	44.645	29.709	1:14.354 (1)	58.48		12:53:50.497

P22 19 F1 MACBRIDE / THOMPSON		LCR SUZUKI - Lifesafety Motorsport				
IDEAL LAP TIME : 1:21.101		BEST LAP TIME : 1:21.744		DIFFERENCE : 0.643		
LAP	SECTOR 1	SECTOR 2	LAP TIME	MPH	DIFF	TIME OF DAY
1 -		32.288	1:32.617	46.95	10.873	12:51:26.430
2 -	48.813	32.931	1:21.744 (1)	53.19		12:52:48.174
3 -	49.200	35.032	1:24.232 (2)	51.62	2.488	12:54:12.406

P23 27 F1 KIRBY / KIRBY		ARS YAMAHA - KRT				
IDEAL LAP TIME : 1:00.246		BEST LAP TIME : 1:00.487		DIFFERENCE : 0.241		
LAP	SECTOR 1	SECTOR 2	LAP TIME	MPH	DIFF	TIME OF DAY
1 -		24.920	1:06.893	65.00	6.406	12:51:00.706
2 -	36.309	24.178	1:00.487 (1)	71.89		12:52:01.193
3 -	36.068	24.636	1:00.704 (2)	71.63	0.217	12:53:01.897

P24 964 F2 ANDERSON / FAIRCLOUGH		LUMLEY KAWASAKI - mark kaye of durham				
IDEAL LAP TIME : 1:08.348		BEST LAP TIME : 1:08.348		DIFFERENCE : 0.000		
LAP	SECTOR 1	SECTOR 2	LAP TIME	MPH	DIFF	TIME OF DAY
1 -		27.920	1:16.935	56.52	8.587	12:51:10.748
2 -	40.670	27.678	1:08.348 (1)	63.62		12:52:19.096

Weather / Track : Rain / Wet

Brands Hatch Indy
Circuit Length = 1.2079 miles
Start: 12:49 Flag 12:53 End: 12:54

BMCRC - MRO Championships 2021 - Rnd 6 @ Brands Hatch Indy

BMCRC-RKB F1 & F2 Sidecars

RACE 4 - BEST SECTORS

SECTOR 1			SECTOR 2			IDEAL / BEST COMPARISON						
POS	NO	NAME	TIME	NO	NAME	TIME	POS	NO	NAME	IDEAL	BEST	DIFF
									PERFECT LAP	59.329		
1	25	HOPE / MACLAURIN	35.151	27	KIRBY / KIRBY	24.178	1	25	HOPE / MACLAURIN	59.918	1:00.018	0.100
2	27	KIRBY / KIRBY	36.068	25	HOPE / MACLAURIN	24.767	2	27	KIRBY / KIRBY	1:00.246	1:00.487	0.241
3	62	WRIGHT / BAILEY	37.753	62	WRIGHT / BAILEY	25.849	3	62	WRIGHT / BAILEY	1:03.602	1:04.083	0.481
4	73	GOODIER / BROWN	37.924	117	POTTINGER / DODD	25.887	4	117	POTTINGER / DODD	1:03.890	1:04.057	0.167
5	117	POTTINGER / DODD	38.003	32	GUY / RANSLEY	26.218	5	32	GUY / RANSLEY	1:04.405	1:04.405	0.000
6	136	EDWARDS / EDWARDS	38.083	136	EDWARDS / EDWARDS	26.560	6	136	EDWARDS / EDWARDS	1:04.643	1:05.515	0.872
7	32	GUY / RANSLEY	38.187	41	RILEY / JAMES	26.834	7	73	GOODIER / BROWN	1:05.155	1:05.220	0.065
8	125	GIBSON / MOORE	38.876	44	KING / SIGSWORTH	26.898	8	125	GIBSON / MOORE	1:05.812	1:05.812	0.000
9	39	MOORE / DODD	40.223	125	GIBSON / MOORE	26.936	9	44	KING / SIGSWORTH	1:07.187	1:07.187	0.000
10	44	KING / SIGSWORTH	40.289	73	GOODIER / BROWN	27.231	10	41	RILEY / JAMES	1:07.333	1:07.333	0.000
11	41	RILEY / JAMES	40.499	5	TAYLOR / HART	27.256	11	39	MOORE / DODD	1:07.509	1:07.509	0.000
12	5	TAYLOR / HART	40.646	39	MOORE / DODD	27.286	12	5	TAYLOR / HART	1:07.902	1:07.902	0.000
13	964	ANDERSON / FAIRCLOUGH	40.670	964	ANDERSON / FAIRCLOUGH	27.678	13	964	ANDERSON / FAIRCLOUGH	1:08.348	1:08.348	0.000
14	58	EASTELL / GEDDES	41.054	95	REMNANT / TILLEY	27.883	14	95	REMNANT / TILLEY	1:09.366	1:09.366	0.000
15	22	PEARSON / PARKER	41.257	37	MORPHET / REILLY	28.101	15	58	EASTELL / GEDDES	1:09.427	1:09.473	0.046
16	95	REMNANT / TILLEY	41.483	22	PEARSON / PARKER	28.186	16	22	PEARSON / PARKER	1:09.443	1:09.443	0.000
17	37	MORPHET / REILLY	42.121	58	EASTELL / GEDDES	28.373	17	37	MORPHET / REILLY	1:10.222	1:10.311	0.089
18	38	MOSS / MOSS	42.205	38	MOSS / MOSS	28.451	18	38	MOSS / MOSS	1:10.656	1:10.771	0.115
19	67	JEFFREY / FIELD	43.212	235	DELAMARRE / SKINNER	29.175	19	235	DELAMARRE / SKINNER	1:12.520	1:12.520	0.000
20	235	DELAMARRE / SKINNER	43.345	61	FORREST / McCAULEY	29.208	20	67	JEFFREY / FIELD	1:13.055	1:14.292	1.237
21	167	PETTMAN / SAUNDERS	43.590	66	LUMLEY / MORALEE	29.225	21	66	LUMLEY / MORALEE	1:13.174	1:13.682	0.508
22	66	LUMLEY / MORALEE	43.949	67	JEFFREY / FIELD	29.843	22	167	PETTMAN / SAUNDERS	1:13.460	1:13.460	0.000
23	61	FORREST / McCAULEY	44.645	167	PETTMAN / SAUNDERS	29.870	23	61	FORREST / McCAULEY	1:13.853	1:14.354	0.501
24	19	MACBRIDE / THOMPSON	48.813	19	MACBRIDE / THOMPSON	32.288	24	19	MACBRIDE / THOMPSON	1:21.101	1:21.744	0.643

Weather / Track : Rain / Wet

Results can be found at www.tsl-timing.com

Brands Hatch Indy
Circuit Length = 1.2079 miles
Start: 12:49 Flag 12:53 End: 12:54

Printed - 12:59 Saturday, 02 October 2021

BMCRC - MRO Championships 2021 - Rnd 6 @ Brands Hatch Indy

BMCRC-RKB F1 & F2 Sidecars

RACE 4 - STATISTICS

Competitors Started 24
Planned Start 2021-10-02 @ 12:51:00.000
Actual Start 2021-10-02 @ 12:49:53.812
Finish Time 2021-10-02 @ 12:53:01.125
Track Length 1.2079mi.
Total Laps 71
Total Distance Covered 85.7641mi.

Session Fastest Lap History

NO	CL	NAME	LAP TIME	TIME OF DAY	LAP	VEHICLE
25	F1	HOPE / MACLAURIN	1:00.018	12:52:00.867	2	LCR YAMAHA

Session Leader History

NO	CL	NAME	FROM LAP	LAPS LED	DISTANCE	VEHICLE
27	F1	KIRBY / KIRBY	1	1	1.20 miles	ARS YAMAHA
25	F1	HOPE / MACLAURIN	2	2	2.41 miles	LCR YAMAHA

Flag History

TYPE	TIME OF DAY
GREEN	12:49:53.812
FINISH	12:53:01.125

Flag Statistics

TYPE	COUNT	TOTAL LAPS	TOTAL TIME
Green	1	3	5:05.231
Red	0	0	0.000
Safety Car	0	0	0.000
FCY	0	0	0.000

BMCRC - MRO Championships 2021 - Rnd 6 @ Brands Hatch Indy

BMCRC-RKB F1 & F2 Sidecars

RACE 4 - STATISTICS

CLASS : F1

9 Starters

Fastest Lap History

NO	NAME	LAP TIME	TIME OF DAY	LAP	VEHICLE
25	HOPE / MACLAURIN	1:00.018	12:52:00.867	2	LCR YAMAHA

Leader History

NO	NAME	FROM LAP	LAPS LED	DISTANCE	VEHICLE
27	KIRBY / KIRBY	1	1	1.20 miles	ARS YAMAHA
25	HOPE / MACLAURIN	2	2	2.41 miles	LCR YAMAHA

BMCRC - MRO Championships 2021 - Rnd 6 @ Brands Hatch Indy

BMCRC-RKB F1 & F2 Sidecars

RACE 4 - STATISTICS

CLASS : F2

15 Starters

Fastest Lap History

NO	NAME	LAP TIME	TIME OF DAY	LAP	VEHICLE
73	GOODIER / BROWN	1:05.220	12:52:11.123	2	LCR

Leader History

NO	NAME	FROM LAP	LAPS LED	DISTANCE	VEHICLE
73	GOODIER / BROWN	1	3	3.62 miles	LCR

BMCRC - MRO Championships 2021 - Rnd 6 @ Brands Hatch Indy

BMCRC-RKB F1 & F2 Sidecars

RACE 4 - GRID (12 Laps) - AMENDED

ROW 14	28	188	BEST / STOREY	27	121	LAWRENCE / HUGHES	
ROW 13		26	46	SAUNDERS / HODGSON	25	8	TAMPIN / DAVIES
ROW 12		24	19	MACBRIDE / THOMPSON	23	61	FORREST / McCAULEY
ROW 11			1:21.744			1:14.354	
ROW 11		22	67	JEFFREY / FIELD	21	66	LUMLEY / MORALEE
ROW 10			1:13.460			1:12.520	
ROW 10		20	167	PETTMAN / SAUNDERS	19	235	DELAMARRE / SKINNER
ROW 9			1:14.292			1:13.682	
ROW 9		18	38	MOSS / MOSS	17	37	MORPHET / REILLY
ROW 8			1:09.473			1:09.443	
ROW 8		16	58	EASTELL / GEDDES	15	22	PEARSON / PARKER
ROW 7			1:10.771			1:10.311	
ROW 7		14	95	REMNANT / TILLEY	13	964	ANDERSON / FAIRCLOUGH
ROW 6			1:07.902			1:07.509	
ROW 6		12	5	TAYLOR / HART	11	39	MOORE / DODD
ROW 5			1:07.333			1:07.187	
ROW 5		10	41	RILEY / JAMES	9	44	KING / SIGSWORTH
ROW 4			1:05.812			1:05.515	
ROW 4		8	125	GIBSON / MOORE	7	136	EDWARDS / EDWARDS
ROW 3			1:05.220			1:04.405	
ROW 3		6	73	GOODIER / BROWN	5	32	GUY / RANSLEY
ROW 2			1:04.083			1:04.057	
ROW 2		4	62	WRIGHT / BAILEY	3	117	POTTINGER / DODD
ROW 1			1:00.487			1:00.018	
ROW 1		2	27	KIRBY / KIRBY	1	25	HOPE / MACLAURIN
Pole							

These results are provisional until the conclusion of any judicial and technical matters.

Brands Hatch Indy
Circuit Length = 1.2079 miles

Clerk Of Course :	Stewards :	Timekeeper : Alan Povey
-------------------	------------	-------------------------

Results can be found at www.tsl-timing.com

Printed - 13:41 Saturday, 02 October 2021





BMCRC - MRO Championships 2021 - Rnd 6 @ Brands Hatch Indy

BMCRC-RKB F1 & F2 Sidecars

RACE 4 - CLASSIFICATION

POS	NO	CL	PIC NAME	ENTRY	LAPS	TIME	GAP	DIFF	MPH	BEST	ON	
1	117	F1	1	POTTINGER / DODD	LCR YAMAHA - GB Precision Eng/Opal Fabrication	12	10:47.370		80.60	52.414	5	
2	32	F1	2	GUY / RANSLEY	LCR SUZUKI -	12	10:56.604	9.234	79.47	52.707	6	
3	27	F1	3	KIRBY / KIRBY	ARS YAMAHA - KRT	12	11:01.132	13.762	4.528	78.93	53.310	4
4	62	F1	4	WRIGHT / BAILEY	RYDE YAMAHA - Stainless Steel Designs Ltd.	12	11:02.248	14.878	1.116	78.79	54.049	8
5	125	F2	1	GIBSON / MOORE	Shelbourne SUZUKI - GDM Logistics	12	11:03.397	16.027	1.149	78.66	53.821	6
6	136	F1	5	EDWARDS / EDWARDS	LCR SUZUKI - ECONOMY HEATING SERVICES	12	11:11.680	24.310	8.283	77.69	54.233	7
7	73	F2	2	GOODIER / BROWN	LCR - Rowtec Ltd	12	11:12.702	25.332	1.022	77.57	54.594	7
8	44	F2	3	KING / SIGSWORTH	Lumley Ireson - T E Solutions uk	12	11:17.528	30.158	4.826	77.02	55.098	3
9	39	F2	4	MOORE / DODD	IRESON HONDA - LBS Racing/Team Stannard	12	11:17.794	30.424	0.266	76.98	55.202	10
10	95	F2	5	REMNANT / TILLEY	LUMLEY KAWASAKI -	12	11:31.986	44.616	14.192	75.41	56.301	11
11	37	F2	6	MORPHET / REILLY	LCR SUZUKI -	12	11:32.175	44.805	0.189	75.39	55.867	11
12	58	F2	7	EASTELL / GEDDES	Shelbourne YAMAHA - Lee Eastell Engineering serv	12	11:32.926	45.556	0.751	75.30	56.133	11
13	22	F2	8	PEARSON / PARKER	LCR SUZUKI -	12	11:33.198	45.828	0.272	75.27	56.008	11
14	964	F2	9	ANDERSON / FAIRCLOUGH	LUMLEY KAWASAKI - mark kaye of durham	12	11:39.527	52.157	6.329	74.59	56.651	4
15	61	F1	6	FORREST / McCAULEY	WRINN/TAYLOR YAMAHA - Tweedvale Motorcycle	11	10:54.171	1 Lap	1 Lap	73.12	56.137	9
16	41	F2	10	RILEY / JAMES	D D M - Finecut Developments	11	10:55.511	1 Lap	1.340	72.97	56.894	10
17	46	F2	11	SAUNDERS / SAUNDERS	Baker Hybrid HONDA -	11	10:56.450	1 Lap	0.939	72.86	58.063	3
18	235	F2	12	DELAMARRE / SKINNER	LUMLEY KAWASAKI - Lumley Engineering	11	10:58.825	1 Lap	2.375	72.60	57.993	7
19	67*	F1	7	JEFFREY / FIELD	WINDLE - MJP racing	11	11:00.584	1 Lap	1.759	72.41	57.865	10
20	5	F2	13	TAYLOR / HART	SUZUKI -	11	11:01.153	1 Lap	0.569	72.35	57.565	9
21	66	F2	14	LUMLEY / MORALEE	LUMLEY KAWASAKI - Lumley Engineering Ltd	11	11:03.233	1 Lap	2.080	72.12	58.279	7
22	8	F1	8	TAMPIN / DAVIES	HONDA -	11	11:03.600	1 Lap	0.367	72.08	58.359	11
23	167	F2	15	PETTMAN / DAWKINS	WINDLE 600 YAMAHA - Wesso Racing	11	11:16.479	1 Lap	12.879	70.71	1:00.074	6
24	38	F2	16	MOSS / MOSS	Shelbourne YAMAHA - LifeSafety Motorsport - Char	10	10:56.303	2 Laps	1 Lap	66.25	1:02.254	3
25	19	F1	9	MACBRIDE / THOMPSON	LCR SUZUKI - Lifesafety Motorsport	10	11:36.076	2 Laps	39.773	62.47	1:07.201	5

NOT CLASSIFIED

DNF	121	F1		LAWRENCE / HUGHES	LCR YAMAHA - highfield transport, JHM autos	9	8:51.456	3 Laps	1 Lap	73.64	56.350	6
DNF	25	F1		HOPE / MACLAURIN	LCR YAMAHA - Amr	4	3:50.609	8 Laps	5 Laps	75.42	56.040	2

FASTEST LAP

	117	F1		POTTINGER / DODD	LCR YAMAHA - GB Precision Eng/Opal Fabrication	5	52.414		82.96 mph		133.52 kph	
	125	F2		GIBSON / MOORE	Shelbourne SUZUKI - GDM Logistics	6	53.821		80.79 mph		130.03 kph	

* Sidecar 67 - Please fit a working transponder

Weather / Track : Bright / Dry

These results are provisional until the conclusion of any judicial and technical matters.

Brands Hatch Indy: 1.2079 miles
Race Distance: 12 Laps / 14.49 miles
Start: 11:25 Flag 11:36 End: 11:37

Clerk Of Course :	Stewards :	Timekeeper : Alan Povey
-------------------	------------	-------------------------

Results can be found at www.tsl-timing.com

Printed - 11:38 Sunday, 03 October 2021



BMCRC - MRO Championships 2021 - Rnd 6 @ Brands Hatch Indy

BMCRC-RKB F1 & F2 Sidecars

RACE 4 - LAP CHART

LAP 1 @ 11:26:50.313			LAP 2 @ 11:27:45.107			LAP 3 @ 11:28:38.474			LAP 4 @ 11:29:31.026			LAP 5 @ 11:30:23.440		
NO	BEHIND	LAP TIME	NO	BEHIND	LAP TIME	NO	BEHIND	LAP TIME	NO	BEHIND	LAP TIME	NO	BEHIND	LAP TIME
62		1:01.826	62		54.794	117		52.881	117		52.552	117		52.414
25	0.148	1:01.974	117	0.486	54.859	62	1.507	54.874	32	2.807	52.979	32	5.539	55.146
73	0.206	1:02.032	25	1.394	56.040	32	2.380	53.679	62	3.266	54.311	62	5.678	54.826
27	0.319	1:02.145	125	1.517	55.536	125	2.480	54.330	125	4.331	54.403	125	6.294	54.377
117	0.421	1:02.247	73	1.729	56.317	27	4.233	55.582	27	4.991	53.310	27	6.833	54.256
125	0.775	1:02.601	27	2.018	56.493	25	4.341	56.314	136	7.836	56.003	19	1 Lap	1:08.085
136	1.675	1:03.501	32	2.068	54.880	136	4.385	55.131	73	7.945	55.542	73	10.391	54.860
32	1.982	1:03.808	136	2.621	55.740	73	4.955	56.593	25	8.070	56.281	136	10.716	55.294
44	2.118	1:03.944	44	3.766	56.442	44	5.497	55.098	44	8.672	55.727	39	12.358	55.694
39	3.299	1:05.125	39	4.242	55.737	39	6.424	55.549	39	9.078	55.206	44	12.539	56.281
95	3.852	1:05.678	95	6.264	57.206	95	9.859	56.962	95	13.784	56.477	95	18.748	57.378
37	4.289	1:06.115	37	6.609	57.114	37	10.525	57.283	37	14.838	56.865	37	19.024	56.600
964	4.548	1:06.374	964	7.478	57.724	964	11.297	57.186	964	15.396	56.651	964	19.843	56.861
58	4.803	1:06.629	58	7.657	57.648	58	11.562	57.272	58	15.712	56.702	58	20.309	57.011
22	5.716	1:07.542	22	8.950	58.028	22	13.555	57.972	22	18.095	57.092	22	22.247	56.566
41	6.053	1:07.879	46	9.575	58.179	46	14.271	58.063	46	19.970	58.251	46	25.692	58.136
46	6.190	1:08.016	5	11.063	59.364	5	16.199	58.503	5	22.187	58.540	121	28.104	57.523
5	6.493	1:08.319	67	11.619	59.570	67	17.530	59.278	121	22.995	57.259	5	28.645	58.872
67	6.843	1:08.669	66	12.088	59.232	41	17.937	58.910	67	24.378	59.400	67	31.319	59.355
61	7.034	1:08.860	41	12.394	1:01.135	121	18.288	58.595	41	24.651	59.266	41	31.712	59.475
235	7.518	1:09.344	235	12.930	1:00.206	235	18.923	59.360	235	25.944	59.573	235	31.775	58.245
66	7.650	1:09.476	121	13.060	1:00.046	66	19.232	1:00.511	61	26.149	59.345	61	32.024	58.289
121	7.808	1:09.634	61	13.432	1:01.192	61	19.356	59.291	8	26.760	59.235	8	32.894	58.548
167	8.900	1:10.726	8	14.812	1:00.596	8	20.077	58.632	66	27.678	1:00.998	66	35.117	59.853
8	9.010	1:10.836	167	14.976	1:00.870	167	21.809	1:00.200	167	29.704	1:00.447	167	37.693	1:00.403
38	11.092	1:12.918	38	19.722	1:03.424	38	28.609	1:02.254	38	38.855	1:02.798	38	50.904	1:04.463
19	16.799	1:18.625	19	31.367	1:09.362	19	45.557	1:07.557						

Weather / Track : Bright / Dry

Brands Hatch Indy
 Circuit Length = 1.2079 miles
 Start: 11:25 Flag 11:36 End: 11:37

BMCRC - MRO Championships 2021 - Rnd 6 @ Brands Hatch Indy

BMCRC-RKB F1 & F2 Sidecars

RACE 4 - LAP CHART

LAP 6 @ 11:31:15.863			LAP 7 @ 11:32:08.424			LAP 8 @ 11:33:01.065			LAP 9 @ 11:33:55.463			LAP 10 @ 11:34:49.396		
NO	BEHIND	LAP TIME	NO	BEHIND	LAP TIME	NO	BEHIND	LAP TIME	NO	BEHIND	LAP TIME	NO	BEHIND	LAP TIME
117		52.423	117		52.561	117		52.641	117		54.398	117		53.933
32	5.823	52.707	32	7.974	54.712	167	1 Lap	1:00.466	66	1 Lap	1:00.170	235	1 Lap	59.179
62	7.387	54.132	62	9.595	54.769	32	8.965	53.632	8	1 Lap	1:01.327	41	1 Lap	58.132
125	7.692	53.821	125	9.720	54.589	62	11.003	54.049	19	2 Laps	1:11.285	67	1 Lap	58.907
27	7.939	53.529	27	9.822	54.444	27	11.265	54.084	167	1 Lap	1:00.930	66	1 Lap	58.828
73	13.854	55.886	38	1 Lap	1:04.422	125	11.688	54.609	32	8.304	53.737	8	1 Lap	59.004
136	14.323	56.030	73	15.887	54.594	136	18.401	55.047	62	10.837	54.232	32	8.074	53.703
44	16.289	56.173	136	15.995	54.233	73	18.643	55.397	27	10.954	54.087	62	11.751	54.847
39	16.519	56.584	44	19.077	55.349	44	22.199	55.763	125	11.924	54.634	27	11.922	54.901
19	1 Lap	1:07.201	39	19.803	55.845	38	1 Lap	1:04.904	136	18.681	54.678	125	13.440	55.449
95	23.619	57.294	95	28.648	57.590	39	22.721	55.559	73	19.471	55.226	167	1 Lap	1:00.944
37	23.800	57.199	37	29.110	57.871	95	32.972	56.965	44	23.428	55.627	19	2 Laps	1:08.537
964	24.227	56.807	964	29.312	57.646	37	33.269	56.800	39	24.298	55.975	136	19.717	54.969
58	24.918	57.032	58	29.867	57.510	964	33.687	57.016	95	35.225	56.651	73	20.906	55.368
22	26.657	56.833	22	30.695	56.599	58	33.960	56.734	38	1 Lap	1:07.206	44	24.661	55.166
46	31.453	58.184	121	37.335	57.865	22	34.459	56.405	37	35.536	56.665	39	25.567	55.202
121	32.031	56.350	46	38.875	59.983	121	41.568	56.874	964	35.981	56.692	95	38.044	56.752
5	33.822	57.600	5	39.754	58.493	46	44.813	58.579	58	36.112	56.550	37	38.730	57.127
235	37.956	58.604	19	1 Lap	1:08.984	5	45.325	58.212	22	36.589	56.528	58	39.146	56.967
41	38.133	58.844	235	43.388	57.993	61	49.296	58.286	121	44.480	57.310	964	39.367	57.319
61	39.231	59.630	41	43.529	57.957	235	49.481	58.734	5	48.492	57.565	22	39.506	56.850
67	39.472	1:00.576	61	43.651	56.981	41	50.572	59.684	46	50.310	59.895	38	1 Lap	1:06.464
8	40.091	59.620	67	45.469	58.558	67	53.185	1:00.357	61	51.035	56.137	5	52.637	58.078
66	41.364	58.670	8	46.405	58.875									
167	45.344	1:00.074	66	47.082	58.279									

Weather / Track : Bright / Dry

Brands Hatch Indy
Circuit Length = 1.2079 miles
Start: 11:25 Flag 11:36 End: 11:37

BMCRC - MRO Championships 2021 - Rnd 6 @ Brands Hatch Indy

BMCRC-RKB F1 & F2 Sidecars

RACE 4 - LAP CHART

LAP 11 @ 11:35:42.250			LAP 12 @ 11:36:35.857		
NO	BEHIND	LAP TIME	NO	BEHIND	LAP TIME
117		52.854	117		53.607
46	1 Lap	59.045	61	1 Lap	57.684
61	1 Lap	58.476	41	1 Lap	57.335
41	1 Lap	56.894	38	2 Laps	1:07.450
235	1 Lap	58.754	46	1 Lap	1:00.119
32	8.755	53.535	32	9.234	54.086
67	1 Lap	57.865	235	1 Lap	58.833
66	1 Lap	58.737	67	1 Lap	58.049
8	1 Lap	58.568	27	13.762	54.551
27	12.818	53.750	5	1 Lap	1:07.607
62	13.691	54.794	62	14.878	54.794
125	14.966	54.380	66	1 Lap	58.479
167	1 Lap	1:00.725	125	16.027	54.668
136	23.116	56.253	8	1 Lap	58.359
73	23.661	55.609	136	24.310	54.801
44	28.119	56.312	73	25.332	55.278
39	28.336	55.623	167	1 Lap	1:00.694
19	2 Laps	1:08.140	44	30.158	55.646
95	41.491	56.301	39	30.424	55.695
37	41.743	55.867	95	44.616	56.732
58	42.425	56.133	37	44.805	56.669
22	42.660	56.008	58	45.556	56.738
964	44.211	57.698	22	45.828	56.775
			19	2 Laps	1:08.300
			964	52.157	1:01.553

Weather / Track : Bright / Dry

Results can be found at www.tsl-timing.com

Page 3 of 3

Brands Hatch Indy
Circuit Length = 1.2079 miles
Start: 11:25 Flag 11:36 End: 11:37

Printed - 11:39 Sunday, 03 October 2021

BMCRC - MRO Championships 2021 - Rnd 6 @ Brands Hatch Indy

BMCRC-RKB F1 & F2 Sidecars

RACE 4 - SECTOR ANALYSIS



SECTOR 1 = FL to I1, SECTOR 2 = I1 to FL, DIFF = Difference To Personal Best Lap, P = Crossed Finish Line in Pit Lane, D = Time Disallowed

P1 117 F1		POTTINGER / DODD		LCR YAMAHA - GB Precision Eng/Opal Fabrication		
IDEAL LAP TIME : 52.295		BEST LAP TIME : 52.414		DIFFERENCE : 0.119		
LAP	SECTOR 1	SECTOR 2	LAP TIME	MPH	DIFF	TIME OF DAY
1 -		21.945	1:02.247	69.86	9.833	11:26:50.734
2 -	33.178	21.681	54.859	79.26	2.445	11:27:45.593
3 -	31.727	21.154	52.881	82.23	0.467	11:28:38.474
4 -	31.516	21.036	52.552 (3)	82.74	0.138	11:29:31.026
5 -	31.319	21.095	52.414 (1)	82.96		11:30:23.440
6 -	31.447	20.976	52.423 (2)	82.95	0.009	11:31:15.863
7 -	31.538	21.023	52.561	82.73	0.147	11:32:08.424
8 -	31.536	21.105	52.641	82.60	0.227	11:33:01.065
9 -	31.367	23.031	54.398	79.94	1.984	11:33:55.463
10 -	32.419	21.514	53.933	80.62	1.519	11:34:49.396
11 -	31.426	21.428	52.854	82.27	0.440	11:35:42.250
12 -	32.372	21.235	53.607	81.12	1.193	11:36:35.857

P2 32 F1		GUY / RANSLEY		LCR SUZUKI -		
IDEAL LAP TIME : 52.485		BEST LAP TIME : 52.707		DIFFERENCE : 0.222		
LAP	SECTOR 1	SECTOR 2	LAP TIME	MPH	DIFF	TIME OF DAY
1 -		22.507	1:03.808	68.15	11.101	11:26:52.295
2 -	32.703	22.177	54.880	79.23	2.173	11:27:47.175
3 -	32.355	21.324	53.679	81.01	0.972	11:28:40.854
4 -	31.722	21.257	52.979 (2)	82.08	0.272	11:29:33.833
5 -	31.525	23.621	55.146	78.85	2.439	11:30:28.979
6 -	31.228	21.479	52.707 (1)	82.50		11:31:21.686
7 -	31.983	22.729	54.712	79.48	2.005	11:32:16.398
8 -	31.951	21.681	53.632	81.08	0.925	11:33:10.030
9 -	31.858	21.879	53.737	80.92	1.030	11:34:03.767
10 -	32.164	21.539	53.703	80.97	0.996	11:34:57.470
11 -	31.998	21.537	53.535 (3)	81.22	0.828	11:35:51.005
12 -	32.118	21.968	54.086	80.40	1.379	11:36:45.091

P3 27 F1		KIRBY / KIRBY		ARS YAMAHA - KRT		
IDEAL LAP TIME : 53.087		BEST LAP TIME : 53.310		DIFFERENCE : 0.223		
LAP	SECTOR 1	SECTOR 2	LAP TIME	MPH	DIFF	TIME OF DAY
1 -		22.653	1:02.145	69.97	8.835	11:26:50.632
2 -	33.992	22.501	56.493	76.97	3.183	11:27:47.125
3 -	33.429	22.153	55.582	78.23	2.272	11:28:42.707
4 -	31.747	21.563	53.310 (1)	81.57		11:29:36.017
5 -	31.983	22.273	54.256	80.14	0.946	11:30:30.273
6 -	32.098	21.431	53.529 (2)	81.23	0.219	11:31:23.802
7 -	32.203	22.241	54.444	79.87	1.134	11:32:18.246
8 -	32.532	21.552	54.084	80.40	0.774	11:33:12.330
9 -	32.324	21.763	54.087	80.40	0.777	11:34:06.417
10 -	32.685	22.216	54.901	79.20	1.591	11:35:01.318
11 -	32.410	21.340	53.750 (3)	80.90	0.440	11:35:55.068
12 -	33.114	21.437	54.551	79.71	1.241	11:36:49.619

Weather / Track : Bright / Dry

Brands Hatch Indy
Circuit Length = 1.2079 miles
Start: 11:25 Flag 11:36 End: 11:37

BMCRC - MRO Championships 2021 - Rnd 6 @ Brands Hatch Indy

BMCRC-RKB F1 & F2 Sidecars

RACE 4 - SECTOR ANALYSIS



SECTOR 1 = FL to I1, SECTOR 2 = I1 to FL, DIFF = Difference To Personal Best Lap, P = Crossed Finish Line in Pit Lane, D = Time Disallowed

P4 62 F1		WRIGHT / BAILEY		RYDE YAMAHA - Stainless Steel Designs Ltd.		
IDEAL LAP TIME : 53.728		BEST LAP TIME : 54.049		DIFFERENCE : 0.321		
LAP	SECTOR 1	SECTOR 2	LAP TIME	MPH	DIFF	TIME OF DAY
1 -		22.689	1:01.826	70.33	7.777	11:26:50.313
2 -	32.825	21.969	54.794	79.36	0.745	11:27:45.107
3 -	32.910	21.964	54.874	79.24	0.825	11:28:39.981
4 -	32.403	21.908	54.311	80.06	0.262	11:29:34.292
5 -	32.111	22.715	54.826	79.31	0.777	11:30:29.118
6 -	32.181	21.951	54.132 (2)	80.33	0.083	11:31:23.250
7 -	32.193	22.576	54.769	79.39	0.720	11:32:18.019
8 -	32.000	22.049	54.049 (1)	80.45		11:33:12.068
9 -	32.422	21.810	54.232 (3)	80.18	0.183	11:34:06.300
10 -	32.691	22.156	54.847	79.28	0.798	11:35:01.147
11 -	33.066	21.728	54.794	79.36	0.745	11:35:55.941
12 -	32.736	22.058	54.794	79.36	0.745	11:36:50.735

P5 125 F2		GIBSON / MOORE		Shelbourne SUZUKI - GDM Logistics		
IDEAL LAP TIME : 53.782		BEST LAP TIME : 53.821		DIFFERENCE : 0.039		
LAP	SECTOR 1	SECTOR 2	LAP TIME	MPH	DIFF	TIME OF DAY
1 -		22.908	1:02.601	69.46	8.780	11:26:51.088
2 -	33.518	22.018	55.536	78.30	1.715	11:27:46.624
3 -	32.304	22.026	54.330 (2)	80.04	0.509	11:28:40.954
4 -	32.617	21.786	54.403	79.93	0.582	11:29:35.357
5 -	32.198	22.179	54.377 (3)	79.97	0.556	11:30:29.734
6 -	32.114	21.707	53.821 (1)	80.79		11:31:23.555
7 -	32.075	22.514	54.589	79.66	0.768	11:32:18.144
8 -	32.709	21.900	54.609	79.63	0.788	11:33:12.753
9 -	32.690	21.944	54.634	79.59	0.813	11:34:07.387
10 -	33.323	22.126	55.449	78.42	1.628	11:35:02.836
11 -	32.537	21.843	54.380	79.96	0.559	11:35:57.216
12 -	32.329	22.339	54.668	79.54	0.847	11:36:51.884

P6 136 F1		EDWARDS / EDWARDS		LCR SUZUKI - ECONOMY HEATING SERVICES		
IDEAL LAP TIME : 54.112		BEST LAP TIME : 54.233		DIFFERENCE : 0.121		
LAP	SECTOR 1	SECTOR 2	LAP TIME	MPH	DIFF	TIME OF DAY
1 -		22.533	1:03.501	68.48	9.268	11:26:51.988
2 -	33.371	22.369	55.740	78.01	1.507	11:27:47.728
3 -	33.014	22.117	55.131	78.87	0.898	11:28:42.859
4 -	33.324	22.679	56.003	77.64	1.770	11:29:38.862
5 -	33.211	22.083	55.294	78.64	1.061	11:30:34.156
6 -	33.763	22.267	56.030	77.61	1.797	11:31:30.186
7 -	32.679	21.554	54.233 (1)	80.18		11:32:24.419
8 -	33.051	21.996	55.047	78.99	0.814	11:33:19.466
9 -	32.558	22.120	54.678 (2)	79.53	0.445	11:34:14.144
10 -	32.858	22.111	54.969	79.11	0.736	11:35:09.113
11 -	34.316	21.937	56.253	77.30	2.020	11:36:05.366
12 -	32.864	21.937	54.801 (3)	79.35	0.568	11:37:00.167

Weather / Track : Bright / Dry

Brands Hatch Indy
Circuit Length = 1.2079 miles
Start: 11:25 Flag 11:36 End: 11:37

BMCRC - MRO Championships 2021 - Rnd 6 @ Brands Hatch Indy

BMCRC-RKB F1 & F2 Sidecars

RACE 4 - SECTOR ANALYSIS



SECTOR 1 = FL to I1, SECTOR 2 = I1 to FL, DIFF = Difference To Personal Best Lap, P = Crossed Finish Line in Pit Lane, D = Time Disallowed

P7 73 F2 GOODIER / BROWN			LCR - Rowtec Ltd			
IDEAL LAP TIME : 54.385		BEST LAP TIME : 54.594		DIFFERENCE : 0.209		
LAP	SECTOR 1	SECTOR 2	LAP TIME	MPH	DIFF	TIME OF DAY
1 -		22.696	1:02.032	70.10	7.438	11:26:50.519
2 -	34.051	22.266	56.317	77.21	1.723	11:27:46.836
3 -	34.806	21.787	56.593	76.83	1.999	11:28:43.429
4 -	33.183	22.359	55.542	78.29	0.948	11:29:38.971
5 -	32.949	21.911	54.860 (2)	79.26	0.266	11:30:33.831
6 -	33.790	22.096	55.886	77.81	1.292	11:31:29.717
7 -	32.598	21.996	54.594 (1)	79.65		11:32:24.311
8 -	32.969	22.428	55.397	78.49	0.803	11:33:19.708
9 -	33.309	21.917	55.226 (3)	78.74	0.632	11:34:14.934
10 -	33.379	21.989	55.368	78.54	0.774	11:35:10.302
11 -	33.523	22.086	55.609	78.19	1.015	11:36:05.911
12 -	33.362	21.916	55.278	78.66	0.684	11:37:01.189

P8 44 F2 KING / SIGSWORTH			Lumley Ireson - T E Solutions uk			
IDEAL LAP TIME : 54.671		BEST LAP TIME : 55.098		DIFFERENCE : 0.427		
LAP	SECTOR 1	SECTOR 2	LAP TIME	MPH	DIFF	TIME OF DAY
1 -		22.887	1:03.944	68.00	8.846	11:26:52.431
2 -	33.832	22.610	56.442	77.04	1.344	11:27:48.873
3 -	33.131	21.967	55.098 (1)	78.92		11:28:43.971
4 -	33.336	22.391	55.727	78.03	0.629	11:29:39.698
5 -	33.949	22.332	56.281	77.26	1.183	11:30:35.979
6 -	33.813	22.360	56.173	77.41	1.075	11:31:32.152
7 -	32.858	22.491	55.349 (3)	78.56	0.251	11:32:27.501
8 -	32.704	23.059	55.763	77.98	0.665	11:33:23.264
9 -	33.015	22.612	55.627	78.17	0.529	11:34:18.891
10 -	32.877	22.289	55.166 (2)	78.82	0.068	11:35:14.057
11 -	33.801	22.511	56.312	77.22	1.214	11:36:10.369
12 -	33.226	22.420	55.646	78.14	0.548	11:37:06.015

P9 39 F2 MOORE / DODD			IRESON HONDA - LBS Racing/Team Stannard			
IDEAL LAP TIME : 55.011		BEST LAP TIME : 55.202		DIFFERENCE : 0.191		
LAP	SECTOR 1	SECTOR 2	LAP TIME	MPH	DIFF	TIME OF DAY
1 -		23.747	1:05.125	66.77	9.923	11:26:53.612
2 -	33.473	22.264	55.737	78.02	0.535	11:27:49.349
3 -	33.354	22.195	55.549 (3)	78.28	0.347	11:28:44.898
4 -	32.816	22.390	55.206 (2)	78.77	0.004	11:29:40.104
5 -	33.145	22.549	55.694	78.08	0.492	11:30:35.798
6 -	34.073	22.511	56.584	76.85	1.382	11:31:32.382
7 -	33.320	22.525	55.845	77.86	0.643	11:32:28.227
8 -	33.132	22.427	55.559	78.27	0.357	11:33:23.786
9 -	33.397	22.578	55.975	77.68	0.773	11:34:19.761
10 -	32.875	22.327	55.202 (1)	78.77		11:35:14.963
11 -	33.207	22.416	55.623	78.17	0.421	11:36:10.586
12 -	33.388	22.307	55.695	78.07	0.493	11:37:06.281

Weather / Track : Bright / Dry

Brands Hatch Indy
Circuit Length = 1.2079 miles
Start: 11:25 Flag 11:36 End: 11:37

BMCRC - MRO Championships 2021 - Rnd 6 @ Brands Hatch Indy

BMCRC-RKB F1 & F2 Sidecars

RACE 4 - SECTOR ANALYSIS



SECTOR 1 = FL to I1, SECTOR 2 = I1 to FL, DIFF = Difference To Personal Best Lap, P = Crossed Finish Line in Pit Lane, D = Time Disallowed

P10 95 F2 REMNANT / TILLEY			LUMLEY KAWASAKI -			
IDEAL LAP TIME : 56.134		BEST LAP TIME : 56.301		DIFFERENCE : 0.167		
LAP	SECTOR 1	SECTOR 2	LAP TIME	MPH	DIFF	TIME OF DAY
1 -		23.348	1:05.678	66.21	9.377	11:26:54.165
2 -	34.287	22.919	57.206	76.01	0.905	11:27:51.371
3 -	34.150	22.812	56.962	76.34	0.661	11:28:48.333
4 -	33.903	22.574	56.477 (2)	76.99	0.176	11:29:44.810
5 -	34.453	22.925	57.378	75.78	1.077	11:30:42.188
6 -	34.409	22.885	57.294	75.89	0.993	11:31:39.482
7 -	34.745	22.845	57.590	75.50	1.289	11:32:37.072
8 -	34.211	22.754	56.965	76.33	0.664	11:33:34.037
9 -	33.746	22.905	56.651 (3)	76.76	0.350	11:34:30.688
10 -	34.185	22.567	56.752	76.62	0.451	11:35:27.440
11 -	33.841	22.460	56.301 (1)	77.23		11:36:23.741
12 -	33.674	23.058	56.732	76.65	0.431	11:37:20.473

P11 37 F2 MORPHET / REILLY			LCR SUZUKI -			
IDEAL LAP TIME : 55.836		BEST LAP TIME : 55.867		DIFFERENCE : 0.031		
LAP	SECTOR 1	SECTOR 2	LAP TIME	MPH	DIFF	TIME OF DAY
1 -		23.603	1:06.115	65.77	10.248	11:26:54.602
2 -	34.237	22.877	57.114	76.13	1.247	11:27:51.716
3 -	34.174	23.109	57.283	75.91	1.416	11:28:48.999
4 -	34.017	22.848	56.865	76.47	0.998	11:29:45.864
5 -	33.701	22.899	56.600 (2)	76.83	0.733	11:30:42.464
6 -	34.334	22.865	57.199	76.02	1.332	11:31:39.663
7 -	34.842	23.029	57.871	75.14	2.004	11:32:37.534
8 -	33.964	22.836	56.800	76.55	0.933	11:33:34.334
9 -	33.596	23.069	56.665 (3)	76.74	0.798	11:34:30.999
10 -	34.007	23.120	57.127	76.12	1.260	11:35:28.126
11 -	33.627	22.240	55.867 (1)	77.83		11:36:23.993
12 -	33.612	23.057	56.669	76.73	0.802	11:37:20.662

P12 58 F2 EASTELL / GEDDES			Shelbourne YAMAHA - Lee Eastell Engineering services ltd			
IDEAL LAP TIME : 55.752		BEST LAP TIME : 56.133		DIFFERENCE : 0.381		
LAP	SECTOR 1	SECTOR 2	LAP TIME	MPH	DIFF	TIME OF DAY
1 -		23.778	1:06.629	65.26	10.496	11:26:55.116
2 -	34.795	22.853	57.648	75.43	1.515	11:27:52.764
3 -	34.318	22.954	57.272	75.92	1.139	11:28:50.036
4 -	34.143	22.559	56.702 (3)	76.69	0.569	11:29:46.738
5 -	34.343	22.668	57.011	76.27	0.878	11:30:43.749
6 -	34.069	22.963	57.032	76.24	0.899	11:31:40.781
7 -	34.972	22.538	57.510	75.61	1.377	11:32:38.291
8 -	33.886	22.848	56.734	76.64	0.601	11:33:35.025
9 -	33.886	22.664	56.550 (2)	76.89	0.417	11:34:31.575
10 -	33.939	23.028	56.967	76.33	0.834	11:35:28.542
11 -	33.437	22.696	56.133 (1)	77.46		11:36:24.675
12 -	33.214	23.524	56.738	76.64	0.605	11:37:21.413

BMCRC - MRO Championships 2021 - Rnd 6 @ Brands Hatch Indy

BMCRC-RKB F1 & F2 Sidecars

RACE 4 - SECTOR ANALYSIS



SECTOR 1 = FL to I1, SECTOR 2 = I1 to FL, DIFF = Difference To Personal Best Lap, P = Crossed Finish Line in Pit Lane, D = Time Disallowed

P13 22 F2 PEARSON / PARKER			LCR SUZUKI -			
IDEAL LAP TIME : 55.774		BEST LAP TIME : 56.008		DIFFERENCE : 0.234		
LAP	SECTOR 1	SECTOR 2	LAP TIME	MPH	DIFF	TIME OF DAY
1 -		24.077	1:07.542	64.38	11.534	11:26:56.029
2 -	34.959	23.069	58.028	74.93	2.020	11:27:54.057
3 -	35.047	22.925	57.972	75.01	1.964	11:28:52.029
4 -	34.284	22.808	57.092	76.16	1.084	11:29:49.121
5 -	33.968	22.598	56.566	76.87	0.558	11:30:45.687
6 -	33.870	22.963	56.833	76.51	0.825	11:31:42.520
7 -	34.201	22.398	56.599	76.83	0.591	11:32:39.119
8 -	33.767	22.638	56.405 (2)	77.09	0.397	11:33:35.524
9 -	33.838	22.690	56.528 (3)	76.92	0.520	11:34:32.052
10 -	34.269	22.581	56.850	76.49	0.842	11:35:28.902
11 -	33.594	22.414	56.008 (1)	77.64		11:36:24.910
12 -	33.376	23.399	56.775	76.59	0.767	11:37:21.685

P14 964 F2 ANDERSON / FAIRCLOUGH			LUMLEY KAWASAKI - mark kaye of durham			
IDEAL LAP TIME : 56.130		BEST LAP TIME : 56.651		DIFFERENCE : 0.521		
LAP	SECTOR 1	SECTOR 2	LAP TIME	MPH	DIFF	TIME OF DAY
1 -		23.712	1:06.374	65.51	9.723	11:26:54.861
2 -	34.588	23.136	57.724	75.33	1.073	11:27:52.585
3 -	34.170	23.016	57.186	76.04	0.535	11:28:49.771
4 -	33.838	22.813	56.651 (1)	76.76		11:29:46.422
5 -	33.985	22.876	56.861	76.47	0.210	11:30:43.283
6 -	34.022	22.785	56.807 (3)	76.55	0.156	11:31:40.090
7 -	34.405	23.241	57.646	75.43	0.995	11:32:37.736
8 -	33.953	23.063	57.016	76.26	0.365	11:33:34.752
9 -	33.345	23.347	56.692 (2)	76.70	0.041	11:34:31.444
10 -	34.530	22.789	57.319	75.86	0.668	11:35:28.763
11 -	33.735	23.963	57.698	75.36	1.047	11:36:26.461
12 -	35.360	26.193	1:01.553	70.64	4.902	11:37:28.014

P15 61 F1 FORREST / McCAULEY			WRINN/TAYLOR YAMAHA - Tweedvale Motorcycles			
IDEAL LAP TIME : 56.137		BEST LAP TIME : 56.137		DIFFERENCE : 0.000		
LAP	SECTOR 1	SECTOR 2	LAP TIME	MPH	DIFF	TIME OF DAY
1 -		24.334	1:08.860	63.15	12.723	11:26:57.347
2 -	37.540	23.652	1:01.192	71.06	5.055	11:27:58.539
3 -	35.390	23.901	59.291	73.34	3.154	11:28:57.830
4 -	35.779	23.566	59.345	73.27	3.208	11:29:57.175
5 -	35.019	23.270	58.289	74.60	2.152	11:30:55.464
6 -	36.725	22.905	59.630	72.92	3.493	11:31:55.094
7 -	34.436	22.545	56.981 (2)	76.31	0.844	11:32:52.075
8 -	35.109	23.177	58.286	74.60	2.149	11:33:50.361
9 -	33.704	22.433	56.137 (1)	77.46		11:34:46.498
10 -	35.007	23.469	58.476	74.36	2.339	11:35:44.974
11 -	34.420	23.264	57.684 (3)	75.38	1.547	11:36:42.658

BMCRC - MRO Championships 2021 - Rnd 6 @ Brands Hatch Indy

BMCRC-RKB F1 & F2 Sidecars

RACE 4 - SECTOR ANALYSIS



SECTOR 1 = FL to I1, SECTOR 2 = I1 to FL, DIFF = Difference To Personal Best Lap, P = Crossed Finish Line in Pit Lane, D = Time Disallowed

P16 41 F2 RILEY / JAMES			D D M - Finecut Developments			
IDEAL LAP TIME : 56.551		BEST LAP TIME : 56.894		DIFFERENCE : 0.343		
LAP	SECTOR 1	SECTOR 2	LAP TIME	MPH	DIFF	TIME OF DAY
1 -		24.350	1:07.879	64.06	10.985	11:26:56.366
2 -	37.928	23.207	1:01.135	71.13	4.241	11:27:57.501
3 -	35.718	23.192	58.910	73.81	2.016	11:28:56.411
4 -	36.139	23.127	59.266	73.37	2.372	11:29:55.677
5 -	36.235	23.240	59.475	73.11	2.581	11:30:55.152
6 -	35.842	23.002	58.844	73.90	1.950	11:31:53.996
7 -	34.965	22.992	57.957 (3)	75.03	1.063	11:32:51.953
8 -	36.359	23.325	59.684	72.86	2.790	11:33:51.637
9 -	34.538	23.594	58.132	74.80	1.238	11:34:49.769
10 -	34.383	22.511	56.894 (1)	76.43		11:35:46.663
11 -	34.040	23.295	57.335 (2)	75.84	0.441	11:36:43.998

P17 46 F2 SAUNDERS / SAUNDERS			Baker Hybrid HONDA -			
IDEAL LAP TIME : 57.700		BEST LAP TIME : 58.063		DIFFERENCE : 0.363		
LAP	SECTOR 1	SECTOR 2	LAP TIME	MPH	DIFF	TIME OF DAY
1 -		24.368	1:08.016	63.93	9.953	11:26:56.503
2 -	35.003	23.176	58.179 (3)	74.74	0.116	11:27:54.682
3 -	34.589	23.474	58.063 (1)	74.89		11:28:52.745
4 -	34.524	23.727	58.251	74.65	0.188	11:29:50.996
5 -	34.884	23.252	58.136 (2)	74.80	0.073	11:30:49.132
6 -	34.789	23.395	58.184	74.73	0.121	11:31:47.316
7 -	35.382	24.601	59.983	72.49	1.920	11:32:47.299
8 -	35.032	23.547	58.579	74.23	0.516	11:33:45.878
9 -	36.032	23.863	59.895	72.60	1.832	11:34:45.773
10 -	35.274	23.771	59.045	73.64	0.982	11:35:44.818
11 -	35.980	24.139	1:00.119	72.33	2.056	11:36:44.937

P18 235 F2 DELAMARRE / SKINNER			LUMLEY KAWASAKI - Lumley Engineering			
IDEAL LAP TIME : 57.914		BEST LAP TIME : 57.993		DIFFERENCE : 0.079		
LAP	SECTOR 1	SECTOR 2	LAP TIME	MPH	DIFF	TIME OF DAY
1 -		25.005	1:09.344	62.71	11.351	11:26:57.831
2 -	36.577	23.629	1:00.206	72.22	2.213	11:27:58.037
3 -	35.421	23.939	59.360	73.25	1.367	11:28:57.397
4 -	36.058	23.515	59.573	72.99	1.580	11:29:56.970
5 -	35.034	23.211	58.245 (2)	74.66	0.252	11:30:55.215
6 -	35.491	23.113	58.604 (3)	74.20	0.611	11:31:53.819
7 -	34.801	23.192	57.993 (1)	74.98		11:32:51.812
8 -	35.060	23.674	58.734	74.03	0.741	11:33:50.546
9 -	35.404	23.775	59.179	73.48	1.186	11:34:49.725
10 -	35.087	23.667	58.754	74.01	0.761	11:35:48.479
11 -	35.072	23.761	58.833	73.91	0.840	11:36:47.312

P19 67 F1 JEFFREY / FIELD			WINDLE - MJP racing			
IDEAL LAP TIME :		BEST LAP TIME : 57.865		DIFFERENCE :		
LAP	SECTOR 1	SECTOR 2	LAP TIME	MPH	DIFF	TIME OF DAY
1 -			1:08.669	63.32	10.804	11:26:57.156
2 -			59.570	72.99	1.705	11:27:56.726
3 -			59.278	73.35	1.413	11:28:56.004
4 -			59.400	73.20	1.535	11:29:55.404
5 -			59.355	73.26	1.490	11:30:54.759
6 -			1:00.576	71.78	2.711	11:31:55.335
7 -			58.558 (3)	74.26	0.693	11:32:53.893
8 -			1:00.357	72.04	2.492	11:33:54.250
9 -			58.907	73.82	1.042	11:34:53.157
10 -			57.865 (1)	75.15		11:35:51.022
11 -			58.049 (2)	74.91	0.184	11:36:49.071

Weather / Track : Bright / Dry

Brands Hatch Indy
Circuit Length = 1.2079 miles
Start: 11:25 Flag 11:36 End: 11:37

BMCRC - MRO Championships 2021 - Rnd 6 @ Brands Hatch Indy

BMCRC-RKB F1 & F2 Sidecars

RACE 4 - SECTOR ANALYSIS



SECTOR 1 = FL to I1, SECTOR 2 = I1 to FL, DIFF = Difference To Personal Best Lap, P = Crossed Finish Line in Pit Lane, D = Time Disallowed

P20 5 F2 TAYLOR / HART			SUZUKI -			
IDEAL LAP TIME : 57.385		BEST LAP TIME : 57.565		DIFFERENCE : 0.180		
LAP	SECTOR 1	SECTOR 2	LAP TIME	MPH	DIFF	TIME OF DAY
1 -		24.704	1:08.319	63.65	10.754	11:26:56.806
2 -	35.621	23.743	59.364	73.25	1.799	11:27:56.170
3 -	34.993	23.510	58.503	74.33	0.938	11:28:54.673
4 -	35.184	23.356	58.540	74.28	0.975	11:29:53.213
5 -	35.475	23.397	58.872	73.86	1.307	11:30:52.085
6 -	34.666	22.934	57.600 (2)	75.49	0.035	11:31:49.685
7 -	35.153	23.340	58.493	74.34	0.928	11:32:48.178
8 -	34.608	23.604	58.212	74.70	0.647	11:33:46.390
9 -	34.451	23.114	57.565 (1)	75.54		11:34:43.955
10 -	34.626	23.452	58.078 (3)	74.87	0.513	11:35:42.033
11 -	43.169	24.438	1:07.607	64.32	10.042	11:36:49.640

P21 66 F2 LUMLEY / MORALEE			LUMLEY KAWASAKI - Lumley Engineering Ltd			
IDEAL LAP TIME : 58.175		BEST LAP TIME : 58.279		DIFFERENCE : 0.104		
LAP	SECTOR 1	SECTOR 2	LAP TIME	MPH	DIFF	TIME OF DAY
1 -		24.287	1:09.476	62.59	11.197	11:26:57.963
2 -	35.735	23.497	59.232	73.41	0.953	11:27:57.195
3 -	36.425	24.086	1:00.511	71.86	2.232	11:28:57.706
4 -	35.596	25.402	1:00.998	71.29	2.719	11:29:58.704
5 -	36.231	23.622	59.853	72.65	1.574	11:30:58.557
6 -	35.389	23.281	58.670 (3)	74.11	0.391	11:31:57.227
7 -	35.087	23.192	58.279 (1)	74.61		11:32:55.506
8 -	36.164	24.006	1:00.170	72.27	1.891	11:33:55.676
9 -	35.449	23.379	58.828	73.92	0.549	11:34:54.504
10 -	34.983	23.754	58.737	74.03	0.458	11:35:53.241
11 -	35.207	23.272	58.479 (2)	74.36	0.200	11:36:51.720

P22 8 F1 TAMPIN / DAVIES			HONDA -			
IDEAL LAP TIME : 58.053		BEST LAP TIME : 58.359		DIFFERENCE : 0.306		
LAP	SECTOR 1	SECTOR 2	LAP TIME	MPH	DIFF	TIME OF DAY
1 -		24.742	1:10.836	61.38	12.477	11:26:59.323
2 -	36.623	23.973	1:00.596	71.76	2.237	11:27:59.919
3 -	34.790	23.842	58.632	74.16	0.273	11:28:58.551
4 -	35.364	23.871	59.235	73.41	0.876	11:29:57.786
5 -	35.127	23.421	58.548 (2)	74.27	0.189	11:30:56.334
6 -	36.129	23.491	59.620	72.93	1.261	11:31:55.954
7 -	35.221	23.654	58.875	73.86	0.516	11:32:54.829
8 -	37.087	24.240	1:01.327	70.90	2.968	11:33:56.156
9 -	35.365	23.639	59.004	73.70	0.645	11:34:55.160
10 -	34.828	23.740	58.568 (3)	74.24	0.209	11:35:53.728
11 -	35.096	23.263	58.359 (1)	74.51		11:36:52.087

P23 167 F2 PETTMAN / DAWKINS			WINDLE 600 YAMAHA - Wesso Racing			
IDEAL LAP TIME : 1:00.020		BEST LAP TIME : 1:00.074		DIFFERENCE : 0.054		
LAP	SECTOR 1	SECTOR 2	LAP TIME	MPH	DIFF	TIME OF DAY
1 -		24.841	1:10.726	61.48	10.652	11:26:59.213
2 -	36.448	24.422	1:00.870	71.44	0.796	11:28:00.083
3 -	35.820	24.380	1:00.200 (2)	72.23	0.126	11:29:00.283
4 -	36.031	24.416	1:00.447	71.94	0.373	11:30:00.730
5 -	35.978	24.425	1:00.403 (3)	71.99	0.329	11:31:01.133
6 -	35.810	24.264	1:00.074 (1)	72.38		11:32:01.207
7 -	35.780	24.686	1:00.466	71.91	0.392	11:33:01.673
8 -	36.127	24.803	1:00.930	71.37	0.856	11:34:02.603
9 -	36.704	24.240	1:00.944	71.35	0.870	11:35:03.547
10 -	36.094	24.631	1:00.725	71.61	0.651	11:36:04.272
11 -	36.012	24.682	1:00.694	71.64	0.620	11:37:04.966

Weather / Track : Bright / Dry

Brands Hatch Indy
Circuit Length = 1.2079 miles
Start: 11:25 Flag 11:36 End: 11:37

BMCRC - MRO Championships 2021 - Rnd 6 @ Brands Hatch Indy

BMCRC-RKB F1 & F2 Sidecars

RACE 4 - SECTOR ANALYSIS



SECTOR 1 = FL to I1, SECTOR 2 = I1 to FL, DIFF = Difference To Personal Best Lap, P = Crossed Finish Line in Pit Lane, D = Time Disallowed

P24 38 F2		MOSS / MOSS		Shelbourne YAMAHA - LifeSafety Motorsport - CharlieMossRaci			
IDEAL LAP TIME : 1:02.254		BEST LAP TIME : 1:02.254		DIFFERENCE : 0.000			
LAP	SECTOR 1	SECTOR 2	LAP TIME	MPH	DIFF	TIME OF DAY	
1 -		25.481	1:12.918	59.63	10.664	11:27:01.405	
2 -	38.302	25.122	1:03.424 (3)	68.56	1.170	11:28:04.829	
3 -	37.366	24.888	1:02.254 (1)	69.85		11:29:07.083	
4 -	37.846	24.952	1:02.798 (2)	69.24	0.544	11:30:09.881	
5 -	38.518	25.945	1:04.463	67.45	2.209	11:31:14.344	
6 -	38.413	26.009	1:04.422	67.50	2.168	11:32:18.766	
7 -	38.825	26.079	1:04.904	67.00	2.650	11:33:23.670	
8 -	40.792	26.414	1:07.206	64.70	4.952	11:34:30.876	
9 -	40.319	26.145	1:06.464	65.42	4.210	11:35:37.340	
10 -	40.848	26.602	1:07.450	64.47	5.196	11:36:44.790	

P25 19 F1		MACBRIDE / THOMPSON		LCR SUZUKI - Lifesafety Motorsport			
IDEAL LAP TIME : 1:06.458		BEST LAP TIME : 1:07.201		DIFFERENCE : 0.743			
LAP	SECTOR 1	SECTOR 2	LAP TIME	MPH	DIFF	TIME OF DAY	
1 -		27.168	1:18.625	55.30	11.424	11:27:07.112	
2 -	42.623	26.739	1:09.362	62.69	2.161	11:28:16.474	
3 -	40.896	26.661	1:07.557 (2)	64.36	0.356	11:29:24.031	
4 -	40.480	27.605	1:08.085 (3)	63.87	0.884	11:30:32.116	
5 -	41.223	25.978	1:07.201 (1)	64.71		11:31:39.317	
6 -	41.443	27.541	1:08.984	63.03	1.783	11:32:48.301	
7 -	43.194	28.091	1:11.285	61.00	4.084	11:33:59.586	
8 -	42.142	26.395	1:08.537	63.44	1.336	11:35:08.123	
9 -	41.526	26.614	1:08.140	63.81	0.939	11:36:16.263	
10 -	40.747	27.553	1:08.300	63.66	1.099	11:37:24.563	

P26 121 F1		LAWRENCE / HUGHES		LCR YAMAHA - highfield transport, JHM autos			
IDEAL LAP TIME : 56.032		BEST LAP TIME : 56.350		DIFFERENCE : 0.318			
LAP	SECTOR 1	SECTOR 2	LAP TIME	MPH	DIFF	TIME OF DAY	
1 -		23.732	1:09.634	62.44	13.284	11:26:58.121	
2 -	36.479	23.567	1:00.046	72.42	3.696	11:27:58.167	
3 -	35.328	23.267	58.595	74.21	2.245	11:28:56.762	
4 -	35.029	22.230	57.259 (3)	75.94	0.909	11:29:54.021	
5 -	34.295	23.228	57.523	75.59	1.173	11:30:51.544	
6 -	33.802	22.548	56.350 (1)	77.17		11:31:47.894	
7 -	34.275	23.590	57.865	75.15	1.515	11:32:45.759	
8 -	34.019	22.855	56.874 (2)	76.46	0.524	11:33:42.633	
9 -	33.902	23.408	57.310	75.87	0.960	11:34:39.943	

P27 25 F1		HOPE / MACLAURIN		LCR YAMAHA - Amr			
IDEAL LAP TIME : 55.821		BEST LAP TIME : 56.040		DIFFERENCE : 0.219			
LAP	SECTOR 1	SECTOR 2	LAP TIME	MPH	DIFF	TIME OF DAY	
1 -		23.270	1:01.974	70.16	5.934	11:26:50.461	
2 -	33.244	22.796	56.040 (1)	77.59		11:27:46.501	
3 -	33.025	23.289	56.314 (3)	77.22	0.274	11:28:42.815	
4 -	33.141	23.140	56.281 (2)	77.26	0.241	11:29:39.096	

Weather / Track : Bright / Dry

Brands Hatch Indy
Circuit Length = 1.2079 miles
Start: 11:25 Flag 11:36 End: 11:37

BMCRC - MRO Championships 2021 - Rnd 6 @ Brands Hatch Indy

BMCRC-RKB F1 & F2 Sidecars

RACE 4 - BEST SECTORS

SECTOR 1			SECTOR 2			IDEAL / BEST COMPARISON						
POS	NO	NAME	TIME	NO	NAME	TIME	POS	NO	NAME	IDEAL	BEST	DIFF
									PERFECT LAP	52.204		
1	32	GUY / RANSLEY	31.228	117	POTTINGER / DODD	20.976	1	117	POTTINGER / DODD	52.295	52.414	0.119
2	117	POTTINGER / DODD	31.319	32	GUY / RANSLEY	21.257	2	32	GUY / RANSLEY	52.485	52.707	0.222
3	27	KIRBY / KIRBY	31.747	27	KIRBY / KIRBY	21.340	3	27	KIRBY / KIRBY	53.087	53.310	0.223
4	62	WRIGHT / BAILEY	32.000	125	EDWARDS / EDWARDS	21.554	4	62	WRIGHT / BAILEY	53.728	54.049	0.321
5	125	GIBSON / MOORE	32.075	125	GIBSON / MOORE	21.707	5	125	GIBSON / MOORE	53.782	53.821	0.039
6	136	EDWARDS / EDWARDS	32.558	62	WRIGHT / BAILEY	21.728	6	136	EDWARDS / EDWARDS	54.112	54.233	0.121
7	73	GOODIER / BROWN	32.598	73	GOODIER / BROWN	21.787	7	73	GOODIER / BROWN	54.385	54.594	0.209
8	44	KING / SIGSWORTH	32.704	44	KING / SIGSWORTH	21.967	8	44	KING / SIGSWORTH	54.671	55.098	0.427
9	39	MOORE / DODD	32.816	39	MOORE / DODD	22.195	9	39	MOORE / DODD	55.011	55.202	0.191
10	25	HOPE / MACLAURIN	33.025	121	LAWRENCE / HUGHES	22.230	10	58	EASTELL / GEDDES	55.752	56.133	0.381
11	58	EASTELL / GEDDES	33.214	37	MORPHET / REILLY	22.240	11	22	PEARSON / PARKER	55.774	56.008	0.234
12	964	ANDERSON / FAIRCLOUGH	33.345	22	PEARSON / PARKER	22.398	12	25	HOPE / MACLAURIN	55.821	56.040	0.219
13	22	PEARSON / PARKER	33.376	61	FORREST / McCAULEY	22.433	13	37	MORPHET / REILLY	55.836	55.867	0.031
14	37	MORPHET / REILLY	33.596	95	REMNANT / TILLEY	22.460	14	121	LAWRENCE / HUGHES	56.032	56.350	0.318
15	95	REMNANT / TILLEY	33.674	41	RILEY / JAMES	22.511	15	964	ANDERSON / FAIRCLOUGH	56.130	56.651	0.521
16	61	FORREST / McCAULEY	33.704	58	EASTELL / GEDDES	22.538	16	95	REMNANT / TILLEY	56.134	56.301	0.167
17	121	LAWRENCE / HUGHES	33.802	964	ANDERSON / FAIRCLOUGH	22.785	17	61	FORREST / McCAULEY	56.137	56.137	0.000
18	41	RILEY / JAMES	34.040	25	HOPE / MACLAURIN	22.796	18	41	RILEY / JAMES	56.551	56.894	0.343
19	5	TAYLOR / HART	34.451	5	TAYLOR / HART	22.934	19	5	TAYLOR / HART	57.385	57.565	0.180
20	46	SAUNDERS / SAUNDERS	34.524	235	DELAMARRE / SKINNER	23.113	20	46	SAUNDERS / SAUNDERS	57.700	58.063	0.363
21	8	TAMPIN / DAVIES	34.790	46	SAUNDERS / SAUNDERS	23.176	21	235	DELAMARRE / SKINNER	57.914	57.993	0.079
22	235	DELAMARRE / SKINNER	34.801	66	LUMLEY / MORALEE	23.192	22	8	TAMPIN / DAVIES	58.053	58.359	0.306
23	66	LUMLEY / MORALEE	34.983	8	TAMPIN / DAVIES	23.263	23	66	LUMLEY / MORALEE	58.175	58.279	0.104
24	167	PETTMAN / DAWKINS	35.780	167	PETTMAN / DAWKINS	24.240	24	167	PETTMAN / DAWKINS	1:00.020	1:00.074	0.054
25	38	MOSS / MOSS	37.366	38	MOSS / MOSS	24.888	25	38	MOSS / MOSS	1:02.254	1:02.254	0.000
26	19	MACBRIDE / THOMPSON	40.480	19	MACBRIDE / THOMPSON	25.978	26	19	MACBRIDE / THOMPSON	1:06.458	1:07.201	0.743
27							27	67	JEFFREY / FIELD		57.865	

Weather / Track : Bright / Dry

Results can be found at www.tsl-timing.com

Brands Hatch Indy
Circuit Length = 1.2079 miles
Start: 11:25 Flag 11:36 End: 11:37

Printed - 11:39 Sunday, 03 October 2021

BMCRC - MRO Championships 2021 - Rnd 6 @ Brands Hatch Indy

BMCRC-RKB F1 & F2 Sidecars

RACE 4 - STATISTICS

Competitors Started 27
Planned Start 2021-10-03 @ 11:15:00.000
Actual Start 2021-10-03 @ 11:25:48.486
Finish Time 2021-10-03 @ 11:36:35.856
Track Length 1.2079mi.
Total Laps 300
Total Distance Covered 362.3836mi.

Session Fastest Lap History

NO	CL	NAME	LAP TIME	TIME OF DAY	LAP	VEHICLE
62	F1	WRIGHT / BAILEY	54.794	11:27:45.122	2	RYDE YAMAHA
117	F1	POTTINGER / DODD	52.881	11:28:38.487	3	LCR YAMAHA
117	F1	POTTINGER / DODD	52.552	11:29:31.040	4	LCR YAMAHA
117	F1	POTTINGER / DODD	52.414	11:30:23.454	5	LCR YAMAHA

Session Leader History

NO	CL	NAME	FROM LAP	LAPS LED	DISTANCE	VEHICLE
62	F1	WRIGHT / BAILEY	1	2	2.41 miles	RYDE YAMAHA
117	F1	POTTINGER / DODD	3	10	12.07 miles	LCR YAMAHA

Flag History

TYPE	TIME OF DAY
GREEN	11:25:48.486
FINISH	11:36:35.856

Flag Statistics

TYPE	COUNT	TOTAL LAPS	TOTAL TIME
Green	1	12	11:42.416
Red	0	0	0.000
Safety Car	0	0	0.000
FCY	0	0	0.000

BMCRC - MRO Championships 2021 - Rnd 6 @ Brands Hatch Indy

BMCRC-RKB F1 & F2 Sidecars

RACE 4 - STATISTICS

CLASS : F1

11 Starters

Fastest Lap History

NO	NAME	LAP TIME	TIME OF DAY	LAP	VEHICLE
62	WRIGHT / BAILEY	54.794	11:27:45.122	2	RYDE YAMAHA
117	POTTINGER / DODD	52.881	11:28:38.487	3	LCR YAMAHA
117	POTTINGER / DODD	52.552	11:29:31.040	4	LCR YAMAHA
117	POTTINGER / DODD	52.414	11:30:23.454	5	LCR YAMAHA

Leader History

NO	NAME	FROM LAP	LAPS LED	DISTANCE	VEHICLE
62	WRIGHT / BAILEY	1	2	2.41 miles	RYDE YAMAHA
117	POTTINGER / DODD	3	10	12.07 miles	LCR YAMAHA

Weather / Track : Bright / Dry

Results can be found at www.tsl-timing.com

Page 2 of 3

Brands Hatch Indy
Circuit Length = 1.2079 miles
Start: 11:25 Flag 11:36 End: 11:37

Printed - 11:39 Sunday, 03 October 2021

BMCRC - MRO Championships 2021 - Rnd 6 @ Brands Hatch Indy

BMCRC-RKB F1 & F2 Sidecars

RACE 4 - STATISTICS

CLASS : F2

16 Starters

Fastest Lap History

NO	NAME	LAP TIME	TIME OF DAY	LAP	VEHICLE
125	GIBSON / MOORE	55.536	11:27:46.644	2	Shelbourne SUZUKI
125	GIBSON / MOORE	54.330	11:28:40.926	3	Shelbourne SUZUKI
125	GIBSON / MOORE	53.821	11:31:23.574	6	Shelbourne SUZUKI

Leader History

NO	NAME	FROM LAP	LAPS LED	DISTANCE	VEHICLE
73	GOODIER / BROWN	1	1	1.20 miles	LCR
125	GIBSON / MOORE	2	11	13.28 miles	Shelbourne SUZUKI



BMCRC - MRO Championships 2021 - Rnd 6 @ Brands Hatch Indy

BMCRC-RKB F1 & F2 Sidecars

RACE 15 - GRID (12 Laps)

ROW 14	28	188	BEST / STOREY	1:07.201	27	19	MACBRIDE / THOMPSON
ROW 13				1:02.254	26	38	MOSS / MOSS
							1:00.074
ROW 12	24	8	TAMPIN / DAVIES	58.359	23	66	LUMLEY / MORALEE
				58.279			
ROW 11				58.063	22	46	SAUNDERS / SAUNDERS
							57.993
ROW 10	20	67	JEFFREY / FIELD	57.865	19	5	TAYLOR / HART
				57.565			
ROW 9				56.894	18	41	RILEY / JAMES
							56.651
ROW 8	16	121	LAWRENCE / HUGHES	56.350	15	95	REMNANT / TILLEY
				56.301			
ROW 7				56.137	14	61	FORREST / McCAULEY
							56.133
ROW 6	12	25	HOPE / MACLAURIN	56.040	11	22	PEARSON / PARKER
				56.008			
ROW 5				55.867	10	37	MORPHET / REILLY
							55.202
ROW 4	8	44	KING / SIGSWORTH	55.098	7	73	GOODIER / BROWN
				54.594			
ROW 3				54.233	6	136	EDWARDS / EDWARDS
							54.049
ROW 2	4	125	GIBSON / MOORE	53.821	3	27	KIRBY / KIRBY
				53.310			
ROW 1				52.707	2	32	GUY / RANSLEY
							52.414
					1	117	POTTINGER / DODD
							Pole

These results are provisional until the conclusion of any judicial and technical matters.

Brands Hatch Indy
Circuit Length = 1.2079 miles

Clerk Of Course :	Stewards :	Timekeeper : Alan Povey
-------------------	------------	-------------------------

Results can be found at www.tsl-timing.com

Printed - 11:39 Sunday, 03 October 2021





BMCRC - MRO Championships 2021 - Rnd 6 @ Brands Hatch Indy

BMCRC-RKB F1 & F2 Sidecars

RACE 15 - CLASSIFICATION

POS	NO	CL	PIC NAME	ENTRY	LAPS	TIME	GAP	DIFF	MPH	BEST	ON
1	32	F1	1 GUY / RANSLEY	LCR SUZUKI -	10	9:20.231			77.62	53.987	10
2	125	F2	1 GIBSON / MOORE	Shelbourne SUZUKI - GDM Logistics	10	9:20.829	0.598	0.598	77.53	53.962	10
3	62	F1	2 WRIGHT / BAILEY	RYDE YAMAHA - Stainless Steel Designs Ltd.	10	9:22.718	2.487	1.889	77.27	54.303	10
4	136	F1	3 EDWARDS / EDWARDS	LCR SUZUKI - ECONOMY HEATING SERVICES	10	9:22.851	2.620	0.133	77.26	53.692	10
5	73	F2	2 GOODIER / BROWN	LCR - Rowtec ltd	10	9:31.091	10.860	8.240	76.14	55.121	9
6	27	F1	4 KIRBY / KIRBY	ARS YAMAHA - KRT	10	9:34.793	14.562	3.702	75.65	54.523	8
7	39	F2	3 MOORE / DODD	IRESON HONDA - LBS Racing/Team Stannard	10	9:35.622	15.391	0.829	75.54	55.880	10
8	44	F2	4 KING / SIGSWORTH	Lumley Ireson - T E Solutions uk	10	9:42.646	22.415	7.024	74.63	56.252	8
9	58	F2	5 EASTELL / GEDDES	Shelbourne YAMAHA - Lee Eastell Engineering ser	10	9:43.842	23.611	1.196	74.48	56.447	10
10	61	F1	5 FORREST / McCAULEY	WRINN/TAYLOR YAMAHA - Tweedvale Motorcycle	10	9:50.763	30.532	6.921	73.60	56.880	5
11	22	F2	6 PEARSON / PARKER	LCR SUZUKI -	10	9:51.245	31.014	0.482	73.54	57.265	6
12	95	F2	7 REMNANT / TILLEY	LUMLEY KAWASAKI -	10	9:53.120	32.889	1.875	73.31	57.193	6
13	117	F1	6 POTTINGER / DODD	LCR YAMAHA - GB Precision Eng/Opal Fabrication	10	9:58.168	37.937	5.048	72.69	57.813	10
14	964	F2	8 ANDERSON / FAIRCLOUGH	LUMLEY KAWASAKI - mark kaye of durham	10	10:00.210	39.979	2.042	72.45	57.986	6
15	235	F2	9 DELAMARRE / SKINNER	LUMLEY KAWASAKI - Lumley Engineering	10	10:01.666	41.435	1.456	72.27	58.040	4
16	66	F2	10 LUMLEY / MORALEE	LUMLEY KAWASAKI - Lumley Engineering ltd	10	10:04.477	44.246	2.811	71.93	58.816	4
17	121	F1	7 LAWRENCE / HUGHES	LCR YAMAHA - highfield transport, JHM autos	10	10:14.574	54.343	10.097	70.75	58.607	4
18	67	F1	8 JEFFREY / FIELD	WINDLE - MJP racing	9	9:34.828	1 Lap	1 Lap	68.08	1:00.942	9
19	167	F2	11 PETTMAN / DAWKINS	WINDLE 600 YAMAHA - Wesso Racing	9	9:40.684	1 Lap	5.856	67.39	1:01.118	4
20	38	F2	12 MOSS / MOSS	Shelbourne YAMAHA - LifeSafety Motorsport - Char	9	9:53.508	1 Lap	12.824	65.94	1:03.606	6

NOT CLASSIFIED

DNF	37	F2	MORPHET / REILLY	LCR SUZUKI -	7	6:55.337	3 Laps	2 Laps	73.29	56.736	6
DNF	41	F2	RILEY / JAMES	D D M - Finecut Developments	6	5:56.987	4 Laps	1 Lap	73.08	56.833	3
DNF	25	F1	HOPE / MACLAURIN	LCR YAMAHA - Amr	5	4:54.522	5 Laps	1 Lap	73.82	56.016	4
DNF	19	F1	MACBRIDE / THOMPSON	LCR SUZUKI - Lifesafety Motorsport	5	5:56.773	5 Laps	1:02.251	60.94	1:08.667	3
DNF	5	F2	TAYLOR / HART	SUZUKI -	1	1:11.558	9 Laps	4 Laps	60.77		
DNF	8	F1	TAMPIN / DAVIES	HONDA -	1	1:12.475	9 Laps	0.917	60.00		

FASTEST LAP

136	F1	EDWARDS / EDWARDS	LCR SUZUKI - ECONOMY HEATING SERVICES	10	53.692	80.99 mph	130.34 kph
125	F2	GIBSON / MOORE	Shelbourne SUZUKI - GDM Logistics	10	53.962	80.58 mph	129.69 kph

Class F1 - 92.5% of Race Speed = 71.79 mph

Class F2 - 92.5% of Race Speed = 71.71 mph

Brands Hatch Indy: 1.2079 miles
Race Distance: 10 Laps / 12.07 miles
Start: 16:00 Flag 16:10 End: 16:11

Weather / Track : Sunny / Damp

These results are provisional until the conclusion of any judicial and technical matters.

Clerk Of Course :	Stewards :	Timekeeper : Alan Povey
-------------------	------------	-------------------------

Results can be found at www.tsl-timing.com

Printed - 16:11 Sunday, 03 October 2021



BMCRC - MRO Championships 2021 - Rnd 6 @ Brands Hatch Indy

BMCRC-RKB F1 & F2 Sidecars

RACE 15 - LAP CHART

LAP 1 @ 16:01:46.409			LAP 2 @ 16:02:42.307			LAP 3 @ 16:03:38.850			LAP 4 @ 16:04:33.779			LAP 5 @ 16:05:29.015		
NO	BEHIND	LAP TIME	NO	BEHIND	LAP TIME	NO	BEHIND	LAP TIME	NO	BEHIND	LAP TIME	NO	BEHIND	LAP TIME
32		1:02.205	32		55.898	32		56.543	32		54.929	32		55.236
125	0.912	1:03.117	125	1.183	56.169	125	0.608	55.968	125	1.002	55.323	19	1 Lap	1:09.194
62	1.748	1:03.953	62	2.184	56.334	62	1.781	56.140	62	2.353	55.501	125	0.501	54.735
136	2.082	1:04.287	136	2.913	56.729	136	2.463	56.093	136	3.119	55.585	62	2.173	55.056
39	2.898	1:05.103	39	4.568	57.568	39	5.600	57.575	39	6.905	56.234	136	2.305	54.422
117	3.152	1:05.357	73	4.820	57.442	73	5.976	57.699	73	7.020	55.973	73	8.249	56.465
73	3.276	1:05.481	44	5.300	57.859	25	6.496	57.383	25	7.583	56.016	39	9.248	57.579
44	3.339	1:05.544	25	5.656	57.537	44	7.538	58.781	44	11.036	58.427	25	9.711	57.364
25	4.017	1:06.222	117	6.465	59.211	58	7.673	57.507	41	11.204	58.394	27	13.343	57.266
41	4.766	1:06.971	58	6.709	57.412	41	7.739	56.833	27	11.313	56.713	44	13.378	57.578
27	4.953	1:07.158	41	7.449	58.581	117	9.404	59.482	58	11.790	59.046	58	14.024	57.470
58	5.195	1:07.400	27	7.668	58.613	27	9.529	58.404	95	13.108	57.566	41	14.202	58.234
95	5.296	1:07.501	95	7.984	58.586	95	10.471	59.030	37	14.842	58.927	95	15.211	57.339
37	5.595	1:07.800	37	8.848	59.151	37	10.844	58.539	117	15.036	1:00.561	37	16.775	57.169
22	6.023	1:08.228	22	9.325	59.200	22	11.492	58.710	22	15.189	58.626	61	16.883	56.880
964	6.326	1:08.531	61	9.704	59.173	964	11.949	58.640	61	15.239	58.076	22	17.507	57.554
61	6.429	1:08.634	964	9.852	59.424	61	12.092	58.931	964	15.696	58.676	964	18.930	58.470
66	7.197	1:09.402	66	11.083	59.784	235	14.331	59.599	235	17.442	58.040	117	19.892	1:00.092
235	7.803	1:10.008	235	11.275	59.370	66	14.857	1:00.317	66	18.744	58.816	235	21.249	59.043
121	9.141	1:11.346	121	12.276	59.033	121	15.426	59.693	121	19.104	58.607	66	22.900	59.392
5	9.353	1:11.558	67	19.832	1:04.597	67	27.522	1:04.233	67	36.148	1:03.555	121	23.041	59.173
167	10.077	1:12.282	38	20.467	1:04.993	38	27.826	1:03.902	38	36.556	1:03.659	67	44.120	1:03.208
8	10.270	1:12.475	19	29.231	1:10.148	167	35.624	1:02.033	167	41.813	1:01.118	38	47.954	1:06.634
67	11.133	1:13.338	167	30.134	1:15.955	19	41.355	1:08.667				167	48.600	1:02.023
38	11.372	1:13.577												
19	14.981	1:17.186												

Weather / Track : Sunny / Damp

BMCRC - MRO Championships 2021 - Rnd 6 @ Brands Hatch Indy

BMCRC-RKB F1 & F2 Sidecars

RACE 15 - LAP CHART

LAP 6 @ 16:06:25.157			LAP 7 @ 16:07:20.153			LAP 8 @ 16:08:15.879			LAP 9 @ 16:09:10.448			LAP 10 @ 16:10:04.435		
NO	BEHIND	LAP TIME	NO	BEHIND	LAP TIME	NO	BEHIND	LAP TIME	NO	BEHIND	LAP TIME	NO	BEHIND	LAP TIME
32		56.142	32		54.996	32		55.726	32		54.569	32		53.987
125	0.483	56.124	38	1 Lap	1:03.606	125	0.238	55.420	125	0.623	54.954	125	0.598	53.962
62	2.101	56.070	125	0.544	55.057	67	1 Lap	1:01.874	62	2.171	55.225	62	2.487	54.303
136	2.214	56.051	62	2.145	55.040	62	1.515	55.096	136	2.915	55.491	136	2.620	53.692
73	8.149	56.042	136	2.666	55.448	136	1.993	55.053	67	1 Lap	1:01.814	73	10.860	55.966
39	9.700	56.594	73	8.679	55.526	167	1 Lap	1:02.589	73	8.881	55.121	27	14.562	55.506
27	13.392	56.191	39	10.725	56.021	73	8.329	55.376	27	13.043	55.658	67	1 Lap	1:00.942
44	15.115	57.879	27	13.157	54.761	38	1 Lap	1:04.548	167	1 Lap	1:01.584	39	15.391	55.880
19	1 Lap	1:11.578	44	17.484	57.365	39	11.030	56.031	39	13.498	57.037	167	1 Lap	1:01.284
58	15.975	58.093	58	17.980	57.001	27	11.954	54.523	44	20.091	56.650	44	22.415	56.311
41	16.034	57.974	95	18.945	57.679	44	18.010	56.252	38	1 Lap	1:06.064	58	23.611	56.447
95	16.262	57.193	37	19.388	57.015	58	18.907	56.653	58	21.151	56.813	61	30.532	58.118
37	17.369	56.736	22	21.962	58.328	61	23.297	57.013	61	26.401	57.673	22	31.014	57.538
22	18.630	57.265	61	22.010	58.177	22	24.693	58.457	22	27.463	57.339	95	32.889	58.157
61	18.829	58.088	964	24.772	58.994	95	25.625	1:02.406	95	28.719	57.663	38	1 Lap	1:06.525
964	20.774	57.986	117	27.674	58.907	964	28.208	59.162	117	34.111	58.108	117	37.937	57.813
117	23.763	1:00.013	235	28.272	58.997	117	30.572	58.624	964	35.837	1:02.198	964	39.979	58.129
235	24.271	59.164	66	31.102	59.839	235	31.338	58.792	235	35.905	59.136	235	41.435	59.517
66	26.259	59.501	121	32.391	1:00.979	66	34.769	59.393	66	39.081	58.881	66	44.246	59.152
121	26.408	59.509				121	38.012	1:01.347	121	46.574	1:03.131	121	54.343	1:01.756
67	49.245	1:01.267												
167	54.274	1:01.816												

Weather / Track : Sunny / Damp

Results can be found at www.tsl-timing.com

Page 2 of 2

Brands Hatch Indy
Circuit Length = 1.2079 miles
Start: 16:00 Flag 16:10 End: 16:11

Printed - 16:12 Sunday, 03 October 2021

BMCRC - MRO Championships 2021 - Rnd 6 @ Brands Hatch Indy

BMCRC-RKB F1 & F2 Sidecars

RACE 15 - SECTOR ANALYSIS



SECTOR 1 = FL to I1, SECTOR 2 = I1 to FL, DIFF = Difference To Personal Best Lap, P = Crossed Finish Line in Pit Lane, D = Time Disallowed

P1 32 F1 GUY / RANSLEY			LCR SUZUKI -			
IDEAL LAP TIME : 53.987		BEST LAP TIME : 53.987		DIFFERENCE : 0.000		
LAP	SECTOR 1	SECTOR 2	LAP TIME	MPH	DIFF	TIME OF DAY
1 -		23.482	1:02.205	69.90	8.218	16:01:46.409
2 -	33.251	22.647	55.898	77.79	1.911	16:02:42.307
3 -	33.795	22.748	56.543	76.90	2.556	16:03:38.850
4 -	32.635	22.294	54.929 (3)	79.16	0.942	16:04:33.779
5 -	32.679	22.557	55.236	78.72	1.249	16:05:29.015
6 -	32.752	23.390	56.142	77.45	2.155	16:06:25.157
7 -	32.593	22.403	54.996	79.07	1.009	16:07:20.153
8 -	33.279	22.447	55.726	78.03	1.739	16:08:15.879
9 -	32.407	22.162	54.569 (2)	79.69	0.582	16:09:10.448
10 -	31.978	22.009	53.987 (1)	80.54		16:10:04.435

P2 125 F2 GIBSON / MOORE			Shelbourne SUZUKI - GDM Logistics			
IDEAL LAP TIME : 53.962		BEST LAP TIME : 53.962		DIFFERENCE : 0.000		
LAP	SECTOR 1	SECTOR 2	LAP TIME	MPH	DIFF	TIME OF DAY
1 -		23.671	1:03.117	68.89	9.155	16:01:47.321
2 -	33.167	23.002	56.169	77.42	2.207	16:02:43.490
3 -	33.126	22.842	55.968	77.69	2.006	16:03:39.458
4 -	32.614	22.709	55.323	78.60	1.361	16:04:34.781
5 -	32.284	22.451	54.735 (2)	79.44	0.773	16:05:29.516
6 -	32.620	23.504	56.124	77.48	2.162	16:06:25.640
7 -	32.425	22.632	55.057	78.98	1.095	16:07:20.697
8 -	32.963	22.457	55.420	78.46	1.458	16:08:16.117
9 -	32.573	22.381	54.954 (3)	79.13	0.992	16:09:11.071
10 -	31.862	22.100	53.962 (1)	80.58		16:10:05.033

P3 62 F1 WRIGHT / BAILEY			RYDE YAMAHA - Stainless Steel Designs Ltd.			
IDEAL LAP TIME : 54.303		BEST LAP TIME : 54.303		DIFFERENCE : 0.000		
LAP	SECTOR 1	SECTOR 2	LAP TIME	MPH	DIFF	TIME OF DAY
1 -		23.646	1:03.953	67.99	9.650	16:01:48.157
2 -	33.474	22.860	56.334	77.19	2.031	16:02:44.491
3 -	33.419	22.721	56.140	77.45	1.837	16:03:40.631
4 -	32.933	22.568	55.501	78.35	1.198	16:04:36.132
5 -	32.548	22.508	55.056 (3)	78.98	0.753	16:05:31.188
6 -	33.452	22.618	56.070	77.55	1.767	16:06:27.258
7 -	32.694	22.346	55.040 (2)	79.00	0.737	16:07:22.298
8 -	32.915	22.181	55.096	78.92	0.793	16:08:17.394
9 -	33.054	22.171	55.225	78.74	0.922	16:09:12.619
10 -	32.190	22.113	54.303 (1)	80.08		16:10:06.922

P4 136 F1 EDWARDS / EDWARDS			LCR SUZUKI - ECONOMY HEATING SERVICES			
IDEAL LAP TIME : 53.692		BEST LAP TIME : 53.692		DIFFERENCE : 0.000		
LAP	SECTOR 1	SECTOR 2	LAP TIME	MPH	DIFF	TIME OF DAY
1 -		23.743	1:04.287	67.64	10.595	16:01:48.491
2 -	33.594	23.135	56.729	76.65	3.037	16:02:45.220
3 -	33.361	22.732	56.093	77.52	2.401	16:03:41.313
4 -	33.025	22.560	55.585	78.23	1.893	16:04:36.898
5 -	32.336	22.086	54.422 (2)	79.90	0.730	16:05:31.320
6 -	33.725	22.326	56.051	77.58	2.359	16:06:27.371
7 -	32.944	22.504	55.448	78.42	1.756	16:07:22.819
8 -	33.138	21.915	55.053 (3)	78.98	1.361	16:08:17.872
9 -	33.635	21.856	55.491	78.36	1.799	16:09:13.363
10 -	31.915	21.777	53.692 (1)	80.99		16:10:07.055

Weather / Track : Sunny / Damp

Brands Hatch Indy
Circuit Length = 1.2079 miles
Start: 16:00 Flag 16:10 End: 16:11

BMCRC - MRO Championships 2021 - Rnd 6 @ Brands Hatch Indy

BMCRC-RKB F1 & F2 Sidecars

RACE 15 - SECTOR ANALYSIS



SECTOR 1 = FL to I1, SECTOR 2 = I1 to FL, DIFF = Difference To Personal Best Lap, P = Crossed Finish Line in Pit Lane, D = Time Disallowed

P5 73 F2 GOODIER / BROWN			LCR - Rowtec Ltd			
IDEAL LAP TIME : 55.008		BEST LAP TIME : 55.121		DIFFERENCE : 0.113		
LAP	SECTOR 1	SECTOR 2	LAP TIME	MPH	DIFF	TIME OF DAY
1 -		23.975	1:05.481	66.40	10.360	16:01:49.685
2 -	34.132	23.310	57.442	75.70	2.321	16:02:47.127
3 -	35.334	22.365	57.699	75.36	2.578	16:03:44.826
4 -	33.386	22.587	55.973	77.69	0.852	16:04:40.799
5 -	34.362	22.103	56.465	77.01	1.344	16:05:37.264
6 -	33.672	22.370	56.042	77.59	0.921	16:06:33.306
7 -	33.425	22.101	55.526 (3)	78.31	0.405	16:07:28.832
8 -	33.038	22.338	55.376 (2)	78.52	0.255	16:08:24.208
9 -	32.907	22.214	55.121 (1)	78.89		16:09:19.329
10 -	33.833	22.133	55.966	77.70	0.845	16:10:15.295

P6 27 F1 KIRBY / KIRBY			ARS YAMAHA - KRT			
IDEAL LAP TIME : 53.918		BEST LAP TIME : 54.523		DIFFERENCE : 0.605		
LAP	SECTOR 1	SECTOR 2	LAP TIME	MPH	DIFF	TIME OF DAY
1 -		25.084	1:07.158	64.75	12.635	16:01:51.362
2 -	34.673	23.940	58.613	74.19	4.090	16:02:49.975
3 -	34.748	23.656	58.404	74.45	3.881	16:03:48.379
4 -	33.132	23.581	56.713	76.67	2.190	16:04:45.092
5 -	34.033	23.233	57.266	75.93	2.743	16:05:42.358
6 -	32.986	23.205	56.191	77.38	1.668	16:06:38.549
7 -	32.411	22.350	54.761 (2)	79.41	0.238	16:07:33.310
8 -	32.515	22.008	54.523 (1)	79.75		16:08:27.833
9 -	32.438	23.220	55.658	78.13	1.135	16:09:23.491
10 -	31.910	23.596	55.506 (3)	78.34	0.983	16:10:18.997

P7 39 F2 MOORE / DODD			IRESON HONDA - LBS Racing/Team Stannard			
IDEAL LAP TIME : 55.735		BEST LAP TIME : 55.880		DIFFERENCE : 0.145		
LAP	SECTOR 1	SECTOR 2	LAP TIME	MPH	DIFF	TIME OF DAY
1 -		23.897	1:05.103	66.79	9.223	16:01:49.307
2 -	34.296	23.272	57.568	75.53	1.688	16:02:46.875
3 -	34.453	23.122	57.575	75.52	1.695	16:03:44.450
4 -	33.493	22.741	56.234	77.33	0.354	16:04:40.684
5 -	34.829	22.750	57.579	75.52	1.699	16:05:38.263
6 -	33.547	23.047	56.594	76.83	0.714	16:06:34.857
7 -	33.294	22.727	56.021 (2)	77.62	0.141	16:07:30.878
8 -	33.335	22.696	56.031 (3)	77.61	0.151	16:08:26.909
9 -	33.361	23.676	57.037	76.24	1.157	16:09:23.946
10 -	33.439	22.441	55.880 (1)	77.82		16:10:19.826

P8 44 F2 KING / SIGSWORTH			Lumley Ireson - T E Solutions uk			
IDEAL LAP TIME : 56.063		BEST LAP TIME : 56.252		DIFFERENCE : 0.189		
LAP	SECTOR 1	SECTOR 2	LAP TIME	MPH	DIFF	TIME OF DAY
1 -		23.846	1:05.544	66.34	9.292	16:01:49.748
2 -	34.553	23.306	57.859	75.15	1.607	16:02:47.607
3 -	35.171	23.610	58.781	73.97	2.529	16:03:46.388
4 -	34.925	23.502	58.427	74.42	2.175	16:04:44.815
5 -	34.169	23.409	57.578	75.52	1.326	16:05:42.393
6 -	34.385	23.494	57.879	75.13	1.627	16:06:40.272
7 -	34.012	23.353	57.365	75.80	1.113	16:07:37.637
8 -	33.538	22.714	56.252 (1)	77.30		16:08:33.889
9 -	33.478	23.172	56.650 (3)	76.76	0.398	16:09:30.539
10 -	33.349	22.962	56.311 (2)	77.22	0.059	16:10:26.850

Weather / Track : Sunny / Damp

Brands Hatch Indy
Circuit Length = 1.2079 miles
Start: 16:00 Flag 16:10 End: 16:11

BMCRC - MRO Championships 2021 - Rnd 6 @ Brands Hatch Indy

BMCRC-RKB F1 & F2 Sidecars

RACE 15 - SECTOR ANALYSIS



SECTOR 1 = FL to I1, SECTOR 2 = I1 to FL, DIFF = Difference To Personal Best Lap, P = Crossed Finish Line in Pit Lane, D = Time Disallowed

P9 58 F2 EASTELL / GEDDES		Shelbourne YAMAHA - Lee Eastell Engineering services ltd				
IDEAL LAP TIME : 56.007		BEST LAP TIME : 56.447		DIFFERENCE : 0.440		
LAP	SECTOR 1	SECTOR 2	LAP TIME	MPH	DIFF	TIME OF DAY
1 -		24.352	1:07.400	64.51	10.953	16:01:51.604
2 -	33.874	23.538	57.412	75.74	0.965	16:02:49.016
3 -	33.970	23.537	57.507	75.61	1.060	16:03:46.523
4 -	35.370	23.676	59.046	73.64	2.599	16:04:45.569
5 -	34.136	23.334	57.470	75.66	1.023	16:05:43.039
6 -	34.841	23.252	58.093	74.85	1.646	16:06:41.132
7 -	33.927	23.074	57.001	76.28	0.554	16:07:38.133
8 -	33.732	22.921	56.653 (2)	76.75	0.206	16:08:34.786
9 -	33.475	23.338	56.813 (3)	76.54	0.366	16:09:31.599
10 -	33.915	22.532	56.447 (1)	77.03		16:10:28.046

P10 61 F1 FORREST / McCAULEY		WRINN/TAYLOR YAMAHA - Tweedvale Motorcycles				
IDEAL LAP TIME : 56.823		BEST LAP TIME : 56.880		DIFFERENCE : 0.057		
LAP	SECTOR 1	SECTOR 2	LAP TIME	MPH	DIFF	TIME OF DAY
1 -		24.882	1:08.634	63.35	11.754	16:01:52.838
2 -	35.731	23.442	59.173	73.48	2.293	16:02:52.011
3 -	36.395	22.536	58.931	73.79	2.051	16:03:50.942
4 -	34.537	23.539	58.076	74.87	1.196	16:04:49.018
5 -	34.287	22.593	56.880 (1)	76.45		16:05:45.898
6 -	35.043	23.045	58.088	74.86	1.208	16:06:43.986
7 -	35.574	22.603	58.177	74.74	1.297	16:07:42.163
8 -	34.377	22.636	57.013 (2)	76.27	0.133	16:08:39.176
9 -	34.348	23.325	57.673 (3)	75.40	0.793	16:09:36.849
10 -	34.344	23.774	58.118	74.82	1.238	16:10:34.967

P11 22 F2 PEARSON / PARKER		LCR SUZUKI -				
IDEAL LAP TIME : 57.096		BEST LAP TIME : 57.265		DIFFERENCE : 0.169		
LAP	SECTOR 1	SECTOR 2	LAP TIME	MPH	DIFF	TIME OF DAY
1 -		24.939	1:08.228	63.73	10.963	16:01:52.432
2 -	35.294	23.906	59.200	73.45	1.935	16:02:51.632
3 -	34.846	23.864	58.710	74.06	1.445	16:03:50.342
4 -	34.512	24.114	58.626	74.17	1.361	16:04:48.968
5 -	34.479	23.075	57.554	75.55	0.289	16:05:46.522
6 -	34.051	23.214	57.265 (1)	75.93		16:06:43.787
7 -	35.283	23.045	58.328	74.55	1.063	16:07:42.115
8 -	34.563	23.894	58.457	74.38	1.192	16:08:40.572
9 -	34.210	23.129	57.339 (2)	75.84	0.074	16:09:37.911
10 -	34.081	23.457	57.538 (3)	75.57	0.273	16:10:35.449

P12 95 F2 REMNANT / TILLEY		LUMLEY KAWASAKI -				
IDEAL LAP TIME : 56.729		BEST LAP TIME : 57.193		DIFFERENCE : 0.464		
LAP	SECTOR 1	SECTOR 2	LAP TIME	MPH	DIFF	TIME OF DAY
1 -		24.240	1:07.501	64.42	10.308	16:01:51.705
2 -	35.474	23.112	58.586	74.22	1.393	16:02:50.291
3 -	35.710	23.320	59.030	73.66	1.837	16:03:49.321
4 -	34.553	23.013	57.566 (3)	75.54	0.373	16:04:46.887
5 -	34.279	23.060	57.339 (2)	75.84	0.146	16:05:44.226
6 -	34.139	23.054	57.193 (1)	76.03		16:06:41.419
7 -	34.839	22.840	57.679	75.39	0.486	16:07:39.098
8 -	33.889	28.517	1:02.406	69.68	5.213	16:08:41.504
9 -	34.717	22.946	57.663	75.41	0.470	16:09:39.167
10 -	33.906	24.251	58.157	74.77	0.964	16:10:37.324

Weather / Track : Sunny / Damp

Brands Hatch Indy
Circuit Length = 1.2079 miles
Start: 16:00 Flag 16:10 End: 16:11

BMCRC - MRO Championships 2021 - Rnd 6 @ Brands Hatch Indy

BMCRC-RKB F1 & F2 Sidecars

RACE 15 - SECTOR ANALYSIS



SECTOR 1 = FL to I1, SECTOR 2 = I1 to FL, DIFF = Difference To Personal Best Lap, P = Crossed Finish Line in Pit Lane, D = Time Disallowed

P13 117 F1		POTTINGER / DODD		LCR YAMAHA - GB Precision Eng/Opal Fabrication		
IDEAL LAP TIME : 57.678		BEST LAP TIME : 57.813		DIFFERENCE : 0.135		
LAP	SECTOR 1	SECTOR 2	LAP TIME	MPH	DIFF	TIME OF DAY
1 -		24.651	1:05.357	66.53	7.544	16:01:49.561
2 -	35.223	23.988	59.211	73.44	1.398	16:02:48.772
3 -	35.342	24.140	59.482	73.10	1.669	16:03:48.254
4 -	36.150	24.411	1:00.561	71.80	2.748	16:04:48.815
5 -	36.018	24.074	1:00.092	72.36	2.279	16:05:48.907
6 -	35.864	24.149	1:00.013	72.46	2.200	16:06:48.920
7 -	35.163	23.744	58.907	73.82	1.094	16:07:47.827
8 -	35.002	23.622	58.624 (3)	74.17	0.811	16:08:46.451
9 -	34.166	23.942	58.108 (2)	74.83	0.295	16:09:44.559
10 -	34.056	23.757	57.813 (1)	75.21		16:10:42.372

P14 964 F2		ANDERSON / FAIRCLOUGH		LUMLEY KAWASAKI - mark kaye of durham		
IDEAL LAP TIME : 57.708		BEST LAP TIME : 57.986		DIFFERENCE : 0.278		
LAP	SECTOR 1	SECTOR 2	LAP TIME	MPH	DIFF	TIME OF DAY
1 -		25.100	1:08.531	63.45	10.545	16:01:52.735
2 -	35.438	23.986	59.424	73.17	1.438	16:02:52.159
3 -	35.239	23.401	58.640	74.15	0.654	16:03:50.799
4 -	34.693	23.983	58.676	74.11	0.690	16:04:49.475
5 -	34.962	23.508	58.470 (3)	74.37	0.484	16:05:47.945
6 -	34.307	23.679	57.986 (1)	74.99		16:06:45.931
7 -	35.276	23.718	58.994	73.71	1.008	16:07:44.925
8 -	35.361	23.801	59.162	73.50	1.176	16:08:44.087
9 -	34.786	27.412	1:02.198	69.91	4.212	16:09:46.285
10 -	34.647	23.482	58.129 (2)	74.80	0.143	16:10:44.414

P15 235 F2		DELAMARRE / SKINNER		LUMLEY KAWASAKI - Lumley Engineering		
IDEAL LAP TIME : 58.040		BEST LAP TIME : 58.040		DIFFERENCE : 0.000		
LAP	SECTOR 1	SECTOR 2	LAP TIME	MPH	DIFF	TIME OF DAY
1 -		24.879	1:10.008	62.11	11.968	16:01:54.212
2 -	35.306	24.064	59.370	73.24	1.330	16:02:53.582
3 -	35.554	24.045	59.599	72.96	1.559	16:03:53.181
4 -	34.500	23.540	58.040 (1)	74.92		16:04:51.221
5 -	34.778	24.265	59.043	73.65	1.003	16:05:50.264
6 -	34.943	24.221	59.164	73.50	1.124	16:06:49.428
7 -	35.355	23.642	58.997 (3)	73.70	0.957	16:07:48.425
8 -	34.663	24.129	58.792 (2)	73.96	0.752	16:08:47.217
9 -	34.534	24.602	59.136	73.53	1.096	16:09:46.353
10 -	35.229	24.288	59.517	73.06	1.477	16:10:45.870

P16 66 F2		LUMLEY / MORALEE		LUMLEY KAWASAKI - Lumley Engineering Ltd		
IDEAL LAP TIME : 58.700		BEST LAP TIME : 58.816		DIFFERENCE : 0.116		
LAP	SECTOR 1	SECTOR 2	LAP TIME	MPH	DIFF	TIME OF DAY
1 -		25.160	1:09.402	62.65	10.586	16:01:53.606
2 -	35.593	24.191	59.784	72.73	0.968	16:02:53.390
3 -	36.271	24.046	1:00.317	72.09	1.501	16:03:53.707
4 -	34.870	23.946	58.816 (1)	73.93		16:04:52.523
5 -	35.457	23.935	59.392	73.21	0.576	16:05:51.915
6 -	35.398	24.103	59.501	73.08	0.685	16:06:51.416
7 -	35.912	23.927	59.839	72.67	1.023	16:07:51.255
8 -	35.543	23.850	59.393	73.21	0.577	16:08:50.648
9 -	34.850	24.031	58.881 (2)	73.85	0.065	16:09:49.529
10 -	35.057	24.095	59.152 (3)	73.51	0.336	16:10:48.681

Weather / Track : Sunny / Damp

Brands Hatch Indy
Circuit Length = 1.2079 miles
Start: 16:00 Flag 16:10 End: 16:11

BMCRC - MRO Championships 2021 - Rnd 6 @ Brands Hatch Indy

BMCRC-RKB F1 & F2 Sidecars

RACE 15 - SECTOR ANALYSIS



SECTOR 1 = FL to I1, SECTOR 2 = I1 to FL, DIFF = Difference To Personal Best Lap, P = Crossed Finish Line in Pit Lane, D = Time Disallowed

P17 121 F1		LAWRENCE / HUGHES		LCR YAMAHA - highfield transport, JHM autos			
IDEAL LAP TIME : 58.607		BEST LAP TIME : 58.607		DIFFERENCE : 0.000			
LAP	SECTOR 1	SECTOR 2	LAP TIME	MPH	DIFF	TIME OF DAY	
1 -		25.634	1:11.346	60.95	12.739	16:01:55.550	
2 -	34.994	24.039	59.033 (2)	73.66	0.426	16:02:54.583	
3 -	35.621	24.072	59.693	72.84	1.086	16:03:54.276	
4 -	34.796	23.811	58.607 (1)	74.19		16:04:52.883	
5 -	35.261	23.912	59.173 (3)	73.48	0.566	16:05:52.056	
6 -	35.513	23.996	59.509	73.07	0.902	16:06:51.565	
7 -	36.595	24.384	1:00.979	71.31	2.372	16:07:52.544	
8 -	36.289	25.058	1:01.347	70.88	2.740	16:08:53.891	
9 -	37.291	25.840	1:03.131	68.88	4.524	16:09:57.022	
10 -	37.312	24.444	1:01.756	70.41	3.149	16:10:58.778	

P18 67 F1		JEFFREY / FIELD		WINDLE - MJP racing			
IDEAL LAP TIME : 1:00.850		BEST LAP TIME : 1:00.942		DIFFERENCE : 0.092			
LAP	SECTOR 1	SECTOR 2	LAP TIME	MPH	DIFF	TIME OF DAY	
1 -		26.480	1:13.338	59.29	12.396	16:01:57.542	
2 -	38.770	25.827	1:04.597	67.31	3.655	16:03:02.139	
3 -	38.690	25.543	1:04.233	67.70	3.291	16:04:06.372	
4 -	37.856	25.699	1:03.555	68.42	2.613	16:05:09.927	
5 -	38.536	24.672	1:03.208	68.79	2.266	16:06:13.135	
6 -	36.666	24.601	1:01.267 (2)	70.97	0.325	16:07:14.402	
7 -	37.541	24.333	1:01.874	70.28	0.932	16:08:16.276	
8 -	37.173	24.641	1:01.814 (3)	70.34	0.872	16:09:18.090	
9 -	36.758	24.184	1:00.942 (1)	71.35		16:10:19.032	

P19 167 F2		PETTMAN / DAWKINS		WINDLE 600 YAMAHA - Wesso Racing			
IDEAL LAP TIME : 1:01.065		BEST LAP TIME : 1:01.118		DIFFERENCE : 0.053			
LAP	SECTOR 1	SECTOR 2	LAP TIME	MPH	DIFF	TIME OF DAY	
1 -		26.005	1:12.282	60.16	11.164	16:01:56.486	
2 -	50.584	25.371	1:15.955	57.25	14.837	16:03:12.441	
3 -	37.245	24.788	1:02.033	70.10	0.915	16:04:14.474	
4 -	36.455	24.663	1:01.118 (1)	71.15		16:05:15.592	
5 -	36.402	25.621	1:02.023	70.11	0.905	16:06:17.615	
6 -	36.795	25.021	1:01.816	70.34	0.698	16:07:19.431	
7 -	37.346	25.243	1:02.589	69.47	1.471	16:08:22.020	
8 -	36.575	25.009	1:01.584 (3)	70.61	0.466	16:09:23.604	
9 -	36.493	24.791	1:01.284 (2)	70.95	0.166	16:10:24.888	

P20 38 F2		MOSS / MOSS		Shelbourne YAMAHA - LifeSafety Motorsport - CharlieMossRaci			
IDEAL LAP TIME : 1:03.277		BEST LAP TIME : 1:03.606		DIFFERENCE : 0.329			
LAP	SECTOR 1	SECTOR 2	LAP TIME	MPH	DIFF	TIME OF DAY	
1 -		25.967	1:13.577	59.10	9.971	16:01:57.781	
2 -	39.579	25.414	1:04.993	66.90	1.387	16:03:02.774	
3 -	38.351	25.551	1:03.902 (3)	68.05	0.296	16:04:06.676	
4 -	37.940	25.719	1:03.659 (2)	68.31	0.053	16:05:10.335	
5 -	40.921	25.713	1:06.634	65.26	3.028	16:06:16.969	
6 -	38.269	25.337	1:03.606 (1)	68.36		16:07:20.575	
7 -	38.679	25.869	1:04.548	67.37	0.942	16:08:25.123	
8 -	39.470	26.594	1:06.064	65.82	2.458	16:09:31.187	
9 -	39.523	27.002	1:06.525	65.36	2.919	16:10:37.712	

Weather / Track : Sunny / Damp

Brands Hatch Indy
Circuit Length = 1.2079 miles
Start: 16:00 Flag 16:10 End: 16:11

BMCRC - MRO Championships 2021 - Rnd 6 @ Brands Hatch Indy

BMCRC-RKB F1 & F2 Sidecars

RACE 15 - SECTOR ANALYSIS



SECTOR 1 = FL to I1, SECTOR 2 = I1 to FL, DIFF = Difference To Personal Best Lap, P = Crossed Finish Line in Pit Lane, D = Time Disallowed

P21 37 F2 MORPHET / REILLY			LCR SUZUKI -			
IDEAL LAP TIME : 56.637		BEST LAP TIME : 56.736		DIFFERENCE : 0.099		
LAP	SECTOR 1	SECTOR 2	LAP TIME	MPH	DIFF	TIME OF DAY
1 -		24.816	1:07.800	64.13	11.064	16:01:52.004
2 -	35.501	23.650	59.151	73.51	2.415	16:02:51.155
3 -	35.113	23.426	58.539	74.28	1.803	16:03:49.694
4 -	34.831	24.096	58.927	73.79	2.191	16:04:48.621
5 -	33.938	23.231	57.169 (3)	76.06	0.433	16:05:45.790
6 -	33.607	23.129	56.736 (1)	76.64		16:06:42.526
7 -	33.985	23.030	57.015 (2)	76.27	0.279	16:07:39.541

P22 41 F2 RILEY / JAMES			D D M - Finecut Developments			
IDEAL LAP TIME : 56.833		BEST LAP TIME : 56.833		DIFFERENCE : 0.000		
LAP	SECTOR 1	SECTOR 2	LAP TIME	MPH	DIFF	TIME OF DAY
1 -		24.567	1:06.971	64.93	10.138	16:01:51.175
2 -	34.953	23.628	58.581	74.23	1.748	16:02:49.756
3 -	34.091	22.742	56.833 (1)	76.51		16:03:46.589
4 -	35.002	23.392	58.394	74.47	1.561	16:04:44.983
5 -	34.386	23.848	58.234 (3)	74.67	1.401	16:05:43.217
6 -	34.886	23.088	57.974 (2)	75.00	1.141	16:06:41.191

P23 25 F1 HOPE / MACLAURIN			LCR YAMAHA - Amr			
IDEAL LAP TIME : 55.852		BEST LAP TIME : 56.016		DIFFERENCE : 0.164		
LAP	SECTOR 1	SECTOR 2	LAP TIME	MPH	DIFF	TIME OF DAY
1 -		24.436	1:06.222	65.66	10.206	16:01:50.426
2 -	34.083	23.454	57.537	75.57	1.521	16:02:47.963
3 -	34.554	22.829	57.383 (3)	75.78	1.367	16:03:45.346
4 -	33.023	22.993	56.016 (1)	77.63		16:04:41.362
5 -	34.410	22.954	57.364 (2)	75.80	1.348	16:05:38.726

P24 19 F1 MACBRIDE / THOMPSON			LCR SUZUKI - Lifesafety Motorsport			
IDEAL LAP TIME : 1:08.140		BEST LAP TIME : 1:08.667		DIFFERENCE : 0.527		
LAP	SECTOR 1	SECTOR 2	LAP TIME	MPH	DIFF	TIME OF DAY
1 -		27.480	1:17.186	56.33	8.519	16:02:01.390
2 -	43.067	27.081	1:10.148 (3)	61.99	1.481	16:03:11.538
3 -	41.059	27.608	1:08.667 (1)	63.32		16:04:20.205
4 -	41.374	27.820	1:09.194 (2)	62.84	0.527	16:05:29.399
5 -	41.922	29.656	1:11.578	60.75	2.911	16:06:40.977

P25 5 F2 TAYLOR / HART			SUZUKI -			
IDEAL LAP TIME :		BEST LAP TIME :		DIFFERENCE :		
LAP	SECTOR 1	SECTOR 2	LAP TIME	MPH	DIFF	TIME OF DAY
1 -		26.272	1:11.558	60.77		16:01:55.762

P26 8 F1 TAMPIN / DAVIES			HONDA -			
IDEAL LAP TIME :		BEST LAP TIME :		DIFFERENCE :		
LAP	SECTOR 1	SECTOR 2	LAP TIME	MPH	DIFF	TIME OF DAY
1 -		25.932	1:12.475	60.00		16:01:56.679

BMCRC - MRO Championships 2021 - Rnd 6 @ Brands Hatch Indy

BMCRC-RKB F1 & F2 Sidecars

RACE 15 - BEST SECTORS

SECTOR 1			SECTOR 2			IDEAL / BEST COMPARISON						
POS	NO	NAME	TIME	NO	NAME	TIME	POS	NO	NAME	IDEAL	BEST	DIFF
									PERFECT LAP	53.639		
1	125	GIBSON / MOORE	31.862	136	EDWARDS / EDWARDS	21.777	1	136	EDWARDS / EDWARDS	53.692	53.692	0.000
2	27	KIRBY / KIRBY	31.910	27	KIRBY / KIRBY	22.008	2	27	KIRBY / KIRBY	53.918	54.523	0.605
3	136	EDWARDS / EDWARDS	31.915	32	GUY / RANSLEY	22.009	3	125	GIBSON / MOORE	53.962	53.962	0.000
4	32	GUY / RANSLEY	31.978	125	GIBSON / MOORE	22.100	4	32	GUY / RANSLEY	53.987	53.987	0.000
5	62	WRIGHT / BAILEY	32.190	73	GOODIER / BROWN	22.101	5	62	WRIGHT / BAILEY	54.303	54.303	0.000
6	73	GOODIER / BROWN	32.907	62	WRIGHT / BAILEY	22.113	6	73	GOODIER / BROWN	55.008	55.121	0.113
7	25	HOPE / MACLAURIN	33.023	39	MOORE / DODD	22.441	7	39	MOORE / DODD	55.735	55.880	0.145
8	39	MOORE / DODD	33.294	58	EASTELL / GEDDES	22.532	8	25	HOPE / MACLAURIN	55.852	56.016	0.164
9	44	KING / SIGSWORTH	33.349	61	FORREST / McCAULEY	22.536	9	58	EASTELL / GEDDES	56.007	56.447	0.440
10	58	EASTELL / GEDDES	33.475	44	KING / SIGSWORTH	22.714	10	44	KING / SIGSWORTH	56.063	56.252	0.189
11	37	MORPHET / REILLY	33.607	41	RILEY / JAMES	22.742	11	37	MORPHET / REILLY	56.637	56.736	0.099
12	95	REMNANT / TILLEY	33.889	25	HOPE / MACLAURIN	22.829	12	95	REMNANT / TILLEY	56.729	57.193	0.464
13	22	PEARSON / PARKER	34.051	95	REMNANT / TILLEY	22.840	13	61	FORREST / McCAULEY	56.823	56.880	0.057
14	117	POTTINGER / DODD	34.056	37	MORPHET / REILLY	23.030	14	41	RILEY / JAMES	56.833	56.833	0.000
15	41	RILEY / JAMES	34.091	22	PEARSON / PARKER	23.045	15	22	PEARSON / PARKER	57.096	57.265	0.169
16	61	FORREST / McCAULEY	34.287	964	ANDERSON / FAIRCLOUGH	23.401	16	117	POTTINGER / DODD	57.678	57.813	0.135
17	964	ANDERSON / FAIRCLOUGH	34.307	235	DELAMARRE / SKINNER	23.540	17	964	ANDERSON / FAIRCLOUGH	57.708	57.986	0.278
18	235	DELAMARRE / SKINNER	34.500	117	POTTINGER / DODD	23.622	18	235	DELAMARRE / SKINNER	58.040	58.040	0.000
19	121	LAWRENCE / HUGHES	34.796	121	LAWRENCE / HUGHES	23.811	19	121	LAWRENCE / HUGHES	58.607	58.607	0.000
20	66	LUMLEY / MORALEE	34.850	66	LUMLEY / MORALEE	23.850	20	66	LUMLEY / MORALEE	58.700	58.816	0.116
21	167	PETTMAN / DAWKINS	36.402	67	JEFFREY / FIELD	24.184	21	67	JEFFREY / FIELD	1:00.850	1:00.942	0.092
22	67	JEFFREY / FIELD	36.666	167	PETTMAN / DAWKINS	24.663	22	167	PETTMAN / DAWKINS	1:01.065	1:01.118	0.053
23	38	MOSS / MOSS	37.940	38	MOSS / MOSS	25.337	23	38	MOSS / MOSS	1:03.277	1:03.606	0.329
24	19	MACBRIDE / THOMPSON	41.059	8	TAMPIN / DAVIES	25.932	24	19	MACBRIDE / THOMPSON	1:08.140	1:08.667	0.527
25				5	TAYLOR / HART	26.272	25	8	TAMPIN / DAVIES			
26				19	MACBRIDE / THOMPSON	27.081	26	5	TAYLOR / HART			

Weather / Track : Sunny / Damp

Brands Hatch Indy
 Circuit Length = 1.2079 miles
 Start: 16:00 Flag 16:10 End: 16:11

Results can be found at www.tsl-timing.com

Printed - 16:12 Sunday, 03 October 2021

BMCRC - MRO Championships 2021 - Rnd 6 @ Brands Hatch Indy

BMCRC-RKB F1 & F2 Sidecars

RACE 15 - STATISTICS

Competitors Started	26
Planned Start	2021-10-03 @ 15:00:00.000
Actual Start	2021-10-03 @ 16:00:44.203
Finish Time	2021-10-03 @ 16:10:04.434
Track Length	1.2079mi.
Total Laps	222
Total Distance Covered	268.1639mi.

Session Fastest Lap History

NO	CL	NAME	LAP TIME	TIME OF DAY	LAP	VEHICLE
32	F1	GUY / RANSLEY	55.898	16:02:42.319	2	LCR SUZUKI
32	F1	GUY / RANSLEY	54.929	16:04:33.786	4	LCR SUZUKI
125	F2	GIBSON / MOORE	54.735	16:05:29.536	5	Shelbourne SUZUKI
136	F1	EDWARDS / EDWARDS	54.422	16:05:31.274	5	LCR SUZUKI
32	F1	GUY / RANSLEY	53.987	16:10:04.450	10	LCR SUZUKI
125	F2	GIBSON / MOORE	53.962	16:10:05.052	10	Shelbourne SUZUKI
136	F1	EDWARDS / EDWARDS	53.692	16:10:07.011	10	LCR SUZUKI

Session Leader History

NO	CL	NAME	FROM LAP	LAPS LED	DISTANCE	VEHICLE
32	F1	GUY / RANSLEY	1	10	12.07 miles	LCR SUZUKI

Flag History

TYPE	TIME OF DAY
GREEN	16:00:44.203
FINISH	16:10:04.434

Flag Statistics

TYPE	COUNT	TOTAL LAPS	TOTAL TIME
Green	1	10	10:26.201
Red	0	0	0.000
Safety Car	0	0	0.000
FCY	0	0	0.000

BMCRC - MRO Championships 2021 - Rnd 6 @ Brands Hatch Indy

BMCRC-RKB F1 & F2 Sidecars

RACE 15 - STATISTICS

CLASS : F1

11 Starters

Fastest Lap History

NO	NAME	LAP TIME	TIME OF DAY	LAP	VEHICLE
32	GUY / RANSLEY	55.898	16:02:42.319	2	LCR SUZUKI
32	GUY / RANSLEY	54.929	16:04:33.786	4	LCR SUZUKI
136	EDWARDS / EDWARDS	54.422	16:05:31.274	5	LCR SUZUKI
32	GUY / RANSLEY	53.987	16:10:04.450	10	LCR SUZUKI
136	EDWARDS / EDWARDS	53.692	16:10:07.011	10	LCR SUZUKI

Leader History

NO	NAME	FROM LAP	LAPS LED	DISTANCE	VEHICLE
32	GUY / RANSLEY	1	10	12.07 miles	LCR SUZUKI

BMCRC - MRO Championships 2021 - Rnd 6 @ Brands Hatch Indy

BMCRC-RKB F1 & F2 Sidecars

RACE 15 - STATISTICS

CLASS : F2

15 Starters

Fastest Lap History

NO	NAME	LAP TIME	TIME OF DAY	LAP	VEHICLE
125	GIBSON / MOORE	56.169	16:02:43.510	2	Shelbourne SUZUKI
125	GIBSON / MOORE	55.968	16:03:39.477	3	Shelbourne SUZUKI
125	GIBSON / MOORE	55.323	16:04:34.801	4	Shelbourne SUZUKI
125	GIBSON / MOORE	54.735	16:05:29.536	5	Shelbourne SUZUKI
125	GIBSON / MOORE	53.962	16:10:05.052	10	Shelbourne SUZUKI

Leader History

NO	NAME	FROM LAP	LAPS LED	DISTANCE	VEHICLE
125	GIBSON / MOORE	1	10	12.07 miles	Shelbourne SUZUKI

BMCRC-MRO Championships 2021



BMCRC THUNDERBIKE EXTREME & TBR PERFORMANCE ULTRA Supported by Steve Jordan Motorcycles

Brands Hatch Indy

2nd / 3rd October 2021



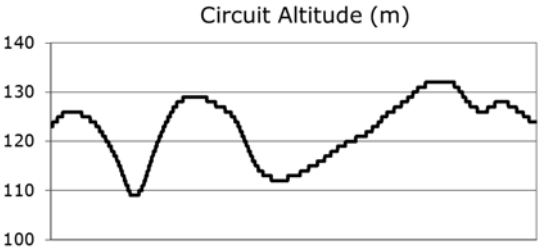
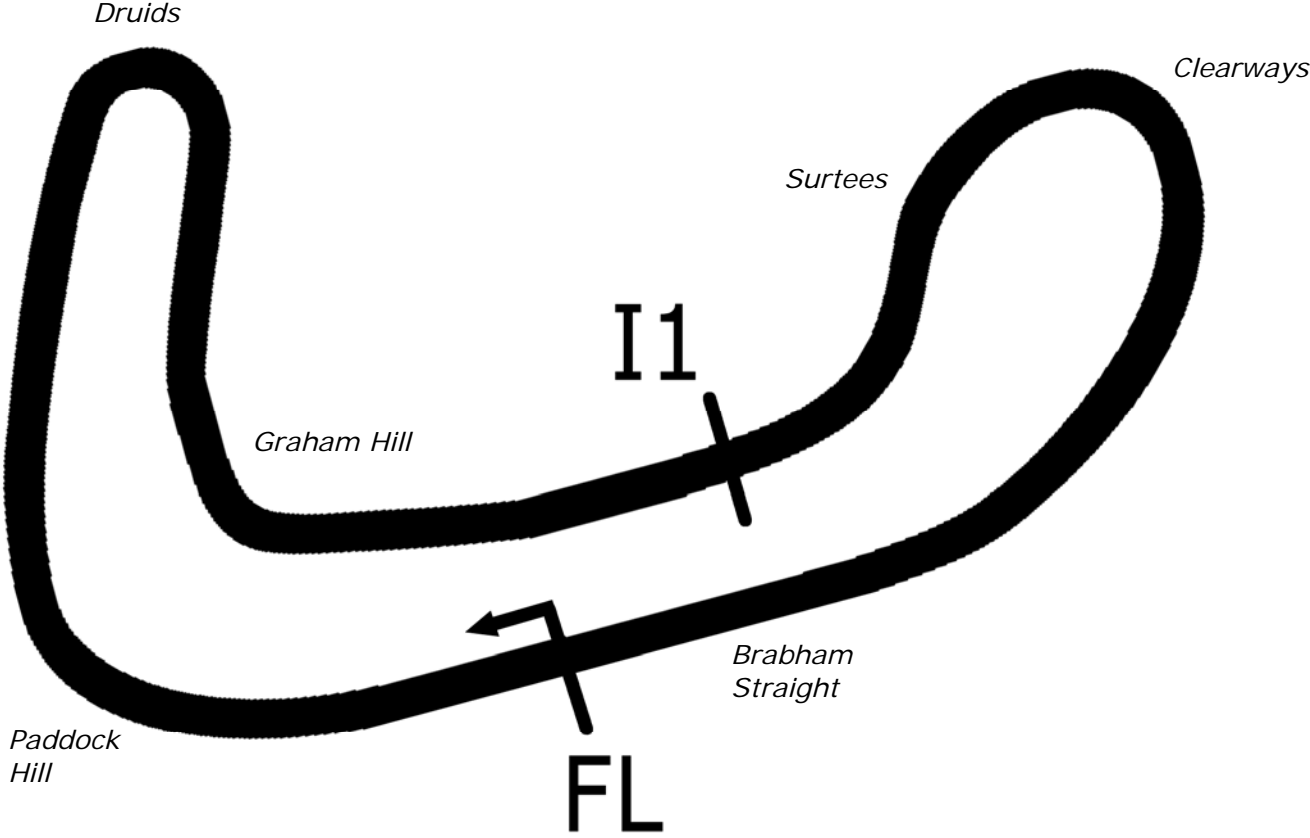
Results Provided by Timing Solutions Ltd
www.tsl-timing.com

Brands Hatch Indy



SPORTS TIMING

TIMING SOLUTIONS LTD



Length	1.2079 miles	1944.0 m	
FL		51.36032 N	0.26032 E
I1	1112m	51.35934 N	0.25955 E
Pit Entry	1669m	51.35911 N	0.25743 E
Pit Exit	26m after FL	51.36027 N	0.26078 E
Pit Entry–Pit Exit 277m, 16.6s @60kph, 12.4s @80kph			

BMCRC - MRO Championships 2021 - Rnd 6 @ Brands Hatch Indy

Thunderbike Extreme & Ultra & Rookie 1000

QUALIFYING - CLASSIFICATION



POS	NO	CL	PIC NAME	ENTRY	TIME	ON	LAPS	GAP	DIFF	MPH
1	102	U	1 James FEARN	Suzuki GSXR1000 - Jwf tiling, palmer race skool, the f	51.039	11	12			85.20
2	275	U	2 Mark WILBY	Suzuki GSXR1000 - Bandido Beer	51.330	8	11	0.291	0.291	84.71
3	961	E	1 Jack SIM	Yamaha R6 - Platform Lift Engineers Ltd	51.781	6	11	0.742	0.451	83.98
4	5	U	3 Stacey KILLWORTH	Suzuki GSXR 1000 - Greenplant/Everns	51.996	6	9	0.957	0.215	83.63
5	20	U	4 Connor SWYER	SUZUKI GSXR 1000 K6 - WSC Performace & lleithyr f	52.041	11	11	1.002	0.045	83.56
6	29	U	5 Cecil DINSMORE	Suzuki GSXR 1000 - KnC Motorsport	52.124	6	8	1.085	0.083	83.42
7	100	1000	1 Antony HUNTER	Kawasaki ZX10 - Uncletoms motoring centre	52.232	5	11	1.193	0.108	83.25
8	220	U	6 Glenn KIRK	Yamaha YZF-R1 - Vanguard Motorsport Ltd	52.240	9	11	1.201	0.008	83.24
9	344	1000	2 Andrew WILLIAMS	Suzuki GSXR - Standard signs	52.458	8	11	1.419	0.218	82.89
10	77	E	2 David MAY	Suzuki GSXR 750 K1 - ELP Racing	52.619	10	11	1.580	0.161	82.64
11	213	E	3 Jack PETRIE	Yamaha YZF 750 - Am tiling	53.046	8	10	2.007	0.427	81.97
12	53	1000	3 Seamus McGLYNN	Yamaha R1 -	53.128	10	11	2.089	0.082	81.85
13	41	U	7 David ABRAHAM	Yamaha R1 - Cambridge Motorcycles	53.156	10	11	2.117	0.028	81.80
14	129	E	4 Derek CRIPPS	Yamaha R1 - Kelly Cripps - Team FBR	53.289	10	10	2.250	0.133	81.60
15	138	E	5 James REVELEY	Yamaha R6 - PCN Racing	53.531	7	11	2.492	0.242	81.23
16	22	E	6 Matthew MAY	Honda CBR600F3 - Splurgen	53.799	7	11	2.760	0.268	80.83
17	28	E	7 David SPENCER	Suzuki GSXR 600 -	53.905	8	10	2.866	0.106	80.67
18	110	1000	4 Michael CLARKE	Yamaha R1 - BIKEBASE.ltd	54.624	3	6	3.585	0.719	79.60
19	180	1000	5 Mark OVEL	Yamaha R1 - I NEED A SPONSOR	54.669	9	10	3.630	0.045	79.54
20	119	E	8 Simon HEALEY	Yamaha R1 - Popular Tyres Ltd / Pro Parts Ltd	54.711	10	11	3.672	0.042	79.48
21	9	E	9 Chris CAYFORD	Honda CB500 - Multi-Tech Coachworks	54.735	8	11	3.696	0.024	79.44
22	651	U	8 Andrew MOXON	Yamaha R1 - Dartmotorsport.com + Vanguard motorsp	54.845	9	10	3.806	0.110	79.28
23	3	E	10 Tom BARRETT	Honda RS250 - The Two Stroke Workshop	54.958	9	11	3.919	0.113	79.12
24	55	E	11 Nick HODGINS	Suzuki GSXR 750 - Dad, Claire, Super Sam, ASR, Caz	55.011	7	11	3.972	0.053	79.04
25	73	E	12 Oliver MACRAE	Yamaha R6 - EPS Pumps	55.140	9	10	4.101	0.129	78.86
26	86	1000	6 Frederico LOPES	Kawasaki ZX10R - FLR Procurement Ltd	55.705	3	3	4.666	0.565	78.06
27	222	1000	7 Phil ROOKE	Kawasaki ZX10R - AJ ROOKE ELECTRICAL CONTR/	55.860	5	9	4.821	0.155	77.84
28	23	U	9 Justin ROSE	Yamaha R1 -	55.944	7	10	4.905	0.084	77.73
29	159	E	13 Benn RIDGWELL	Suzuki SV650 - Ridgely Racing	56.743	9	10	5.704	0.799	76.63
30	6	E	14 Andrew FIRTH	Yamaha YZF-R1 - LTRmotorcycles.co.uk / Palmer Ra	56.784	10	10	5.745	0.041	76.58
31	19	1000	8 Lee GRANT	Yamaha R1M - Grant carpentry and construction ltd	57.029	1	4	5.990	0.245	76.25
32	12	1000	9 Paul BOXALL	Kawasaki ZX10R - WG Tyres	57.200	8	10	6.161	0.171	76.02
33	101	E	15 Glen TRIPP	Honda CBR 600FW - yaki too racing	57.407	8	10	6.368	0.207	75.75
34	46	E	16 Adrian DRAPER	Suzuki GSXR 750 - droopy racing uk	59.786	2	5	8.747	2.379	72.73
35	21	U	10 Danny BRENNAN	Yamaha R1 - Greenplantuk	1:01.847	2	2	10.808	2.061	70.31
36	18	E	17 Stuart ALBON	Honda 954 FIREBLADE - Winter Sun Skydiving	1:04.435	7	8	13.396	2.588	67.48

Weather / Track : Cloudy / Dry

These results are provisional until the conclusion of any judicial and technical matters.

Brands Hatch Indy

Circuit Length = 1.2079 miles

Start: 09:37 Flag 09:47 End: 09:48

Clerk Of Course :	Stewards :	Timekeeper :
-------------------	------------	--------------

Results can be found at www.tsl-timing.com

Printed - 09:49 Saturday, 02 October 2021



BMCR - MRO Championships 2021 - Rnd 6 @ Brands Hatch Indy

Thunderbike Extreme & Ultra & Rookie 1000

QUALIFYING - SECTOR ANALYSIS



SECTOR 1 = FL to I1, SECTOR 2 = I1 to FL, DIFF = Difference To Personal Best Lap, P = Crossed Finish Line in Pit Lane, D = Time Disallowed

P1 102 U James FEARN		Suzuki GSXR1000 - Jwf tiling, palmer race skool, the factory				
IDEAL LAP TIME : 51.039		BEST LAP TIME : 51.039		DIFFERENCE : 0.000		
LAP	SECTOR 1	SECTOR 2	LAP TIME	MPH	DIFF	TIME OF DAY
1 -	34.740	21.882	56.622	76.80	5.583	09:38:41.931
2 -	32.686	20.753	53.439	81.37	2.400	09:39:35.370
3 -	32.051	20.820	52.871	82.24	1.832	09:40:28.241
4 -	31.519	20.732	52.251	83.22	1.212	09:41:20.492
5 -	31.615	20.477	52.092	83.47	1.053	09:42:12.584
6 -	31.560	20.235	51.795 (3)	83.95	0.756	09:43:04.379
7 -	31.082	21.772	52.854	82.27	1.815	09:43:57.233
8 -	31.518	21.073	52.591	82.68	1.552	09:44:49.824
9 -	31.462	20.414	51.876	83.82	0.837	09:45:41.700
10 -	31.154	20.166	51.320 (2)	84.73	0.281	09:46:33.020
11 -	30.893	20.146	51.039 (1)	85.20		09:47:24.059
12 -	31.110	21.024	52.134	83.41	1.095	09:48:16.193

P2 275 U Mark WILBY		Suzuki GSXR1000 - Bandido Beer				
IDEAL LAP TIME : 51.329		BEST LAP TIME : 51.330		DIFFERENCE : 0.001		
LAP	SECTOR 1	SECTOR 2	LAP TIME	MPH	DIFF	TIME OF DAY
1 -	33.745	22.250	55.995	77.66	4.665	09:39:03.573
2 -	32.297	21.087	53.384	81.45	2.054	09:39:56.957
3 -	31.480	21.186	52.666	82.56	1.336	09:40:49.623
4 -	32.256	21.940	54.196	80.23	2.866	09:41:43.819
5 -	32.936	21.186	54.122	80.34	2.792	09:42:37.941
6 -	31.170	20.811	51.981 (3)	83.65	0.651	09:43:29.922
7 -	31.755	21.379	53.134	81.84	1.804	09:44:23.056
8 -	30.887	20.443	51.330 (1)	84.71		09:45:14.386
9 -	30.886	20.810	51.696 (2)	84.11	0.366	09:46:06.082
10 -	31.003	21.197	52.200	83.30	0.870	09:46:58.282
11 -	31.518	20.798	52.316	83.12	0.986	09:47:50.598

P3 961 E Jack SIM		Yamaha R6 - Platform Lift Engineers Ltd				
IDEAL LAP TIME : 51.781		BEST LAP TIME : 51.781		DIFFERENCE : 0.000		
LAP	SECTOR 1	SECTOR 2	LAP TIME	MPH	DIFF	TIME OF DAY
1 -	33.886	22.194	56.080	77.54	4.299	09:38:40.853
2 -	32.587	21.561	54.148	80.30	2.367	09:39:35.001
3 -	31.960	21.381	53.341	81.52	1.560	09:40:28.342
4 -	31.768	21.151	52.919	82.17	1.138	09:41:21.261
5 -	31.221	21.014	52.235 (2)	83.25	0.454	09:42:13.496
6 -	31.182	20.599	51.781 (1)	83.98		09:43:05.277
7 -	31.944	20.840	52.784	82.38	1.003	09:43:58.061
8 -	31.545	21.262	52.807	82.34	1.026	09:44:50.868
9 -	31.721	21.025	52.746	82.44	0.965	09:45:43.614
10 -	31.842	20.854	52.696	82.52	0.915	09:46:36.310
11 -	31.462	21.051	52.513 (3)	82.81	0.732	09:47:28.823

P4 5 U Stacey KILLWORTH		Suzuki GSXR 1000 - Greenplant/Everns				
IDEAL LAP TIME : 51.681		BEST LAP TIME : 51.996		DIFFERENCE : 0.315		
LAP	SECTOR 1	SECTOR 2	LAP TIME	MPH	DIFF	TIME OF DAY
1 -	33.687	21.036	54.723	79.46	2.727	09:38:57.598
2 -	32.120	20.985	53.105	81.88	1.109	09:39:50.703
3 -	33.142	21.363	54.505	79.78	2.509	09:40:45.208
4 -	33.450	20.736	54.186	80.25	2.190	09:41:39.394
5 -	31.944	20.964	52.908	82.19	0.912	09:42:32.302
6 -	31.377	20.619	51.996 (1)	83.63		09:43:24.298
7 -	31.062	21.377	52.439	82.92	0.443	09:44:16.737
8 -	31.434	20.737	52.171 (2)	83.35	0.175	09:45:08.908
9 -	31.342	20.849	52.191 (3)	83.32	0.195	09:46:01.099

Weather / Track : Cloudy / Dry

Brands Hatch Indy
Circuit Length = 1.2079 miles
Start: 09:37 Flag 09:47 End: 09:48

BMCR - MRO Championships 2021 - Rnd 6 @ Brands Hatch Indy

Thunderbike Extreme & Ultra & Rookie 1000

QUALIFYING - SECTOR ANALYSIS



SECTOR 1 = FL to I1, SECTOR 2 = I1 to FL, DIFF = Difference To Personal Best Lap, P = Crossed Finish Line in Pit Lane, D = Time Disallowed

P5		20 U		Connor SWYER		SUZUKI GSXR 1000 K6 - WSC Performace & lleithyr farm	
IDEAL LAP TIME : 52.041		BEST LAP TIME : 52.041		DIFFERENCE : 0.000			
LAP	SECTOR 1	SECTOR 2	LAP TIME	MPH	DIFF	TIME OF DAY	
1 -	36.262	23.396	59.658	72.89	7.617	09:38:47.382	
2 -	35.626	23.756	59.382	73.23	7.341	09:39:46.764	
3 -	34.236	22.445	56.681	76.72	4.640	09:40:43.445	
4 -	33.309	21.978	55.287	78.65	3.246	09:41:38.732	
5 -	32.243	21.532	53.775	80.86	1.734	09:42:32.507	
6 -	32.442	21.852	54.294	80.09	2.253	09:43:26.801	
7 -	32.719	21.624	54.343	80.02	2.302	09:44:21.144	
8 -	31.841	21.700	53.541 (3)	81.22	1.500	09:45:14.685	
9 -	32.457	21.307	53.764	80.88	1.723	09:46:08.449	
10 -	31.455	21.212	52.667 (2)	82.56	0.626	09:47:01.116	
11 -	31.145	20.896	52.041 (1)	83.56		09:47:53.157	

P6		29 U		Cecil DINSMORE		Suzuki GSXR 1000 - KnC Motorsport	
IDEAL LAP TIME : 51.902		BEST LAP TIME : 52.124		DIFFERENCE : 0.222			
LAP	SECTOR 1	SECTOR 2	LAP TIME	MPH	DIFF	TIME OF DAY	
1 -	33.236	22.455	55.691	78.08	3.567	09:38:57.273	
2 -	32.147	21.011	53.158	81.80	1.034	09:39:50.431	
3 -	32.805	21.540	54.345	80.01	2.221	09:40:44.776	
4 -	33.438	20.695	54.133	80.33	2.009	09:41:38.909	
5 -	32.338	20.642	52.980 (3)	82.08	0.856	09:42:31.889	
6 -	31.622	20.502	52.124 (1)	83.42		09:43:24.013	
7 -	32.209	20.862	53.071	81.93	0.947	09:44:17.084	
8 -	31.888	20.280	52.168 (2)	83.35	0.044	09:45:09.252	

P7		100 1000		Antony HUNTER		Kawasaki ZX10 - Uncletoms motoring centre	
IDEAL LAP TIME : 52.073		BEST LAP TIME : 52.232		DIFFERENCE : 0.159			
LAP	SECTOR 1	SECTOR 2	LAP TIME	MPH	DIFF	TIME OF DAY	
1 -	33.407	21.953	55.360	78.55	3.128	09:38:52.570	
2 -	33.187	22.630	55.817	77.90	3.585	09:39:48.387	
3 -	33.560	21.116	54.676	79.53	2.444	09:40:43.063	
4 -	33.046	20.864	53.910 (3)	80.66	1.678	09:41:36.973	
5 -	31.736	20.496	52.232 (1)	83.25		09:42:29.205	
6 -	31.577	20.788	52.365 (2)	83.04	0.133	09:43:21.570	
7 -	32.995	22.411	55.406	78.48	3.174	09:44:16.976	
8 -	34.665	22.614	57.279	75.91	5.047	09:45:14.255	
9 -	35.477	21.752	57.229	75.98	4.997	09:46:11.484	
10 -	34.698	21.896	56.594	76.83	4.362	09:47:08.078	
11 -	33.814	22.012	55.826	77.89	3.594	09:48:03.904	

P8		220 U		Glenn KIRK		Yamaha YZF-R1 - Vanguard Motorsport Ltd	
IDEAL LAP TIME : 52.128		BEST LAP TIME : 52.240		DIFFERENCE : 0.112			
LAP	SECTOR 1	SECTOR 2	LAP TIME	MPH	DIFF	TIME OF DAY	
1 -	38.840	24.095	1:02.935	69.09	10.695	09:38:47.951	
2 -	37.003	23.458	1:00.461	71.92	8.221	09:39:48.412	
3 -	35.205	22.336	57.541	75.57	5.301	09:40:45.953	
4 -	34.476	22.209	56.685	76.71	4.445	09:41:42.638	
5 -	34.398	21.475	55.873	77.83	3.633	09:42:38.511	
6 -	32.312	20.742	53.054	81.96	0.814	09:43:31.565	
7 -	32.470	20.771	53.241	81.67	1.001	09:44:24.806	
8 -	31.650	20.668	52.318 (2)	83.11	0.078	09:45:17.124	
9 -	31.762	20.478	52.240 (1)	83.24		09:46:09.364	
10 -	31.807	20.692	52.499	82.83	0.259	09:47:01.863	
11 -	31.736	20.670	52.406 (3)	82.97	0.166	09:47:54.269	

Weather / Track : Cloudy / Dry

Brands Hatch Indy
Circuit Length = 1.2079 miles
Start: 09:37 Flag 09:47 End: 09:48

BMCRC - MRO Championships 2021 - Rnd 6 @ Brands Hatch Indy

Thunderbike Extreme & Ultra & Rookie 1000

QUALIFYING - SECTOR ANALYSIS



SECTOR 1 = FL to I1, SECTOR 2 = I1 to FL, DIFF = Difference To Personal Best Lap, P = Crossed Finish Line in Pit Lane, D = Time Disallowed

P9 344 1000 Andrew WILLIAMS			Suzuki GSXR - Standard signs			
IDEAL LAP TIME : 52.458		BEST LAP TIME : 52.458	DIFFERENCE : 0.000			
LAP	SECTOR 1	SECTOR 2	LAP TIME	MPH	DIFF	TIME OF DAY
1 -	34.731	21.748	56.479	76.99	4.021	09:38:59.097
2 -	32.647	21.749	54.396	79.94	1.938	09:39:53.493
3 -	32.845	21.890	54.735	79.44	2.277	09:40:48.228
4 -	32.550	22.052	54.602	79.64	2.144	09:41:42.830
5 -	32.638	21.170	53.808	80.81	1.350	09:42:36.638
6 -	32.058	21.163	53.221	81.70	0.763	09:43:29.859
7 -	31.668	21.384	53.052 (3)	81.96	0.594	09:44:22.911
8 -	31.641	20.817	52.458 (1)	82.89		09:45:15.369
9 -	32.667	21.049	53.716	80.95	1.258	09:46:09.085
10 -	31.787	20.929	52.716 (2)	82.49	0.258	09:47:01.801
11 -	32.970	21.034	54.004	80.52	1.546	09:47:55.805

P10 77 E David MAY			Suzuki GSXR 750 K1 - ELP Racing			
IDEAL LAP TIME : 52.427		BEST LAP TIME : 52.619	DIFFERENCE : 0.192			
LAP	SECTOR 1	SECTOR 2	LAP TIME	MPH	DIFF	TIME OF DAY
1 -	34.154	21.970	56.124	77.48	3.505	09:38:52.980
2 -	33.309	22.373	55.682	78.09	3.063	09:39:48.662
3 -	33.719	22.315	56.034	77.60	3.415	09:40:44.696
4 -	34.105	21.195	55.300	78.63	2.681	09:41:39.996
5 -	31.737	20.889	52.626 (2)	82.63	0.007	09:42:32.622
6 -	32.399	21.464	53.863	80.73	1.244	09:43:26.485
7 -	32.124	20.826	52.950	82.12	0.331	09:44:19.435
8 -	32.155	21.674	53.829	80.78	1.210	09:45:13.264
9 -	32.087	21.367	53.454	81.35	0.835	09:46:06.718
10 -	31.601	21.018	52.619 (1)	82.64		09:46:59.337
11 -	31.712	21.167	52.879 (3)	82.23	0.260	09:47:52.216

P11 213 E Jack PETRIE			Yamaha YZF 750 - Am tiling			
IDEAL LAP TIME : 52.843		BEST LAP TIME : 53.046	DIFFERENCE : 0.203			
LAP	SECTOR 1	SECTOR 2	LAP TIME	MPH	DIFF	TIME OF DAY
1 -	36.409	24.363	1:00.772	71.55	7.726	09:38:45.919
2 -	35.062	22.503	57.565	75.54	4.519	09:39:43.484
3 -	33.520	21.833	55.353	78.56	2.307	09:40:38.837
4 -	33.020	21.472	54.492	79.80	1.446	09:41:33.329
5 -	32.246	21.330	53.576	81.16	0.530	09:42:26.905
6 -	32.731	21.270	54.001	80.52	0.955	09:43:20.906
7 -	31.741	21.314	53.055 (2)	81.96	0.009	09:44:13.961
8 -	31.798	21.248	53.046 (1)	81.97		09:45:07.007
9 -	33.491	22.752	56.243	77.31	3.197	09:46:03.250
10 -	32.000	21.102	53.102 (3)	81.89	0.056	09:46:56.352

P12 53 1000 Seamus McGLYNN			Yamaha R1 -			
IDEAL LAP TIME : 52.488		BEST LAP TIME : 53.128	DIFFERENCE : 0.640			
LAP	SECTOR 1	SECTOR 2	LAP TIME	MPH	DIFF	TIME OF DAY
1 -	34.902	22.082	56.984	76.31	3.856	09:39:04.728
2 -	34.451	21.737	56.188	77.39	3.060	09:40:00.916
3 -	32.911	21.446	54.357	80.00	1.229	09:40:55.273
4 -	32.873	21.892	54.765	79.40	1.637	09:41:50.038
5 -	33.920	20.999	54.919	79.18	1.791	09:42:44.957
6 -	37.281	22.213	59.494	73.09	6.366	09:43:44.451
7 -	32.151	21.395	53.546 (3)	81.21	0.418	09:44:37.997
8 -	33.165	20.758	53.923	80.64	0.795	09:45:31.920
9 -	31.730	21.752	53.482 (2)	81.30	0.354	09:46:25.402
10 -	32.251	20.877	53.128 (1)	81.85		09:47:18.530
11 -	33.623	21.572	55.195	78.78	2.067	09:48:13.725

Weather / Track : Cloudy / Dry

Brands Hatch Indy
Circuit Length = 1.2079 miles
Start: 09:37 Flag 09:47 End: 09:48

BMCRC - MRO Championships 2021 - Rnd 6 @ Brands Hatch Indy

Thunderbike Extreme & Ultra & Rookie 1000

QUALIFYING - SECTOR ANALYSIS



SECTOR 1 = FL to I1, SECTOR 2 = I1 to FL, DIFF = Difference To Personal Best Lap, P = Crossed Finish Line in Pit Lane, D = Time Disallowed

P13 41 U		David ABRAHAM		Yamaha R1 - Cambridge Motorcycles			
IDEAL LAP TIME : 52.908		BEST LAP TIME : 53.156		DIFFERENCE : 0.248			
LAP	SECTOR 1	SECTOR 2	LAP TIME	MPH	DIFF	TIME OF DAY	
1 -	35.912	22.782	58.694	74.08	5.538	09:39:11.457	
2 -	33.596	21.802	55.398	78.49	2.242	09:40:06.855	
3 -	33.575	21.416	54.991	79.07	1.835	09:41:01.846	
4 -	34.182	21.183	55.365	78.54	2.209	09:41:57.211	
5 -	32.664	21.433	54.097	80.38	0.941	09:42:51.308	
6 -	32.026	21.376	53.402 (3)	81.43	0.246	09:43:44.710	
7 -	32.134	21.323	53.457	81.34	0.301	09:44:38.167	
8 -	33.994	20.939	54.933	79.16	1.777	09:45:33.100	
9 -	32.209	21.103	53.312 (2)	81.56	0.156	09:46:26.412	
10 -	31.969	21.187	53.156 (1)	81.80		09:47:19.568	
11 -	32.974	21.327	54.301	80.08	1.145	09:48:13.869	

P14 129 E		Derek CRIPPS		Yamaha R1 - Kelly Cripps - Team FBR			
IDEAL LAP TIME : 53.122		BEST LAP TIME : 53.289		DIFFERENCE : 0.167			
LAP	SECTOR 1	SECTOR 2	LAP TIME	MPH	DIFF	TIME OF DAY	
1 -	38.578	23.623	1:02.201	69.91	8.912	09:39:18.031	
2 -	34.685	22.908	57.593	75.50	4.304	09:40:15.624	
3 -	34.253	21.993	56.246	77.31	2.957	09:41:11.870	
4 -	33.089	21.622	54.711	79.48	1.422	09:42:06.581	
5 -	32.758	21.520	54.278	80.11	0.989	09:43:00.859	
6 -	32.734	21.574	54.308	80.07	1.019	09:43:55.167	
7 -	33.856	21.737	55.593	78.22	2.304	09:44:50.760	
8 -	32.558	21.018	53.576 (2)	81.16	0.287	09:45:44.336	
9 -	32.506	21.686	54.192 (3)	80.24	0.903	09:46:38.528	
10 -	32.104	21.185	53.289 (1)	81.60		09:47:31.817	

P15 138 E		James REVELEY		Yamaha R6 - PCN Racing			
IDEAL LAP TIME : 53.349		BEST LAP TIME : 53.531		DIFFERENCE : 0.182			
LAP	SECTOR 1	SECTOR 2	LAP TIME	MPH	DIFF	TIME OF DAY	
1 -	35.208	22.076	57.284	75.91	3.753	09:38:56.472	
2 -	34.097	21.723	55.820	77.90	2.289	09:39:52.292	
3 -	34.165	23.538	57.703	75.36	4.172	09:40:49.995	
4 -	37.572	23.191	1:00.763	71.56	7.232	09:41:50.758	
5 -	37.363	24.189	1:01.552	70.64	8.021	09:42:52.310	
6 -	32.917	21.002	53.919 (3)	80.65	0.388	09:43:46.229	
7 -	32.445	21.086	53.531 (1)	81.23		09:44:39.760	
8 -	32.978	21.211	54.189	80.24	0.658	09:45:33.949	
9 -	32.805	20.904	53.709 (2)	80.96	0.178	09:46:27.658	
10 -	33.059	21.175	54.234	80.18	0.703	09:47:21.892	
11 -	32.587	21.740	54.327	80.04	0.796	09:48:16.219	

P16 22 E		Matthew MAY		Honda CBR600F3 - Splurgen			
IDEAL LAP TIME : 53.619		BEST LAP TIME : 53.799		DIFFERENCE : 0.180			
LAP	SECTOR 1	SECTOR 2	LAP TIME	MPH	DIFF	TIME OF DAY	
1 -	36.645	23.249	59.894	72.60	6.095	09:39:02.109	
2 -	34.767	22.351	57.118	76.13	3.319	09:39:59.227	
3 -	33.522	21.978	55.500	78.35	1.701	09:40:54.727	
4 -	33.228	22.040	55.268	78.68	1.469	09:41:49.995	
5 -	33.358	21.569	54.927	79.17	1.128	09:42:44.922	
6 -	32.793	22.443	55.236	78.72	1.437	09:43:40.158	
7 -	32.102	21.697	53.799 (1)	80.83		09:44:33.957	
8 -	32.384	21.616	54.000 (2)	80.52	0.201	09:45:27.957	
9 -	32.661	21.517	54.178	80.26	0.379	09:46:22.135	
10 -	32.449	21.668	54.117	80.35	0.318	09:47:16.252	
11 -	32.313	21.781	54.094 (3)	80.38	0.295	09:48:10.346	

Weather / Track : Cloudy / Dry

Brands Hatch Indy
Circuit Length = 1.2079 miles
Start: 09:37 Flag 09:47 End: 09:48

BMCRC - MRO Championships 2021 - Rnd 6 @ Brands Hatch Indy

Thunderbike Extreme & Ultra & Rookie 1000

QUALIFYING - SECTOR ANALYSIS



SECTOR 1 = FL to I1, SECTOR 2 = I1 to FL, DIFF = Difference To Personal Best Lap, P = Crossed Finish Line in Pit Lane, D = Time Disallowed

P17 28 E		David SPENCER		Suzuki GSXR 600 -			
IDEAL LAP TIME : 53.721		BEST LAP TIME : 53.905		DIFFERENCE : 0.184			
LAP	SECTOR 1	SECTOR 2	LAP TIME	MPH	DIFF	TIME OF DAY	
1 -	38.479	24.385	1:02.864	69.17	8.959	09:39:26.304	
2 -	35.124	22.404	57.528	75.59	3.623	09:40:23.832	
3 -	34.427	22.882	57.309	75.87	3.404	09:41:21.141	
4 -	34.060	22.451	56.511	76.95	2.606	09:42:17.652	
5 -	33.693	22.243	55.936	77.74	2.031	09:43:13.588	
6 -	33.704	22.090	55.794	77.94	1.889	09:44:09.382	
7 -	33.481	21.316	54.797	79.35	0.892	09:45:04.179	
8 -	32.405	21.500	53.905 (1)	80.67		09:45:58.084	
9 -	32.725	21.562	54.287 (2)	80.10	0.382	09:46:52.371	
10 -	32.822	21.611	54.433 (3)	79.88	0.528	09:47:46.804	

P18 110 1000		Michael CLARKE		Yamaha R1 - BIKEBASE.ltd			
IDEAL LAP TIME : 54.289		BEST LAP TIME : 54.624		DIFFERENCE : 0.335			
LAP	SECTOR 1	SECTOR 2	LAP TIME	MPH	DIFF	TIME OF DAY	
1 -	37.710	22.870	1:00.580	71.78	5.956	09:39:22.584	
2 -	34.016	22.719	56.735	76.64	2.111	09:40:19.319	
3 -	32.437	22.187	54.624 (1)	79.60		09:41:13.943	
4 -	33.143	22.269	55.412 (3)	78.47	0.788	09:42:09.355	
5 -	32.832	22.599	55.431	78.45	0.807	09:43:04.786	
6 -	32.830	21.852	54.682 (2)	79.52	0.058	09:43:59.468	

P19 180 1000		Mark OVEL		Yamaha R1 - I NEED A SPONSOR			
IDEAL LAP TIME : 54.463		BEST LAP TIME : 54.669		DIFFERENCE : 0.206			
LAP	SECTOR 1	SECTOR 2	LAP TIME	MPH	DIFF	TIME OF DAY	
1 -	34.889	22.380	57.269	75.93	2.600	09:39:06.495	
2 -	34.852	22.472	57.324	75.86	2.655	09:40:03.819	
3 -	34.242	22.926	57.168	76.06	2.499	09:41:00.987	
4 -	33.870	22.253	56.123	77.48	1.454	09:41:57.110	
5 -	34.169	22.169	56.338	77.18	1.669	09:42:53.448	
6 -	33.484	21.732	55.216	78.75	0.547	09:43:48.664	
7 -	32.851	21.833	54.684 (2)	79.52	0.015	09:44:43.348	
8 -	33.261	21.628	54.889 (3)	79.22	0.220	09:45:38.237	
9 -	33.057	21.612	54.669 (1)	79.54		09:46:32.906	
10 -	33.630	22.121	55.751	78.00	1.082	09:47:28.657	

P20 119 E		Simon HEALEY		Yamaha R1 - Popular Tyres Ltd / Pro Parts Ltd			
IDEAL LAP TIME : 54.711		BEST LAP TIME : 54.711		DIFFERENCE : 0.000			
LAP	SECTOR 1	SECTOR 2	LAP TIME	MPH	DIFF	TIME OF DAY	
1 -	38.243	24.368	1:02.611	69.45	7.900	09:38:48.383	
2 -	35.425	23.135	58.560	74.25	3.849	09:39:46.943	
3 -	35.968	22.937	58.905	73.82	4.194	09:40:45.848	
4 -	34.726	23.571	58.297	74.59	3.586	09:41:44.145	
5 -	34.492	22.448	56.940	76.37	2.229	09:42:41.085	
6 -	33.435	21.776	55.211 (3)	78.76	0.500	09:43:36.296	
7 -	33.661	21.895	55.556	78.27	0.845	09:44:31.852	
8 -	33.650	22.103	55.753	77.99	1.042	09:45:27.605	
9 -	33.529	21.626	55.155 (2)	78.84	0.444	09:46:22.760	
10 -	33.101	21.610	54.711 (1)	79.48		09:47:17.471	
11 -	33.861	22.322	56.183	77.40	1.472	09:48:13.654	

Weather / Track : Cloudy / Dry

Brands Hatch Indy
Circuit Length = 1.2079 miles
Start: 09:37 Flag 09:47 End: 09:48

BMCRC - MRO Championships 2021 - Rnd 6 @ Brands Hatch Indy

Thunderbike Extreme & Ultra & Rookie 1000

QUALIFYING - SECTOR ANALYSIS



SECTOR 1 = FL to I1, SECTOR 2 = I1 to FL, DIFF = Difference To Personal Best Lap, P = Crossed Finish Line in Pit Lane, D = Time Disallowed

P21		9 E		Chris CAYFORD		Honda CB500 - Multi-Tech Coachworks	
IDEAL LAP TIME : 54.732		BEST LAP TIME : 54.735		DIFFERENCE : 0.003			
LAP	SECTOR 1	SECTOR 2	LAP TIME	MPH	DIFF	TIME OF DAY	
1 -	36.423	23.782	1:00.205	72.22	5.470	09:38:46.761	
2 -	35.068	22.514	57.582	75.52	2.847	09:39:44.343	
3 -	33.664	22.498	56.162	77.42	1.427	09:40:40.505	
4 -	33.562	22.451	56.013	77.63	1.278	09:41:36.518	
5 -	33.633	22.447	56.080	77.54	1.345	09:42:32.598	
6 -	33.310	22.246	55.556	78.27	0.821	09:43:28.154	
7 -	32.921	22.480	55.401	78.49	0.666	09:44:23.555	
8 -	32.552	22.183	54.735 (1)	79.44		09:45:18.290	
9 -	32.733	22.446	55.179 (3)	78.80	0.444	09:46:13.469	
10 -	34.696	23.461	58.157	74.77	3.422	09:47:11.626	
11 -	32.958	22.180	55.138 (2)	78.86	0.403	09:48:06.764	

P22		651 U		Andrew MOXON		Yamaha R1 - Dartmotorsport.com + Vanguard motorsport	
IDEAL LAP TIME : 54.776		BEST LAP TIME : 54.845		DIFFERENCE : 0.069			
LAP	SECTOR 1	SECTOR 2	LAP TIME	MPH	DIFF	TIME OF DAY	
1 -	38.874	24.248	1:03.122	68.89	8.277	09:38:45.625	
2 -	37.094	23.247	1:00.341	72.06	5.496	09:39:45.966	
3 -	36.242	22.246	58.488	74.35	3.643	09:40:44.454	
4 -	35.269	22.651	57.920	75.07	3.075	09:41:42.374	
5 -	34.837	21.662	56.499	76.96	1.654	09:42:38.873	
6 -	33.657	21.459	55.116 (3)	78.89	0.271	09:43:33.989	
7 -	33.685	21.644	55.329	78.59	0.484	09:44:29.318	
8 -	33.596	21.362	54.958 (2)	79.12	0.113	09:45:24.276	
9 -	33.445	21.400	54.845 (1)	79.28		09:46:19.121	
10 -	34.091	21.331	55.422	78.46	0.577	09:47:14.543	

P23		3 E		Tom BARRETT		Honda RS250 - The Two Stroke Workshop	
IDEAL LAP TIME : 54.654		BEST LAP TIME : 54.958		DIFFERENCE : 0.304			
LAP	SECTOR 1	SECTOR 2	LAP TIME	MPH	DIFF	TIME OF DAY	
1 -	36.419	23.617	1:00.036	72.43	5.078	09:38:48.950	
2 -	36.477	23.276	59.753	72.77	4.795	09:39:48.703	
3 -	35.521	22.908	58.429	74.42	3.471	09:40:47.132	
4 -	34.174	23.464	57.638	75.44	2.680	09:41:44.770	
5 -	34.382	22.539	56.921	76.39	1.963	09:42:41.691	
6 -	33.256	21.813	55.069 (3)	78.96	0.111	09:43:36.760	
7 -	33.560	21.996	55.556	78.27	0.598	09:44:32.316	
8 -	33.383	22.739	56.122	77.48	1.164	09:45:28.438	
9 -	33.159	21.799	54.958 (1)	79.12		09:46:23.396	
10 -	33.535	21.495	55.030 (2)	79.02	0.072	09:47:18.426	
11 -	34.159	22.623	56.782	76.58	1.824	09:48:15.208	

P24		55 E		Nick HODGINS		Suzuki GSXR 750 - Dad, Claire, Super Sam, ASR, Caz	
IDEAL LAP TIME : 55.011		BEST LAP TIME : 55.011		DIFFERENCE : 0.000			
LAP	SECTOR 1	SECTOR 2	LAP TIME	MPH	DIFF	TIME OF DAY	
1 -	37.227	23.677	1:00.904	71.40	5.893	09:38:46.187	
2 -	36.940	23.322	1:00.262	72.16	5.251	09:39:46.449	
3 -	36.172	22.466	58.638	74.16	3.627	09:40:45.087	
4 -	35.013	22.618	57.631	75.45	2.620	09:41:42.718	
5 -	35.114	21.748	56.862	76.47	1.851	09:42:39.580	
6 -	33.709	21.436	55.145 (2)	78.85	0.134	09:43:34.725	
7 -	33.620	21.391	55.011 (1)	79.04		09:44:29.736	
8 -	33.663	21.485	55.148 (3)	78.85	0.137	09:45:24.884	
9 -	33.919	21.792	55.711	78.05	0.700	09:46:20.595	
10 -	33.702	22.065	55.767	77.97	0.756	09:47:16.362	
11 -	34.145	22.694	56.839	76.50	1.828	09:48:13.201	

Weather / Track : Cloudy / Dry

Brands Hatch Indy
Circuit Length = 1.2079 miles
Start: 09:37 Flag 09:47 End: 09:48

BMCRC - MRO Championships 2021 - Rnd 6 @ Brands Hatch Indy

Thunderbike Extreme & Ultra & Rookie 1000

QUALIFYING - SECTOR ANALYSIS



SECTOR 1 = FL to I1, SECTOR 2 = I1 to FL, DIFF = Difference To Personal Best Lap, P = Crossed Finish Line in Pit Lane, D = Time Disallowed

P25 73 E		Oliver MACRAE		Yamaha R6 - EPS Pumps			
IDEAL LAP TIME : 55.129		BEST LAP TIME : 55.140		DIFFERENCE : 0.011			
LAP	SECTOR 1	SECTOR 2	LAP TIME	MPH	DIFF	TIME OF DAY	
1 -	37.802	24.035	1:01.837	70.32	6.697	09:39:04.901	
2 -	35.775	22.989	58.764	74.00	3.624	09:40:03.665	
3 -	35.207	22.670	57.877	75.13	2.737	09:41:01.542	
4 -	35.135	22.629	57.764	75.28	2.624	09:41:59.306	
5 -	34.056	22.323	56.379	77.13	1.239	09:42:55.685	
6 -	34.331	22.101	56.432	77.05	1.292	09:43:52.117	
7 -	33.510	22.157	55.667 (3)	78.11	0.527	09:44:47.784	
8 -	33.687	22.082	55.769	77.97	0.629	09:45:43.553	
9 -	33.207	21.933	55.140 (1)	78.86		09:46:38.693	
10 -	33.196	22.039	55.235 (2)	78.72	0.095	09:47:33.928	

P26 86 1000		Frederico LOPES		Kawasaki ZX10R - FLR Procurement Ltd			
IDEAL LAP TIME : 55.687		BEST LAP TIME : 55.705		DIFFERENCE : 0.018			
LAP	SECTOR 1	SECTOR 2	LAP TIME	MPH	DIFF	TIME OF DAY	
1 -	35.457	23.203	58.660 (3)	74.13	2.955	09:38:57.414	
2 -	33.663	22.231	55.894 (2)	77.80	0.189	09:39:53.308	
3 -	33.456	22.249	55.705 (1)	78.06		09:40:49.013	

P27 222 1000		Phil ROOKE		Kawasaki ZX10R - AJ ROOKE ELECTRICAL CONTRACTORS			
IDEAL LAP TIME : 55.774		BEST LAP TIME : 55.860		DIFFERENCE : 0.086			
LAP	SECTOR 1	SECTOR 2	LAP TIME	MPH	DIFF	TIME OF DAY	
1 -	37.816	23.778	1:01.594	70.60	5.734	09:39:24.726	
2 -	35.633	22.516	58.149	74.78	2.289	09:40:22.875	
3 -	34.875	22.668	57.543	75.57	1.683	09:41:20.418	
4 -	34.378	22.420	56.798	76.56	0.938	09:42:17.216	
5 -	33.903	21.957	55.860 (1)	77.84		09:43:13.076	
6 -	33.817	22.339	56.156 (2)	77.43	0.296	09:44:09.232	
7 -	34.905	22.085	56.990	76.30	1.130	09:45:06.222	
8 -	33.824	22.832	56.656 (3)	76.75	0.796	09:46:02.878	
9 -	34.039	24.078	58.117	74.82	2.257	09:47:00.995	

P28 23 U		Justin ROSE		Yamaha R1 -			
IDEAL LAP TIME : 55.944		BEST LAP TIME : 55.944		DIFFERENCE : 0.000			
LAP	SECTOR 1	SECTOR 2	LAP TIME	MPH	DIFF	TIME OF DAY	
1 -	37.737	24.308	1:02.045	70.08	6.101	09:39:04.541	
2 -	36.837	23.298	1:00.135	72.31	4.191	09:40:04.676	
3 -	35.332	22.686	58.018	74.95	2.074	09:41:02.694	
4 -	34.756	22.498	57.254	75.95	1.310	09:41:59.948	
5 -	35.266	22.672	57.938	75.05	1.994	09:42:57.886	
6 -	34.448	22.284	56.732 (3)	76.65	0.788	09:43:54.618	
7 -	33.763	22.181	55.944 (1)	77.73		09:44:50.562	
8 -	34.558	22.501	57.059	76.21	1.115	09:45:47.621	
9 -	34.462	22.497	56.959	76.34	1.015	09:46:44.580	
10 -	34.258	22.227	56.485 (2)	76.98	0.541	09:47:41.065	

BMCRC - MRO Championships 2021 - Rnd 6 @ Brands Hatch Indy

Thunderbike Extreme & Ultra & Rookie 1000

QUALIFYING - SECTOR ANALYSIS



SECTOR 1 = FL to I1, SECTOR 2 = I1 to FL, DIFF = Difference To Personal Best Lap, P = Crossed Finish Line in Pit Lane, D = Time Disallowed

P29		159 E		Benn RIDGWELL		Suzuki SV650 - Ridgely Racing	
IDEAL LAP TIME : 56.483		BEST LAP TIME : 56.743		DIFFERENCE : 0.260			
LAP	SECTOR 1	SECTOR 2	LAP TIME	MPH	DIFF	TIME OF DAY	
1 -	35.584	23.108	58.692	74.09	1.949	09:38:55.816	
2 -	34.991	22.961	57.952	75.03	1.209	09:39:53.768	
3 -	34.157	22.633	56.790 (2)	76.57	0.047	09:40:50.558	
4 -	34.399	22.627	57.026	76.25	0.283	09:41:47.584	
5 -	34.211	22.760	56.971	76.33	0.228	09:42:44.555	
6 -	33.957	22.876	56.833 (3)	76.51	0.090	09:43:41.388	
7 -	34.168	22.916	57.084	76.17	0.341	09:44:38.472	
8 -	34.389	22.895	57.284	75.91	0.541	09:45:35.756	
9 -	33.856	22.887	56.743 (1)	76.63		09:46:32.499	
10 -	34.271	22.960	57.231	75.98	0.488	09:47:29.730	

P30		6 E		Andrew FIRTH		Yamaha YZF-R1 - LTRmotorcycles.co.uk / Palmer Race Skool /	
IDEAL LAP TIME : 56.667		BEST LAP TIME : 56.784		DIFFERENCE : 0.117			
LAP	SECTOR 1	SECTOR 2	LAP TIME	MPH	DIFF	TIME OF DAY	
1 -	37.657	24.216	1:01.873	70.28	5.089	09:38:48.597	
2 -	37.095	23.691	1:00.786	71.53	4.002	09:39:49.383	
3 -	35.490	23.174	58.664	74.12	1.880	09:40:48.047	
4 -	34.761	23.049	57.810	75.22	1.026	09:41:45.857	
5 -	34.485	22.784	57.269	75.93	0.485	09:42:43.126	
6 -	34.456	22.781	57.237	75.97	0.453	09:43:40.363	
7 -	34.237	22.849	57.086 (3)	76.17	0.302	09:44:37.449	
8 -	34.896	22.674	57.570	75.53	0.786	09:45:35.019	
9 -	34.135	22.657	56.792 (2)	76.57	0.008	09:46:31.811	
10 -	34.252	22.532	56.784 (1)	76.58		09:47:28.595	

P31		19 1000		Lee GRANT		Yamaha R1M - Grant carpentry and construction ltd	
IDEAL LAP TIME : 55.839		BEST LAP TIME : 57.029		DIFFERENCE : 1.190			
LAP	SECTOR 1	SECTOR 2	LAP TIME	MPH	DIFF	TIME OF DAY	
1 -	35.101	21.928	57.029 (1)	76.25		09:38:52.415	
2 -	33.911	23.590	57.501 (2)	75.62	0.472	09:39:49.916	
3 -	35.535	22.853	58.388	74.47	1.359	09:40:48.304	
4 -	34.871	23.395	58.266 (3)	74.63	1.237	09:41:46.570	

P32		12 1000		Paul BOXALL		Kawasaki ZX10R - WG Tyres	
IDEAL LAP TIME : 57.157		BEST LAP TIME : 57.200		DIFFERENCE : 0.043			
LAP	SECTOR 1	SECTOR 2	LAP TIME	MPH	DIFF	TIME OF DAY	
1 -	38.194	23.324	1:01.518	70.68	4.318	09:39:03.041	
2 -	36.151	23.420	59.571	72.99	2.371	09:40:02.612	
3 -	35.342	22.913	58.255	74.64	1.055	09:41:00.867	
4 -	35.602	22.653	58.255	74.64	1.055	09:41:59.122	
5 -	35.886	22.687	58.573	74.24	1.373	09:42:57.695	
6 -	36.001	23.748	59.749	72.78	2.549	09:43:57.444	
7 -	34.753	22.918	57.671	75.40	0.471	09:44:55.115	
8 -	34.796	22.404	57.200 (1)	76.02		09:45:52.315	
9 -	34.810	22.525	57.335 (2)	75.84	0.135	09:46:49.650	
10 -	34.855	22.717	57.572 (3)	75.53	0.372	09:47:47.222	

Weather / Track : Cloudy / Dry

Brands Hatch Indy
Circuit Length = 1.2079 miles
Start: 09:37 Flag 09:47 End: 09:48

BMCRC - MRO Championships 2021 - Rnd 6 @ Brands Hatch Indy

Thunderbike Extreme & Ultra & Rookie 1000

QUALIFYING - SECTOR ANALYSIS



SECTOR 1 = FL to I1, SECTOR 2 = I1 to FL, DIFF = Difference To Personal Best Lap, P = Crossed Finish Line in Pit Lane, D = Time Disallowed

P33 101 E		Glen TRIPP		Honda CBR 600FW - yaki too racing			
IDEAL LAP TIME : 57.085		BEST LAP TIME : 57.407		DIFFERENCE : 0.322			
LAP	SECTOR 1	SECTOR 2	LAP TIME	MPH	DIFF	TIME OF DAY	
1 -	38.512	24.326	1:02.838	69.20	5.431	09:39:17.866	
2 -	37.575	24.370	1:01.945	70.20	4.538	09:40:19.811	
3 -	36.440	22.858	59.298	73.33	1.891	09:41:19.109	
4 -	35.715	23.557	59.272	73.36	1.865	09:42:18.381	
5 -	35.795	22.802	58.597	74.21	1.190	09:43:16.978	
6 -	35.964	23.146	59.110	73.56	1.703	09:44:16.088	
7 -	35.177	22.464	57.641 (2)	75.44	0.234	09:45:13.729	
8 -	34.621	22.786	57.407 (1)	75.75		09:46:11.136	
9 -	35.589	22.679	58.268	74.63	0.861	09:47:09.404	
10 -	35.413	22.539	57.952 (3)	75.03	0.545	09:48:07.356	

P34 46 E		Adrian DRAPER		Suzuki GSXR 750 - droopy racing uk			
IDEAL LAP TIME : 59.786		BEST LAP TIME : 59.786		DIFFERENCE : 0.000			
LAP	SECTOR 1	SECTOR 2	LAP TIME	MPH	DIFF	TIME OF DAY	
1 -	39.406	24.483	1:03.889	68.06	4.103	09:39:22.155	
2 -	36.585	23.201	59.786 (1)	72.73		09:40:21.941	
3 -	36.646	23.589	1:00.235 (2)	72.19	0.449	09:41:22.176	
4 -	37.029	23.524	1:00.553 (3)	71.81	0.767	09:42:22.729	
5 -	36.989	23.660	1:00.649	71.70	0.863	09:43:23.378	

P35 21 U		Danny BRENNAN		Yamaha R1 - Greenplantuk			
IDEAL LAP TIME : 1:01.838		BEST LAP TIME : 1:01.847		DIFFERENCE : 0.009			
LAP	SECTOR 1	SECTOR 2	LAP TIME	MPH	DIFF	TIME OF DAY	
1 -	38.341	24.513	1:02.854 (2)	69.18	1.007	09:39:17.710	
2 -	37.325	24.522	1:01.847 (1)	70.31		09:40:19.557	

P36 18 E		Stuart ALBON		Honda 954 FIREBLADE - Winter Sun Skydiving			
IDEAL LAP TIME : 1:04.125		BEST LAP TIME : 1:04.435		DIFFERENCE : 0.310			
LAP	SECTOR 1	SECTOR 2	LAP TIME	MPH	DIFF	TIME OF DAY	
1 -	43.836	27.779	1:11.615	60.72	7.180	09:39:28.965	
2 -	42.879	27.116	1:09.995	62.12	5.560	09:40:38.960	
3 -	41.054	27.241	1:08.295	63.67	3.860	09:41:47.255	
4 -	40.407	26.051	1:06.458	65.43	2.023	09:42:53.713	
5 -	39.638	25.700	1:05.338	66.55	0.903	09:43:59.051	
6 -	39.007	25.824	1:04.831 (2)	67.07	0.396	09:45:03.882	
7 -	39.317	25.118	1:04.435 (1)	67.48		09:46:08.317	
8 -	39.084	26.014	1:05.098 (3)	66.80	0.663	09:47:13.415	

BMCRC - MRO Championships 2021 - Rnd 6 @ Brands Hatch Indy

Thunderbike Extreme & Ultra & Rookie 1000

QUALIFYING - BEST SECTORS

SECTOR 1			SECTOR 2			IDEAL / BEST COMPARISON						
POS	NO	NAME	TIME	NO	NAME	TIME	POS	NO	NAME	IDEAL	BEST	DIFF
									PERFECT LAP	51.032		
1	275	WILBY	30.886	102	FEARN	20.146	1	102	FEARN	51.039	51.039	0.000
2	102	FEARN	30.893	29	DINSMORE	20.280	2	275	WILBY	51.329	51.330	0.001
3	5	KILLWORTH	31.062	275	WILBY	20.443	3	5	KILLWORTH	51.681	51.996	0.315
4	20	SWYER	31.145	220	KIRK	20.478	4	961	SIM	51.781	51.781	0.000
5	961	SIM	31.182	100	HUNTER	20.496	5	29	DINSMORE	51.902	52.124	0.222
6	100	HUNTER	31.577	961	SIM	20.599	6	20	SWYER	52.041	52.041	0.000
7	77	MAY	31.601	5	KILLWORTH	20.619	7	100	HUNTER	52.073	52.232	0.159
8	29	DINSMORE	31.622	53	McGLYNN	20.758	8	220	KIRK	52.128	52.240	0.112
9	344	WILLIAMS	31.641	344	WILLIAMS	20.817	9	77	MAY	52.427	52.619	0.192
10	220	KIRK	31.650	77	MAY	20.826	10	344	WILLIAMS	52.458	52.458	0.000
11	53	McGLYNN	31.730	20	SWYER	20.896	11	53	McGLYNN	52.488	53.128	0.640
12	213	PETRIE	31.741	138	REVELEY	20.904	12	213	PETRIE	52.843	53.046	0.203
13	41	ABRAHAM	31.969	41	ABRAHAM	20.939	13	41	ABRAHAM	52.908	53.156	0.248
14	22	MAY	32.102	129	CRIPPS	21.018	14	129	CRIPPS	53.122	53.289	0.167
15	129	CRIPPS	32.104	213	PETRIE	21.102	15	138	REVELEY	53.349	53.531	0.182
16	28	SPENCER	32.405	28	SPENCER	21.316	16	22	MAY	53.619	53.799	0.180
17	110	CLARKE	32.437	651	MOXON	21.331	17	28	SPENCER	53.721	53.905	0.184
18	138	REVELEY	32.445	55	HODGINS	21.391	18	110	CLARKE	54.289	54.624	0.335
19	9	CAYFORD	32.552	3	BARRETT	21.495	19	180	OVEL	54.463	54.669	0.206
20	180	OVEL	32.851	22	MAY	21.517	20	3	BARRETT	54.654	54.958	0.304
21	119	HEALEY	33.101	119	HEALEY	21.610	21	119	HEALEY	54.711	54.711	0.000
22	3	BARRETT	33.159	180	OVEL	21.612	22	9	CAYFORD	54.732	54.735	0.003
23	73	MACRAE	33.196	110	CLARKE	21.852	23	651	MOXON	54.776	54.845	0.069
24	651	MOXON	33.445	19	GRANT	21.928	24	55	HODGINS	55.011	55.011	0.000
25	86	LOPES	33.456	73	MACRAE	21.933	25	73	MACRAE	55.129	55.140	0.011
26	55	HODGINS	33.620	222	ROOKE	21.957	26	86	LOPES	55.687	55.705	0.018
27	23	ROSE	33.763	9	CAYFORD	22.180	27	222	ROOKE	55.774	55.860	0.086
28	222	ROOKE	33.817	23	ROSE	22.181	28	19	GRANT	55.839	57.029	1.190
29	159	RIDGWELL	33.856	86	LOPES	22.231	29	23	ROSE	55.944	55.944	0.000
30	19	GRANT	33.911	12	BOXALL	22.404	30	159	RIDGWELL	56.483	56.743	0.260
31	6	FIRTH	34.135	101	TRIPP	22.464	31	6	FIRTH	56.667	56.784	0.117
32	101	TRIPP	34.621	6	FIRTH	22.532	32	101	TRIPP	57.085	57.407	0.322
33	12	BOXALL	34.753	159	RIDGWELL	22.627	33	12	BOXALL	57.157	57.200	0.043
34	46	DRAPER	36.585	46	DRAPER	23.201	34	46	DRAPER	59.786	59.786	0.000
35	21	BRENNAN	37.325	21	BRENNAN	24.513	35	21	BRENNAN	1:01.838	1:01.847	0.009
36	18	ALBON	39.007	18	ALBON	25.118	36	18	ALBON	1:04.125	1:04.435	0.310

Weather / Track : Cloudy / Dry

Results can be found at www.tsl-timing.com

Brands Hatch Indy
Circuit Length = 1.2079 miles
Start: 09:37 Flag 09:47 End: 09:48

Printed - 09:50 Saturday, 02 October 2021

BMCRC - MRO Championships 2021 - Rnd 6 @ Brands Hatch Indy

Thunderbike Extreme & Ultra & Rookie 1000

QUALIFYING - STATISTICS

Competitors Started	36
Planned Start	2021-10-02 @ 09:51:00.000
Actual Start	2021-10-02 @ 09:37:11.909
Finish Time	2021-10-02 @ 09:47:25.080
Track Length	1.2079mi.
Total Laps	341
Total Distance Covered	411.9094mi.

Session Fastest Lap History

NO	CL	NAME	LAP TIME	TIME OF DAY	LAP	VEHICLE
961	E	Jack SIM	56.080	09:38:40.864	1	Yamaha R6
100	1000	Antony HUNTER	55.360	09:38:52.594	1	Kawasaki ZX10
5	U	Stacey KILLWORTH	54.723	09:38:57.610	1	Suzuki GSXR 1000
961	E	Jack SIM	54.148	09:39:35.012	2	Yamaha R6
102	U	James FEARN	53.439	09:39:35.395	2	Suzuki GSXR1000
29	U	Cecil DINSMORE	53.158	09:39:50.454	2	Suzuki GSXR 1000
5	U	Stacey KILLWORTH	53.105	09:39:50.715	2	Suzuki GSXR 1000
102	U	James FEARN	52.871	09:40:28.266	3	Suzuki GSXR1000
275	U	Mark WILBY	52.666	09:40:49.632	3	Suzuki GSXR1000
102	U	James FEARN	52.251	09:41:20.492	4	Suzuki GSXR1000
102	U	James FEARN	52.092	09:42:12.608	5	Suzuki GSXR1000
102	U	James FEARN	51.795	09:43:04.403	6	Suzuki GSXR1000
961	E	Jack SIM	51.781	09:43:05.288	6	Yamaha R6
275	U	Mark WILBY	51.330	09:45:14.396	8	Suzuki GSXR1000
102	U	James FEARN	51.320	09:46:33.020	10	Suzuki GSXR1000
102	U	James FEARN	51.039	09:47:24.083	11	Suzuki GSXR1000

Flag History

TYPE	TIME OF DAY
GREEN	09:37:11.909
FINISH	09:47:25.080

Flag Statistics

TYPE	COUNT	TOTAL LAPS	TOTAL TIME
Green	1	12	11:17.210
Red	0	0	0.000
Safety Car	0	0	0.000
FCY	0	0	0.000

Weather / Track : Cloudy / Dry

Results can be found at www.tsl-timing.com

Page 1 of 4

Brands Hatch Indy
Circuit Length = 1.2079 miles
Start: 09:37 Flag 09:47 End: 09:48

Printed - 09:50 Saturday, 02 October 2021

BMCRC - MRO Championships 2021 - Rnd 6 @ Brands Hatch Indy

Thunderbike Extreme & Ultra & Rookie 1000

QUALIFYING - STATISTICS

CLASS : E

17 Starters

Fastest Lap History

NO	NAME	LAP TIME	TIME OF DAY	LAP	VEHICLE
961	Jack SIM	56.080	09:38:40.864	1	Yamaha R6
961	Jack SIM	54.148	09:39:35.012	2	Yamaha R6
961	Jack SIM	53.341	09:40:28.342	3	Yamaha R6
961	Jack SIM	52.919	09:41:21.273	4	Yamaha R6
961	Jack SIM	52.235	09:42:13.506	5	Yamaha R6
961	Jack SIM	51.781	09:43:05.288	6	Yamaha R6

BMCRC - MRO Championships 2021 - Rnd 6 @ Brands Hatch Indy

Thunderbike Extreme & Ultra & Rookie 1000

QUALIFYING - STATISTICS

CLASS : U

10 Starters

Fastest Lap History

NO	NAME	LAP TIME	TIME OF DAY	LAP	VEHICLE
102	James FEARN	56.622	09:38:41.956	1	Suzuki GSXR1000
29	Cecil DINSMORE	55.691	09:38:57.295	1	Suzuki GSXR 1000
5	Stacey KILLWORTH	54.723	09:38:57.610	1	Suzuki GSXR 1000
102	James FEARN	53.439	09:39:35.395	2	Suzuki GSXR1000
29	Cecil DINSMORE	53.158	09:39:50.454	2	Suzuki GSXR 1000
5	Stacey KILLWORTH	53.105	09:39:50.715	2	Suzuki GSXR 1000
102	James FEARN	52.871	09:40:28.266	3	Suzuki GSXR1000
275	Mark WILBY	52.666	09:40:49.632	3	Suzuki GSXR1000
102	James FEARN	52.251	09:41:20.492	4	Suzuki GSXR1000
102	James FEARN	52.092	09:42:12.608	5	Suzuki GSXR1000
102	James FEARN	51.795	09:43:04.403	6	Suzuki GSXR1000
275	Mark WILBY	51.330	09:45:14.396	8	Suzuki GSXR1000
102	James FEARN	51.320	09:46:33.020	10	Suzuki GSXR1000
102	James FEARN	51.039	09:47:24.083	11	Suzuki GSXR1000

Weather / Track : Cloudy / Dry

Results can be found at www.tsl-timing.com

Page 3 of 4

Brands Hatch Indy
Circuit Length = 1.2079 miles
Start: 09:37 Flag 09:47 End: 09:48

Printed - 09:50 Saturday, 02 October 2021

BMCRC - MRO Championships 2021 - Rnd 6 @ Brands Hatch Indy

Thunderbike Extreme & Ultra & Rookie 1000

QUALIFYING - STATISTICS

CLASS : 1000

9 Starters

Fastest Lap History

NO	NAME	LAP TIME	TIME OF DAY	LAP	VEHICLE
19	Lee GRANT	57.029	09:38:52.437	1	Yamaha R1M
100	Antony HUNTER	55.360	09:38:52.594	1	Kawasaki ZX10
344	Andrew WILLIAMS	54.396	09:39:53.516	2	Suzuki GSXR
53	Seamus McGLYNN	54.357	09:40:55.294	3	Yamaha R1
100	Antony HUNTER	53.910	09:41:36.998	4	Kawasaki ZX10
100	Antony HUNTER	52.232	09:42:29.229	5	Kawasaki ZX10

BMCRC - MRO Championships 2021 - Rnd 6 @ Brands Hatch Indy

Thunderbike Extreme & Ultra

RACE 5 - GRID (10 Laps)



ROW 10	29	258	Ande FRIEND	28	103	Craig GOFFORD			
ROW 9	27	18	Stuart ALBON 1:04.435	26	21	Danny BRENNAN 1:01.847	25	46	Adrian DRAPER 59.786
ROW 8	24	101	Glen TRIPP 57.407	23	6	Andrew FIRTH 56.784	22	159	Benn RIDGWELL 56.743
ROW 7	21	23	Justin ROSE 55.944	20	73	Oliver MACRAE 55.140	19	55	Nick HODGINS 55.011
ROW 6	18	3	Tom BARRETT 54.958	17	651	Andrew MOXON 54.845	16	9	Chris CAYFORD 54.735
ROW 5	15	119	Simon HEALEY 54.711	14	28	David SPENCER 53.905	13	22	Matthew MAY 53.799
ROW 4	12	138	James REVELEY 53.531	11	129	Derek CRIPPS 53.289	10	41	David ABRAHAM 53.156
ROW 3	9	213	Jack PETRIE 53.046	8	77	David MAY 52.619	7	220	Glenn KIRK 52.240
ROW 2	6	29	Cecil DINSMORE 52.124	5	20	Connor SWYER 52.041	4	5	Stacey KILLWORTH 51.996
ROW 1	3	961	Jack SIM 51.781	2	275	Mark WILBY 51.330	1	102	James FEARN 51.039
Pole									

These results are provisional until the conclusion of any judicial and technical matters.

Brands Hatch Indy
Circuit Length = 1.2079 miles

Clerk Of Course :	Stewards :	Timekeeper : Alan Povey
-------------------	------------	-------------------------

Results can be found at www.tsl-timing.com

Printed - 09:52 Saturday, 02 October 2021



BMCRC - MRO Championships 2021 - Rnd 6 @ Brands Hatch Indy

Thunderbike Extreme & Ultra RACE 5 - CLASSIFICATION



POS	NO	CL	PIC NAME	ENTRY	LAPS	TIME	GAP	DIFF	MPH	BEST	ON
1	275	U	1 Mark WILBY	Suzuki GSXR1000 - Bandido Beer	10	9:52.219			73.42	57.953	3
2	5	U	2 Stacey KILLWORTH	Suzuki GSXR 1000 - Greenplant/Everns	10	10:19.865	27.646	27.646	70.15	1:00.627	4
3	961	E	1 Jack SIM	Yamaha R6 - Platform Lift Engineers Ltd	10	10:20.324	28.105	0.459	70.10	1:00.614	4
4	20	U	3 Connor SWYER	SUZUKI GSXR 1000 K6 - WSC Performance & lleithy	10	10:24.858	32.639	4.534	69.59	1:00.863	6
5	102	U	4 James FEARN	Suzuki GSXR1000 - Jwf tiling, palmer race skool, tr	10	10:53.092	1:00.873	28.234	66.58	1:04.285	4
6	138	E	2 James REVELEY	Yamaha R6 - PCN Racing	10	10:53.136	1:00.917	0.044	66.58	1:03.855	8
7	6	E	3 Andrew FIRTH	Yamaha YZF-R1 - LTRmotorcycles.co.uk / Palmer	9	10:01.574	1 Lap	1 Lap	65.05	1:03.711	8
8	129	E	4 Derek CRIPPS	Yamaha R1 - Kelly Cripps - Team FBR	9	10:07.552	1 Lap	5.978	64.41	1:05.352	6
9	119	E	5 Simon HEALEY	Yamaha R1 - Popular Tyres Ltd / Pro Parts Ltd	9	10:14.902	1 Lap	7.350	63.64	1:05.487	9
10	73	E	6 Oliver MACRAE	Yamaha R6 - EPS Pumps	9	10:16.168	1 Lap	1.266	63.51	1:06.825	9
11	77	E	7 David MAY	Suzuki GSXR 750 K1 - ELP Racing	9	10:24.790	1 Lap	8.622	62.64	1:08.160	8
12	213*	E	8 Jack PETRIE	Yamaha YZF 750 - Am tiling	9	10:29.705	1 Lap	4.915	62.15	1:07.005	8
13	55	E	9 Nick HODGINS	Suzuki GSXR 750 - Dad, Claire, Super Sam, ASR, C	9	10:31.204	1 Lap	1.499	62.00	1:06.960	9
14	21	U	5 Danny BRENNAN	Yamaha R1 - Greenplantuk	9	10:33.560	1 Lap	2.356	61.77	1:06.798	9
15	23*	U	6 Justin ROSE	Yamaha R1 -	9	10:43.259	1 Lap	9.699	60.84	1:07.409	9
16	46	E	10 Adrian DRAPER	Suzuki GSXR 750 - droopy racing uk	8	9:56.172	2 Laps	1 Lap	58.35	1:12.388	6
17	18	E	11 Stuart ALBON	Honda 954 FIREBLADE - Winter Sun Skydiving	8	10:12.130	2 Laps	15.958	56.83	1:14.151	7

NOT CLASSIFIED

DNF	651	U	Andrew MOXON	Yamaha R1 - Dartmotorsport.com + Vanguard moto	8	8:35.908	2 Laps		67.43	1:01.849	8
DNF	28	E	David SPENCER	Suzuki GSXR 600 -	8	9:37.508	2 Laps	1:01.600	60.23	1:09.390	8
DNF	22	E	Matthew MAY	Honda CBR600F3 - Splurgen	3	3:23.268	7 Laps	5 Laps	64.18	1:05.575	2
DNF	29	U	Cecil DINSMORE	Suzuki GSXR 1000 - KnC Motorsport	0						

FASTEST LAP

275	U	Mark WILBY	Suzuki GSXR1000 - Bandido Beer	3	57.953	75.03 mph	120.75 kph
961	E	Jack SIM	Yamaha R6 - Platform Lift Engineers Ltd	4	1:00.614	71.74 mph	115.45 kph

* Bikes 23 and 213 - 10 second penalty applied for jump start

Class U - 92.5% of Race Speed = 67.91 mph

Class E - 92.5% of Race Speed = 64.84 mph

Weather / Track : Rain / Wet

These results are provisional until the conclusion of any judicial and technical matters.

Brands Hatch Indy: 1.2079 miles
Race Distance: 10 Laps / 12.07 miles
Start: 13:30 Flag 13:40 End: 13:41

Clerk Of Course :	Stewards :	Timekeeper : Alan Povey
-------------------	------------	-------------------------

Results can be found at www.tsl-timing.com

Printed - 13:48 Saturday, 02 October 2021



BMCRC - MRO Championships 2021 - Rnd 6 @ Brands Hatch Indy

Thunderbike Extreme & Ultra

RACE 5 - LAP CHART

LAP 1 @ 13:31:29.474			LAP 2 @ 13:32:28.167			LAP 3 @ 13:33:26.120			LAP 4 @ 13:34:24.251			LAP 5 @ 13:35:22.958		
NO	BEHIND	LAP TIME	NO	BEHIND	LAP TIME	NO	BEHIND	LAP TIME	NO	BEHIND	LAP TIME	NO	BEHIND	LAP TIME
275		1:03.599	275		58.693	275		57.953	275		58.131	275		58.707
961	2.918	1:06.517	961	6.700	1:02.475	961	10.079	1:01.332	961	12.562	1:00.614	46	1 Lap	1:14.238
5	3.402	1:07.001	5	7.087	1:02.378	5	10.544	1:01.410	5	13.040	1:00.627	961	15.353	1:01.498
20	4.351	1:07.950	20	8.967	1:03.309	20	13.063	1:02.049	20	16.250	1:01.318	5	15.615	1:01.282
102	6.926	1:10.525	102	13.069	1:04.836	102	19.503	1:04.387	102	25.657	1:04.285	18	1 Lap	1:16.324
22	8.279	1:11.878	138	15.050	1:05.196	138	21.878	1:04.781	651	27.450	1:03.056	20	18.428	1:00.885
138	8.547	1:12.146	22	15.161	1:05.575	651	22.525	1:04.284	138	29.037	1:05.290	102	31.558	1:04.608
651	10.310	1:13.909	651	16.194	1:04.577	22	23.023	1:05.815	129	37.435	1:05.425	651	31.649	1:02.906
77	11.336	1:14.935	77	21.430	1:08.787	6	29.942	1:06.289	6	38.718	1:06.907	138	35.000	1:04.670
73	12.267	1:15.866	6	21.606	1:07.502	129	30.141	1:06.310	73	41.678	1:07.752	129	44.922	1:06.194
213	12.637	1:16.236	129	21.784	1:06.967	73	32.057	1:07.385	77	42.675	1:08.578	6	46.263	1:06.252
6	12.797	1:16.396	73	22.625	1:09.051	77	32.228	1:08.751	213	43.981	1:08.207	73	50.244	1:07.273
129	13.510	1:17.109	213	23.917	1:09.973	213	33.905	1:07.941	119	44.712	1:07.881	77	52.287	1:08.319
28	14.263	1:17.862	119	25.476	1:09.780	119	34.962	1:07.439	55	53.157	1:11.435	213	52.696	1:07.422
119	14.389	1:17.988	55	27.336	1:10.871	55	39.853	1:10.470	23	53.950	1:09.486	119	52.922	1:06.917
55	15.158	1:18.757	28	27.463	1:11.893	23	42.595	1:10.551	21	55.967	1:10.830			
23	16.480	1:20.079	23	29.997	1:12.210	28	42.643	1:13.133	28	57.065	1:12.553			
21	16.896	1:20.495	21	30.392	1:12.189	21	43.268	1:10.829						
46	19.226	1:22.825	46	33.949	1:13.416	46	49.732	1:13.736						
18	21.651	1:25.250	18	38.941	1:15.983	18	57.731	1:16.743						

Weather / Track : Rain / Wet

Brands Hatch Indy
Circuit Length = 1.2079 miles
Start: 13:30 Flag 13:40 End: 13:41

BMCRC - MRO Championships 2021 - Rnd 6 @ Brands Hatch Indy

Thunderbike Extreme & Ultra

RACE 5 - LAP CHART

LAP 6 @ 13:36:22.768			LAP 7 @ 13:37:21.830			LAP 8 @ 13:38:20.756			LAP 9 @ 13:39:19.643			LAP 10 @ 13:40:18.094		
NO	BEHIND	LAP TIME	NO	BEHIND	LAP TIME	NO	BEHIND	LAP TIME	NO	BEHIND	LAP TIME	NO	BEHIND	LAP TIME
275		59.810	275		59.062	275		58.926	275		58.887	275		58.451
55	1 Lap	1:09.521	119	1 Lap	1:06.410	73	1 Lap	1:07.316	6	1 Lap	1:03.711	46	2 Laps	1:12.694
23	1 Lap	1:09.338	77	1 Lap	1:08.942	119	1 Lap	1:06.544	18	2 Laps	1:14.151	6	1 Lap	1:04.323
21	1 Lap	1:08.763	213	1 Lap	1:08.754	213	1 Lap	1:07.014	129	1 Lap	1:06.694	129	1 Lap	1:07.448
28	1 Lap	1:10.590	55	1 Lap	1:08.051	77	1 Lap	1:08.990	73	1 Lap	1:07.294	18	2 Laps	1:14.651
961	17.139	1:01.596	23	1 Lap	1:08.293	55	1 Lap	1:07.754	119	1 Lap	1:06.456	119	1 Lap	1:05.487
5	17.362	1:01.557	21	1 Lap	1:07.894	961	22.413	1:01.777	213	1 Lap	1:07.005	73	1 Lap	1:06.825
20	19.481	1:00.863	961	19.562	1:01.485	5	23.000	1:02.088	77	1 Lap	1:08.160	213	1 Lap	1:07.153
46	1 Lap	1:13.996	5	19.838	1:01.538	23	1 Lap	1:08.226	961	24.193	1:00.667	5	27.646	1:00.942
18	1 Lap	1:14.802	20	21.365	1:00.946	21	1 Lap	1:08.479	5	25.155	1:01.042	961	28.105	1:02.363
651	34.925	1:03.086	28	1 Lap	1:11.804	20	24.721	1:02.282	20	27.817	1:01.983	77	1 Lap	1:09.328
102	36.672	1:04.924	46	1 Lap	1:12.388	28	1 Lap	1:10.283	55	1 Lap	1:07.385	20	32.639	1:03.273
138	39.229	1:04.039	651	38.104	1:02.241	651	41.027	1:01.849	23	1 Lap	1:07.667	55	1 Lap	1:06.960
129	50.464	1:05.352	102	43.191	1:05.581	46	1 Lap	1:12.879	21	1 Lap	1:07.283	23	1 Lap	1:07.409
6	51.748	1:05.295	138	44.301	1:04.134	102	48.699	1:04.434	28	1 Lap	1:09.390	21	1 Lap	1:06.798
73	57.840	1:07.406	18	1 Lap	1:14.226	138	49.230	1:03.855	102	54.351	1:04.539	102	1:00.873	1:04.973
			129	57.455	1:06.053				138	54.856	1:04.513	138	1:00.917	1:04.512
			6	57.585	1:04.899									

Weather / Track : Rain / Wet

Brands Hatch Indy
Circuit Length = 1.2079 miles
Start: 13:30 Flag 13:40 End: 13:41

BMCRC - MRO Championships 2021 - Rnd 6 @ Brands Hatch Indy

Thunderbike Extreme & Ultra

RACE 5 - SECTOR ANALYSIS



SECTOR 1 = FL to I1, SECTOR 2 = I1 to FL, DIFF = Difference To Personal Best Lap, P = Crossed Finish Line in Pit Lane, D = Time Disallowed

P1 275 U		Mark WILBY		Suzuki GSXR1000 - Bandido Beer		
IDEAL LAP TIME : 57.746		BEST LAP TIME : 57.953		DIFFERENCE : 0.207		
LAP	SECTOR 1	SECTOR 2	LAP TIME	MPH	DIFF	TIME OF DAY
1 -		23.454	1:03.599	68.37	5.646	13:31:29.474
2 -	35.371	23.322	58.693	74.09	0.740	13:32:28.167
3 -	35.015	22.938	57.953 (1)	75.03		13:33:26.120
4 -	34.842	23.289	58.131 (2)	74.80	0.178	13:34:24.251
5 -	35.516	23.191	58.707	74.07	0.754	13:35:22.958
6 -	36.599	23.211	59.810	72.70	1.857	13:36:22.768
7 -	35.084	23.978	59.062	73.62	1.109	13:37:21.830
8 -	35.860	23.066	58.926	73.79	0.973	13:38:20.756
9 -	35.393	23.494	58.887	73.84	0.934	13:39:19.643
10 -	34.808	23.643	58.451 (3)	74.39	0.498	13:40:18.094

P2 5 U		Stacey KILLWORTH		Suzuki GSXR 1000 - Greenplant/Evens		
IDEAL LAP TIME : 1:00.574		BEST LAP TIME : 1:00.627		DIFFERENCE : 0.053		
LAP	SECTOR 1	SECTOR 2	LAP TIME	MPH	DIFF	TIME OF DAY
1 -		25.423	1:07.001	64.90	6.374	13:31:32.876
2 -	37.304	25.074	1:02.378	69.71	1.751	13:32:35.254
3 -	37.052	24.358	1:01.410	70.81	0.783	13:33:36.664
4 -	36.452	24.175	1:00.627 (1)	71.72		13:34:37.291
5 -	36.725	24.557	1:01.282	70.96	0.655	13:35:38.573
6 -	36.681	24.876	1:01.557	70.64	0.930	13:36:40.130
7 -	36.813	24.725	1:01.538	70.66	0.911	13:37:41.668
8 -	37.002	25.086	1:02.088	70.03	1.461	13:38:43.756
9 -	36.920	24.122	1:01.042 (3)	71.23	0.415	13:39:44.798
10 -	36.611	24.331	1:00.942 (2)	71.35	0.315	13:40:45.740

P3 961 E		Jack SIM		Yamaha R6 - Platform Lift Engineers Ltd		
IDEAL LAP TIME : 1:00.515		BEST LAP TIME : 1:00.614		DIFFERENCE : 0.099		
LAP	SECTOR 1	SECTOR 2	LAP TIME	MPH	DIFF	TIME OF DAY
1 -		25.436	1:06.517	65.37	5.903	13:31:32.392
2 -	37.529	24.946	1:02.475	69.60	1.861	13:32:34.867
3 -	36.709	24.623	1:01.332 (3)	70.90	0.718	13:33:36.199
4 -	36.335	24.279	1:00.614 (1)	71.74		13:34:36.813
5 -	36.986	24.512	1:01.498	70.71	0.884	13:35:38.311
6 -	36.611	24.985	1:01.596	70.59	0.982	13:36:39.907
7 -	36.813	24.672	1:01.485	70.72	0.871	13:37:41.392
8 -	37.011	24.766	1:01.777	70.39	1.163	13:38:43.169
9 -	36.487	24.180	1:00.667 (2)	71.67	0.053	13:39:43.836
10 -	37.509	24.854	1:02.363	69.73	1.749	13:40:46.199

P4 20 U		Connor SWYER		SUZUKI GSXR 1000 K6 - WSC Performace & lleithyr farm		
IDEAL LAP TIME : 1:00.528		BEST LAP TIME : 1:00.863		DIFFERENCE : 0.335		
LAP	SECTOR 1	SECTOR 2	LAP TIME	MPH	DIFF	TIME OF DAY
1 -		25.553	1:07.950	63.99	7.087	13:31:33.825
2 -	37.765	25.544	1:03.309	68.68	2.446	13:32:37.134
3 -	36.721	25.328	1:02.049	70.08	1.186	13:33:39.183
4 -	36.353	24.965	1:01.318	70.91	0.455	13:34:40.501
5 -	35.967	24.918	1:00.885 (2)	71.42	0.022	13:35:41.386
6 -	36.291	24.572	1:00.863 (1)	71.44		13:36:42.249
7 -	35.956	24.990	1:00.946 (3)	71.35	0.083	13:37:43.195
8 -	36.719	25.563	1:02.282	69.82	1.419	13:38:45.477
9 -	37.069	24.914	1:01.983	70.15	1.120	13:39:47.460
10 -	36.635	26.638	1:03.273	68.72	2.410	13:40:50.733

Weather / Track : Rain / Wet

Brands Hatch Indy
Circuit Length = 1.2079 miles
Start: 13:30 Flag 13:40 End: 13:41

BMCRC - MRO Championships 2021 - Rnd 6 @ Brands Hatch Indy

Thunderbike Extreme & Ultra

RACE 5 - SECTOR ANALYSIS



SECTOR 1 = FL to I1, SECTOR 2 = I1 to FL, DIFF = Difference To Personal Best Lap, P = Crossed Finish Line in Pit Lane, D = Time Disallowed

P5		102 U		James FEARN		Suzuki GSXR1000 - Jwf tiling, palmer race skool, the factory	
IDEAL LAP TIME : 1:03.703		BEST LAP TIME : 1:04.285		DIFFERENCE : 0.582			
LAP	SECTOR 1	SECTOR 2	LAP TIME	MPH	DIFF	TIME OF DAY	
1 -		26.095	1:10.525	61.66	6.240	13:31:36.400	
2 -	39.380	25.456	1:04.836	67.07	0.551	13:32:41.236	
3 -	38.913	25.474	1:04.387 (2)	67.53	0.102	13:33:45.623	
4 -	39.091	25.194	1:04.285 (1)	67.64		13:34:49.908	
5 -	38.797	25.811	1:04.608	67.30	0.323	13:35:54.516	
6 -	39.076	25.848	1:04.924	66.97	0.639	13:36:59.440	
7 -	39.557	26.024	1:05.581	66.30	1.296	13:38:05.021	
8 -	38.842	25.592	1:04.434 (3)	67.48	0.149	13:39:09.455	
9 -	38.509	26.030	1:04.539	67.37	0.254	13:40:13.994	
10 -	38.804	26.169	1:04.973	66.92	0.688	13:41:18.967	

P6		138 E		James REVELEY		Yamaha R6 - PCN Racing	
IDEAL LAP TIME : 1:03.733		BEST LAP TIME : 1:03.855		DIFFERENCE : 0.122			
LAP	SECTOR 1	SECTOR 2	LAP TIME	MPH	DIFF	TIME OF DAY	
1 -		25.917	1:12.146	60.27	8.291	13:31:38.021	
2 -	39.814	25.382	1:05.196	66.70	1.341	13:32:43.217	
3 -	39.560	25.221	1:04.781	67.12	0.926	13:33:47.998	
4 -	40.335	24.955	1:05.290	66.60	1.435	13:34:53.288	
5 -	39.683	24.987	1:04.670	67.24	0.815	13:35:57.958	
6 -	38.967	25.072	1:04.039 (2)	67.90	0.184	13:37:01.997	
7 -	39.266	24.868	1:04.134 (3)	67.80	0.279	13:38:06.131	
8 -	39.033	24.822	1:03.855 (1)	68.10		13:39:09.986	
9 -	39.182	25.331	1:04.513	67.40	0.658	13:40:14.499	
10 -	38.911	25.601	1:04.512	67.40	0.657	13:41:19.011	

P7		6 E		Andrew FIRTH		Yamaha YZF-R1 - LTRmotorcycles.co.uk / Palmer Race Skool /	
IDEAL LAP TIME : 1:03.702		BEST LAP TIME : 1:03.711		DIFFERENCE : 0.009			
LAP	SECTOR 1	SECTOR 2	LAP TIME	MPH	DIFF	TIME OF DAY	
1 -		27.313	1:16.396	56.92	12.685	13:31:42.271	
2 -	40.941	26.561	1:07.502	64.42	3.791	13:32:49.773	
3 -	39.874	26.415	1:06.289	65.60	2.578	13:33:56.062	
4 -	40.662	26.245	1:06.907	64.99	3.196	13:35:02.969	
5 -	40.163	26.089	1:06.252	65.63	2.541	13:36:09.221	
6 -	39.326	25.969	1:05.295	66.59	1.584	13:37:14.516	
7 -	38.816	26.083	1:04.899 (3)	67.00	1.188	13:38:19.415	
8 -	38.069	25.642	1:03.711 (1)	68.25		13:39:23.126	
9 -	38.690	25.633	1:04.323 (2)	67.60	0.612	13:40:27.449	

P8		129 E		Derek CRIPPS		Yamaha R1 - Kelly Cripps - Team FBR	
IDEAL LAP TIME : 1:05.055		BEST LAP TIME : 1:05.352		DIFFERENCE : 0.297			
LAP	SECTOR 1	SECTOR 2	LAP TIME	MPH	DIFF	TIME OF DAY	
1 -		27.870	1:17.109	56.39	11.757	13:31:42.984	
2 -	40.905	26.062	1:06.967	64.93	1.615	13:32:49.951	
3 -	39.967	26.343	1:06.310	65.57	0.958	13:33:56.261	
4 -	39.217	26.208	1:05.425 (2)	66.46	0.073	13:35:01.686	
5 -	39.902	26.292	1:06.194	65.69	0.842	13:36:07.880	
6 -	38.993	26.359	1:05.352 (1)	66.54		13:37:13.232	
7 -	39.473	26.580	1:06.053 (3)	65.83	0.701	13:38:19.285	
8 -	40.268	26.426	1:06.694	65.20	1.342	13:39:25.979	
9 -	40.697	26.751	1:07.448	64.47	2.096	13:40:33.427	

Weather / Track : Rain / Wet

Brands Hatch Indy
Circuit Length = 1.2079 miles
Start: 13:30 Flag 13:40 End: 13:41

BMCRC - MRO Championships 2021 - Rnd 6 @ Brands Hatch Indy

Thunderbike Extreme & Ultra

RACE 5 - SECTOR ANALYSIS



SECTOR 1 = FL to I1, SECTOR 2 = I1 to FL, DIFF = Difference To Personal Best Lap, P = Crossed Finish Line in Pit Lane, D = Time Disallowed

P9 119 E Simon HEALEY		Yamaha R1 - Popular Tyres Ltd / Pro Parts Ltd				
IDEAL LAP TIME : 1:05.448		BEST LAP TIME : 1:05.487		DIFFERENCE : 0.039		
LAP	SECTOR 1	SECTOR 2	LAP TIME	MPH	DIFF	TIME OF DAY
1 -		28.366	1:17.988	55.75	12.501	13:31:43.863
2 -	43.201	26.579	1:09.780	62.31	4.293	13:32:53.643
3 -	40.696	26.743	1:07.439	64.48	1.952	13:34:01.082
4 -	41.803	26.078	1:07.881	64.06	2.394	13:35:08.963
5 -	40.569	26.348	1:06.917	64.98	1.430	13:36:15.880
6 -	40.451	25.959	1:06.410 (2)	65.48	0.923	13:37:22.290
7 -	40.436	26.108	1:06.544	65.34	1.057	13:38:28.834
8 -	40.376	26.080	1:06.456 (3)	65.43	0.969	13:39:35.290
9 -	39.489	25.998	1:05.487 (1)	66.40		13:40:40.777

P10 73 E Oliver MACRAE		Yamaha R6 - EPS Pumps				
IDEAL LAP TIME : 1:06.499		BEST LAP TIME : 1:06.825		DIFFERENCE : 0.326		
LAP	SECTOR 1	SECTOR 2	LAP TIME	MPH	DIFF	TIME OF DAY
1 -		28.192	1:15.866	57.31	9.041	13:31:41.741
2 -	41.990	27.061	1:09.051	62.97	2.226	13:32:50.792
3 -	40.652	26.733	1:07.385	64.53	0.560	13:33:58.177
4 -	40.850	26.902	1:07.752	64.18	0.927	13:35:05.929
5 -	40.696	26.577	1:07.273 (2)	64.64	0.448	13:36:13.202
6 -	40.963	26.443	1:07.406	64.51	0.581	13:37:20.608
7 -	41.096	26.220	1:07.316	64.59	0.491	13:38:27.924
8 -	40.611	26.683	1:07.294 (3)	64.62	0.469	13:39:35.218
9 -	40.279	26.546	1:06.825 (1)	65.07		13:40:42.043

P11 77 E David MAY		Suzuki GSXR 750 K1 - ELP Racing				
IDEAL LAP TIME : 1:07.846		BEST LAP TIME : 1:08.160		DIFFERENCE : 0.314		
LAP	SECTOR 1	SECTOR 2	LAP TIME	MPH	DIFF	TIME OF DAY
1 -		27.542	1:14.935	58.03	6.775	13:31:40.810
2 -	41.757	27.030	1:08.787	63.21	0.627	13:32:49.597
3 -	41.674	27.077	1:08.751	63.25	0.591	13:33:58.348
4 -	41.716	26.862	1:08.578 (3)	63.41	0.418	13:35:06.926
5 -	41.075	27.244	1:08.319 (2)	63.65	0.159	13:36:15.245
6 -	41.850	27.092	1:08.942	63.07	0.782	13:37:24.187
7 -	41.741	27.249	1:08.990	63.03	0.830	13:38:33.177
8 -	40.984	27.176	1:08.160 (1)	63.79		13:39:41.337
9 -	41.842	27.486	1:09.328	62.72	1.168	13:40:50.665

P12 213 E Jack PETRIE		Yamaha YZF 750 - Am tiling				
IDEAL LAP TIME : 1:06.814		BEST LAP TIME : 1:07.005		DIFFERENCE : 0.191		
LAP	SECTOR 1	SECTOR 2	LAP TIME	MPH	DIFF	TIME OF DAY
1 -		28.620	1:16.236	57.04	9.231	13:31:42.111
2 -	42.752	27.221	1:09.973	62.14	2.968	13:32:52.084
3 -	40.931	27.010	1:07.941	64.00	0.936	13:34:00.025
4 -	41.685	26.522	1:08.207	63.75	1.202	13:35:08.232
5 -	40.578	26.844	1:07.422	64.49	0.417	13:36:15.654
6 -	41.839	26.915	1:08.754	63.24	1.749	13:37:24.408
7 -	40.589	26.425	1:07.014 (2)	64.89	0.009	13:38:31.422
8 -	40.601	26.404	1:07.005 (1)	64.89		13:39:38.427
9 -	40.410	26.743	1:07.153 (3)	64.75	0.148	13:40:45.580

Weather / Track : Rain / Wet

Brands Hatch Indy
Circuit Length = 1.2079 miles
Start: 13:30 Flag 13:40 End: 13:41

BMCRC - MRO Championships 2021 - Rnd 6 @ Brands Hatch Indy

Thunderbike Extreme & Ultra

RACE 5 - SECTOR ANALYSIS



SECTOR 1 = FL to I1, SECTOR 2 = I1 to FL, DIFF = Difference To Personal Best Lap, P = Crossed Finish Line in Pit Lane, D = Time Disallowed

P13 55 E		Nick HODGINS		Suzuki GSXR 750 - Dad, Claire, Super Sam, ASR, Caz			
IDEAL LAP TIME : 1:06.960		BEST LAP TIME : 1:06.960		DIFFERENCE : 0.000			
LAP	SECTOR 1	SECTOR 2	LAP TIME	MPH	DIFF	TIME OF DAY	
1 -		28.397	1:18.757	55.21	11.797	13:31:44.632	
2 -	42.916	27.955	1:10.871	61.35	3.911	13:32:55.503	
3 -	42.622	27.848	1:10.470	61.70	3.510	13:34:05.973	
4 -	43.508	27.927	1:11.435	60.87	4.475	13:35:17.408	
5 -	42.491	27.030	1:09.521	62.55	2.561	13:36:26.929	
6 -	41.229	26.822	1:08.051	63.90	1.091	13:37:34.980	
7 -	41.295	26.459	1:07.754 (3)	64.18	0.794	13:38:42.734	
8 -	40.991	26.394	1:07.385 (2)	64.53	0.425	13:39:50.119	
9 -	40.763	26.197	1:06.960 (1)	64.94		13:40:57.079	

P14 21 U		Danny BRENNAN		Yamaha R1 - Greenplantuk			
IDEAL LAP TIME : 1:06.798		BEST LAP TIME : 1:06.798		DIFFERENCE : 0.000			
LAP	SECTOR 1	SECTOR 2	LAP TIME	MPH	DIFF	TIME OF DAY	
1 -		29.406	1:20.495	54.02	13.697	13:31:46.370	
2 -	43.459	28.730	1:12.189	60.23	5.391	13:32:58.559	
3 -	43.196	27.633	1:10.829	61.39	4.031	13:34:09.388	
4 -	42.870	27.960	1:10.830	61.39	4.032	13:35:20.218	
5 -	41.877	26.886	1:08.763	63.24	1.965	13:36:28.981	
6 -	40.698	27.196	1:07.894 (3)	64.04	1.096	13:37:36.875	
7 -	41.646	26.833	1:08.479	63.50	1.681	13:38:45.354	
8 -	40.572	26.711	1:07.283 (2)	64.63	0.485	13:39:52.637	
9 -	40.240	26.558	1:06.798 (1)	65.10		13:40:59.435	

P15 23 U		Justin ROSE		Yamaha R1 -			
IDEAL LAP TIME : 1:07.409		BEST LAP TIME : 1:07.409		DIFFERENCE : 0.000			
LAP	SECTOR 1	SECTOR 2	LAP TIME	MPH	DIFF	TIME OF DAY	
1 -		29.042	1:20.079	54.30	12.670	13:31:45.954	
2 -	43.645	28.565	1:12.210	60.22	4.801	13:32:58.164	
3 -	43.010	27.541	1:10.551	61.63	3.142	13:34:08.715	
4 -	41.753	27.733	1:09.486	62.58	2.077	13:35:18.201	
5 -	42.193	27.145	1:09.338	62.71	1.929	13:36:27.539	
6 -	41.017	27.276	1:08.293	63.67	0.884	13:37:35.832	
7 -	41.235	26.991	1:08.226 (3)	63.73	0.817	13:38:44.058	
8 -	40.612	27.055	1:07.667 (2)	64.26	0.258	13:39:51.725	
9 -	40.543	26.866	1:07.409 (1)	64.51		13:40:59.134	

P16 46 E		Adrian DRAPER		Suzuki GSXR 750 - droopy racing uk			
IDEAL LAP TIME : 1:11.933		BEST LAP TIME : 1:12.388		DIFFERENCE : 0.455			
LAP	SECTOR 1	SECTOR 2	LAP TIME	MPH	DIFF	TIME OF DAY	
1 -		30.393	1:22.825	52.50	10.437	13:31:48.700	
2 -	44.003	29.413	1:13.416	59.23	1.028	13:33:02.116	
3 -	44.480	29.256	1:13.736	58.97	1.348	13:34:15.852	
4 -	45.312	28.926	1:14.238	58.57	1.850	13:35:30.090	
5 -	44.322	29.674	1:13.996	58.76	1.608	13:36:44.086	
6 -	43.496	28.892	1:12.388 (1)	60.07		13:37:56.474	
7 -	44.442	28.437	1:12.879 (3)	59.66	0.491	13:39:09.353	
8 -	43.611	29.083	1:12.694 (2)	59.82	0.306	13:40:22.047	

Weather / Track : Rain / Wet

Brands Hatch Indy
Circuit Length = 1.2079 miles
Start: 13:30 Flag 13:40 End: 13:41

BMCRC - MRO Championships 2021 - Rnd 6 @ Brands Hatch Indy

Thunderbike Extreme & Ultra

RACE 5 - SECTOR ANALYSIS



SECTOR 1 = FL to I1, SECTOR 2 = I1 to FL, DIFF = Difference To Personal Best Lap, P = Crossed Finish Line in Pit Lane, D = Time Disallowed

P17 18 E		Stuart ALBON		Honda 954 FIREBLADE - Winter Sun Skydiving		
IDEAL LAP TIME : 1:13.460		BEST LAP TIME : 1:14.151		DIFFERENCE : 0.691		
LAP	SECTOR 1	SECTOR 2	LAP TIME	MPH	DIFF	TIME OF DAY
1 -		30.361	1:25.250	51.01	11.099	13:31:51.125
2 -	46.002	29.981	1:15.983	57.23	1.832	13:33:07.108
3 -	46.950	29.793	1:16.743	56.66	2.592	13:34:23.851
4 -	46.438	29.886	1:16.324	56.97	2.173	13:35:40.175
5 -	45.713	29.089	1:14.802	58.13	0.651	13:36:54.977
6 -	44.833	29.393	1:14.226 (2)	58.58	0.075	13:38:09.203
7 -	44.979	29.172	1:14.151 (1)	58.64		13:39:23.354
8 -	46.024	28.627	1:14.651 (3)	58.25	0.500	13:40:38.005

P18 651 U		Andrew MOXON		Yamaha R1 - Dartmotorsport.com + Vanguard motorsport		
IDEAL LAP TIME : 1:01.668		BEST LAP TIME : 1:01.849		DIFFERENCE : 0.181		
LAP	SECTOR 1	SECTOR 2	LAP TIME	MPH	DIFF	TIME OF DAY
1 -		26.298	1:13.909	58.83	12.060	13:31:39.784
2 -	39.577	25.000	1:04.577	67.33	2.728	13:32:44.361
3 -	38.870	25.414	1:04.284	67.64	2.435	13:33:48.645
4 -	38.463	24.593	1:03.056	68.96	1.207	13:34:51.701
5 -	38.404	24.502	1:02.906 (3)	69.12	1.057	13:35:54.607
6 -	38.190	24.896	1:03.086	68.93	1.237	13:36:57.693
7 -	37.613	24.628	1:02.241 (2)	69.86	0.392	13:37:59.934
8 -	37.166	24.683	1:01.849 (1)	70.31		13:39:01.783

P19 28 E		David SPENCER		Suzuki GSXR 600 -		
IDEAL LAP TIME : 1:09.318		BEST LAP TIME : 1:09.390		DIFFERENCE : 0.072		
LAP	SECTOR 1	SECTOR 2	LAP TIME	MPH	DIFF	TIME OF DAY
1 -		28.126	1:17.862	55.85	8.472	13:31:43.737
2 -	43.628	28.265	1:11.893	60.48	2.503	13:32:55.630
3 -	44.792	28.341	1:13.133	59.46	3.743	13:34:08.763
4 -	44.674	27.879	1:12.553	59.93	3.163	13:35:21.316
5 -	42.659	27.931	1:10.590 (3)	61.60	1.200	13:36:31.906
6 -	43.548	28.256	1:11.804	60.56	2.414	13:37:43.710
7 -	42.993	27.290	1:10.283 (2)	61.87	0.893	13:38:53.993
8 -	42.279	27.111	1:09.390 (1)	62.66		13:40:03.383

P20 22 E		Matthew MAY		Honda CBR600F3 - Splurgen		
IDEAL LAP TIME : 1:05.575		BEST LAP TIME : 1:05.575		DIFFERENCE : 0.000		
LAP	SECTOR 1	SECTOR 2	LAP TIME	MPH	DIFF	TIME OF DAY
1 -		26.095	1:11.878	60.49	6.303	13:31:37.753
2 -	39.503	26.072	1:05.575 (1)	66.31		13:32:43.328
3 -	39.592	26.223	1:05.815 (2)	66.07	0.240	13:33:49.143

Weather / Track : Rain / Wet

Brands Hatch Indy
Circuit Length = 1.2079 miles
Start: 13:30 Flag 13:40 End: 13:41

BMCRC - MRO Championships 2021 - Rnd 6 @ Brands Hatch Indy

Thunderbike Extreme & Ultra

RACE 5 - BEST SECTORS

SECTOR 1			SECTOR 2			IDEAL / BEST COMPARISON						
POS	NO	NAME	TIME	NO	NAME	TIME	POS	NO	NAME	IDEAL	BEST	DIFF
									PERFECT LAP	57.746		
1	275	WILBY	34.808	275	WILBY	22.938	1	275	WILBY	57.746	57.953	0.207
2	20	SWYER	35.956	5	KILLWORTH	24.122	2	961	SIM	1:00.515	1:00.614	0.099
3	961	SIM	36.335	961	SIM	24.180	3	20	SWYER	1:00.528	1:00.863	0.335
4	5	KILLWORTH	36.452	651	MOXON	24.502	4	5	KILLWORTH	1:00.574	1:00.627	0.053
5	651	MOXON	37.166	20	SWYER	24.572	5	651	MOXON	1:01.668	1:01.849	0.181
6	6	FIRTH	38.069	138	REVELEY	24.822	6	6	FIRTH	1:03.702	1:03.711	0.009
7	102	FEARN	38.509	102	FEARN	25.194	7	102	FEARN	1:03.703	1:04.285	0.582
8	138	REVELEY	38.911	6	FIRTH	25.633	8	138	REVELEY	1:03.733	1:03.855	0.122
9	129	CRIPPS	38.993	119	HEALEY	25.959	9	129	CRIPPS	1:05.055	1:05.352	0.297
10	119	HEALEY	39.489	129	CRIPPS	26.062	10	119	HEALEY	1:05.448	1:05.487	0.039
11	22	MAY	39.503	22	MAY	26.072	11	22	MAY	1:05.575	1:05.575	0.000
12	21	BRENNAN	40.240	55	HODGINS	26.197	12	73	MACRAE	1:06.499	1:06.825	0.326
13	73	MACRAE	40.279	73	MACRAE	26.220	13	21	BRENNAN	1:06.798	1:06.798	0.000
14	213	PETRIE	40.410	213	PETRIE	26.404	14	213	PETRIE	1:06.814	1:07.005	0.191
15	23	ROSE	40.543	21	BRENNAN	26.558	15	55	HODGINS	1:06.960	1:06.960	0.000
16	55	HODGINS	40.763	77	MAY	26.862	16	23	ROSE	1:07.409	1:07.409	0.000
17	77	MAY	40.984	23	ROSE	26.866	17	77	MAY	1:07.846	1:08.160	0.314
18	28	SPENCER	42.207	28	SPENCER	27.111	18	28	SPENCER	1:09.318	1:09.390	0.072
19	46	DRAPER	43.496	46	DRAPER	28.437	19	46	DRAPER	1:11.933	1:12.388	0.455
20	18	ALBON	44.833	18	ALBON	28.627	20	18	ALBON	1:13.460	1:14.151	0.691
21												

Weather / Track : Rain / Wet

Results can be found at www.tsl-timing.com

Brands Hatch Indy
Circuit Length = 1.2079 miles
Start: 13:30 Flag 13:40 End: 13:41

Printed - 13:50 Saturday, 02 October 2021

BMCRC - MRO Championships 2021 - Rnd 6 @ Brands Hatch Indy

Thunderbike Extreme & Ultra

RACE 5 - STATISTICS

Competitors Started 21
Planned Start 2021-10-02 @ 13:10:00.000
Actual Start 2021-10-02 @ 13:30:25.875
Finish Time 2021-10-02 @ 13:40:18.093
Track Length 1.2079mi.
Total Laps 176
Total Distance Covered 212.5984mi.

Session Fastest Lap History

NO	CL	NAME	LAP TIME	TIME OF DAY	LAP	VEHICLE
275	U	Mark WILBY	58.693	13:32:28.182	2	Suzuki GSXR1000
275	U	Mark WILBY	57.953	13:33:26.134	3	Suzuki GSXR1000

Session Leader History

NO	CL	NAME	FROM LAP	LAPS LED	DISTANCE	VEHICLE
275	U	Mark WILBY	1	10	12.07 miles	Suzuki GSXR1000

Flag History

TYPE	TIME OF DAY
GREEN	13:30:25.875
FINISH	13:40:18.093

Flag Statistics

TYPE	COUNT	TOTAL LAPS	TOTAL TIME
Green	1	10	11:00.552
Red	0	0	0.000
Safety Car	0	0	0.000
FCY	0	0	0.000

BMCRC - MRO Championships 2021 - Rnd 6 @ Brands Hatch Indy

Thunderbike Extreme & Ultra

RACE 5 - STATISTICS

CLASS : E

13 Starters

Fastest Lap History

NO	NAME	LAP TIME	TIME OF DAY	LAP	VEHICLE
961	Jack SIM	1:02.475	13:32:34.880	2	Yamaha R6
961	Jack SIM	1:01.332	13:33:36.212	3	Yamaha R6
961	Jack SIM	1:00.614	13:34:36.826	4	Yamaha R6

Leader History

NO	NAME	FROM LAP	LAPS LED	DISTANCE	VEHICLE
961	Jack SIM	1	10	12.07 miles	Yamaha R6

BMCRC - MRO Championships 2021 - Rnd 6 @ Brands Hatch Indy

Thunderbike Extreme & Ultra

RACE 5 - STATISTICS

CLASS : U

8 Starters

Fastest Lap History

NO	NAME	LAP TIME	TIME OF DAY	LAP	VEHICLE
275	Mark WILBY	58.693	13:32:28.182	2	Suzuki GSXR1000
275	Mark WILBY	57.953	13:33:26.134	3	Suzuki GSXR1000

Leader History

NO	NAME	FROM LAP	LAPS LED	DISTANCE	VEHICLE
275	Mark WILBY	1	10	12.07 miles	Suzuki GSXR1000

BMCRC - MRO Championships 2021 - Rnd 6 @ Brands Hatch Indy



Thunderbike Extreme & Ultra

RACE 5 - GRID (12 Laps)



ROW 10	29	258	Ande FRIEND	28	220	Glenn KIRK						
ROW 9	27	159	Benn RIDGWELL	26	103	Craig GOFFORD	25	101	Glen TRIPP			
ROW 8	24	41	David ABRAHAM	23	9	Chris CAYFORD	22	3	Tom BARRETT			
ROW 7	21	29	Cecil DINSMORE	20	18	Stuart ALBON	1:14.151	19	46	Adrian DRAPER	1:12.388	
ROW 6	18	28	David SPENCER	1:09.390	17	77	David MAY	1:08.160	16	23	Justin ROSE	1:07.409
ROW 5	15	213	Jack PETRIE	1:07.005	14	55	Nick HODGINS	1:06.960	13	73	Oliver MACRAE	1:06.825
ROW 4	12	21	Danny BRENNAN	1:06.798	11	22	Matthew MAY	1:05.575	10	119	Simon HEALEY	1:05.487
ROW 3	9	129	Derek CRIPPS	1:05.352	8	102	James FEARN	1:04.285	7	138	James REVELEY	1:03.855
ROW 2	6	6	Andrew FIRTH	1:03.711	5	651	Andrew MOXON	1:01.849	4	20	Connor SWYER	1:00.863
ROW 1	3	5	Stacey KILLWORTH	1:00.627	2	961	Jack SIM	1:00.614	1	275	Mark WILBY	57.953
Pole												

These results are provisional until the conclusion of any judicial and technical matters.

Brands Hatch Indy
Circuit Length = 1.2079 miles

Clerk Of Course :	Stewards :	Timekeeper : Alan Povey
-------------------	------------	-------------------------

Results can be found at www.tsl-timing.com

Printed - 13:54 Saturday, 02 October 2021



BMCRC - MRO Championships 2021 - Rnd 6 @ Brands Hatch Indy

Thunderbike Extreme & Ultra RACE 5 - CLASSIFICATION



POS	NO	CL	PIC NAME	ENTRY	LAPS	TIME	GAP	DIFF	MPH	BEST	ON
1	275	U	1 Mark WILBY	Suzuki GSXR1000 - Bandido Beer	12	10:18.904			84.31	50.638	4
2	961	E	1 Jack SIM	Yamaha R6 - Platform Lift Engineers Ltd	12	10:22.344	3.440	3.440	83.84	50.921	9
3	102	U	2 James FEARN	Suzuki GSXR1000 - Jwf tiling, palmer race skool, tt	12	10:26.477	7.573	4.133	83.29	50.941	6
4	20	U	3 Connor SWYER	SUZUKI GSXR 1000 K6 - WSC Performance & lleithy	12	10:28.736	9.832	2.259	82.99	51.334	10
5	5	U	4 Stacey KILLWORTH	Suzuki GSXR 1000 - Greenplant/Everns	12	10:33.562	14.658	4.826	82.36	51.932	11
6	29	U	5 Cecil DINSMORE	Suzuki GSXR 1000 - KnC Motorsport	12	10:43.883	24.979	10.321	81.04	51.932	12
7	77	E	2 David MAY	Suzuki GSXR 750 K1 - ELP Racing	12	10:43.890	24.986	0.007	81.04	51.579	10
8	220	U	6 Glenn KIRK	Yamaha YZF-R1 - Vanguard Motorsport Ltd	12	10:46.857	27.953	2.967	80.67	51.833	12
9	129	E	3 Derek CRIPPS	Yamaha R1 - Kelly Cripps - Team FBR	12	10:48.572	29.668	1.715	80.45	52.461	9
10	138	E	4 James REVELEY	Yamaha R6 - PCN Racing	12	10:49.213	30.309	0.641	80.37	52.884	9
11	41	U	7 David ABRAHAM	Yamaha R1 - Cambridge Motorcycles	12	10:54.119	35.215	4.906	79.77	52.654	10
12	28	E	5 David SPENCER	Suzuki GSXR 600 -	12	10:55.983	37.079	1.864	79.54	52.842	11
13	651	U	8 Andrew MOXON	Yamaha R1 - Dartmotorsport.com + Vanguard moto	12	10:58.284	39.380	2.301	79.27	53.216	12
14	213	E	6 Jack PETRIE	Yamaha YZF 750 - Am tiling	12	10:59.017	40.113	0.733	79.18	53.144	12
15	73*	E	7 Oliver MACRAE	Yamaha R6 - EPS Pumps	12	10:59.127	40.223	0.110	79.17	52.544	10
16	119	E	8 Simon HEALEY	Yamaha R1 - Popular Tyres Ltd / Pro Parts Ltd	12	11:01.828	42.924	2.701	78.84	53.647	10
17	6	E	9 Andrew FIRTH	Yamaha YZF-R1 - LTRmotorcycles.co.uk / Palmer	12	11:11.496	52.592	9.668	77.71	54.488	12
18	55	E	10 Nick HODGINS	Suzuki GSXR 750 - Dad, Claire, Super Sam, ASR, C	12	11:11.567	52.663	0.071	77.70	53.829	11
19	21	U	9 Danny BRENNAN	Yamaha R1 - Greenplantuk	11	10:31.320	1 Lap	1 Lap	75.76	55.238	9
20	22	E	11 Matthew MAY	Honda CBR600F3 - Splurgen	11	10:31.856	1 Lap	0.536	75.70	55.068	11
21	159	E	12 Benn RIDGWELL	Suzuki SV650 - Ridgely Racing	11	10:32.372	1 Lap	0.516	75.64	55.747	11
22	3	E	13 Tom BARRETT	Honda RS250 - The Two Stroke Workshop	11	10:32.675	1 Lap	0.303	75.60	55.375	10
23	46	E	14 Adrian DRAPER	Suzuki GSXR 750 - droopy racing uk	11	10:54.268	1 Lap	21.593	73.11	58.108	6
24	101	E	15 Glen TRIPP	Honda CBR 600FW - yaki too racing	11	10:58.337	1 Lap	4.069	72.65	58.014	9

NOT CLASSIFIED

DNF	23	U	Justin ROSE	Yamaha R1 -	0						
DNF	18	E	Stuart ALBON	Honda 954 FIREBLADE - Winter Sun Skydiving	0						

FASTEST LAP

275	U	Mark WILBY	Suzuki GSXR1000 - Bandido Beer	4	50.638	85.87 mph	138.20 kph
961	E	Jack SIM	Yamaha R6 - Platform Lift Engineers Ltd	9	50.921	85.39 mph	137.43 kph

* Bike 73 - 10 second penalty applied for jump start
 Class U - 92.5% of Race Speed = 77.98 mph
 Class E - 92.5% of Race Speed = 77.55 mph

Weather / Track : Bright / Dry

These results are provisional until the conclusion of any judicial and technical matters.

Brands Hatch Indy: 1.2079 miles
 Race Distance: 12 Laps / 14.49 miles
 Start: 11:42 Flag 11:52 End: 11:53

Clerk Of Course :	Stewards :	Timekeeper : Alan Povey
-------------------	------------	-------------------------

Results can be found at www.tsl-timing.com

Printed - 11:54 Sunday, 03 October 2021



BMCRC - MRO Championships 2021 - Rnd 6 @ Brands Hatch Indy

Thunderbike Extreme & Ultra

RACE 5 - LAP CHART

LAP 1 @ 11:43:25.992			LAP 2 @ 11:44:17.633			LAP 3 @ 11:45:08.354			LAP 4 @ 11:45:58.992			LAP 5 @ 11:46:49.906		
NO	BEHIND	LAP TIME	NO	BEHIND	LAP TIME	NO	BEHIND	LAP TIME	NO	BEHIND	LAP TIME	NO	BEHIND	LAP TIME
275		56.595	275		51.641	275		50.721	275		50.638	275		50.914
961	1.052	57.647	961	1.405	51.994	961	2.347	51.663	961	3.064	51.355	961	3.491	51.341
5	1.070	57.665	102	2.106	51.835	102	2.941	51.556	102	3.906	51.603	102	4.372	51.380
102	1.912	58.507	5	2.209	52.780	5	3.768	52.280	5	5.523	52.393	5	7.132	52.523
20	2.105	58.700	20	3.235	52.771	20	4.869	52.355	20	6.126	51.895	20	7.310	52.098
73	3.246	59.841	138	6.080	54.154	138	9.443	54.084	138	12.358	53.553	138	15.082	53.638
138	3.567	1:00.162	73	6.224	54.619	73	10.221	54.718	73	13.916	54.333	29	16.178	53.028
129	4.563	1:01.158	129	7.311	54.389	129	10.598	54.008	29	14.064	53.856	73	17.110	54.108
6	5.661	1:02.256	29	8.722	54.536	29	10.846	52.845	129	14.126	54.166	129	17.159	53.947
29	5.827	1:02.422	651	9.470	54.949	651	12.315	53.566	651	15.551	53.874	77	18.675	53.616
213	5.927	1:02.522	6	9.798	55.778	77	12.824	53.537	77	15.973	53.787	651	19.203	54.566
651	6.162	1:02.757	77	10.008	55.114	41	12.891	53.487	41	16.105	53.852	41	19.535	54.344
77	6.535	1:03.130	41	10.125	55.087	220	14.364	54.358	220	16.360	52.634	220	19.623	54.177
41	6.679	1:03.274	213	10.350	56.064	213	14.600	54.971	213	17.964	54.002	213	20.875	53.825
119	7.324	1:03.919	220	10.727	54.514	28	15.295	54.585	28	18.497	53.840	28	21.142	53.559
28	7.530	1:04.125	119	10.765	55.082	6	15.675	56.598	119	19.179	54.088	119	22.322	54.057
220	7.854	1:04.449	28	11.431	55.542	119	15.729	55.685	6	20.929	55.892	6	25.768	55.753
21	8.414	1:05.009	21	14.157	57.384	55	19.468	55.921	55	24.400	55.570	55	28.924	55.438
22	9.074	1:05.669	55	14.268	56.671	21	21.450	58.014	159	28.474	57.049	159	33.941	56.381
55	9.238	1:05.833	159	15.232	57.251	159	22.063	57.552	21	29.083	58.271	21	35.528	57.359
159	9.622	1:06.217	22	15.346	57.913	22	22.220	57.595	22	29.372	57.790	22	35.775	57.317
46	10.592	1:07.187	3	17.138	57.890	3	22.386	55.969	3	29.635	57.887	3	36.177	57.456
3	10.889	1:07.484	46	18.168	59.217	46	27.014	59.567	46	35.634	59.258	46	43.335	58.615
101	12.064	1:08.659	101	20.968	1:00.545	101	29.790	59.543	101	38.490	59.338	101	46.810	59.234

Weather / Track : Bright / Dry

Brands Hatch Indy
Circuit Length = 1.2079 miles
Start: 11:42 Flag 11:52 End: 11:53

BMCRC - MRO Championships 2021 - Rnd 6 @ Brands Hatch Indy

Thunderbike Extreme & Ultra

RACE 5 - LAP CHART

LAP 6 @ 11:47:41.059			LAP 7 @ 11:48:32.207			LAP 8 @ 11:49:23.768			LAP 9 @ 11:50:14.923			LAP 10 @ 11:51:06.485		
NO	BEHIND	LAP TIME	NO	BEHIND	LAP TIME	NO	BEHIND	LAP TIME	NO	BEHIND	LAP TIME	NO	BEHIND	LAP TIME
275		51.153	275		51.148	275		51.561	275		51.155	275		51.562
961	3.319	50.981	961	3.258	51.087	961	2.732	51.035	3	1 Lap	56.082	961	2.941	52.005
102	4.160	50.941	101	1 Lap	59.002	102	4.658	51.813	961	2.498	50.921	159	1 Lap	56.233
20	7.597	51.440	102	4.406	51.394	46	1 Lap	58.164	102	5.087	51.584	21	1 Lap	55.238
5	8.179	52.200	20	8.027	51.578	20	7.920	51.454	20	8.295	51.530	22	1 Lap	56.185
138	17.234	53.305	5	9.212	52.181	5	9.878	52.227	5	11.555	52.832	3	1 Lap	55.898
29	17.907	52.882	29	19.160	52.401	101	1 Lap	58.277	46	1 Lap	58.962	102	4.958	51.433
129	19.337	53.331	138	19.249	53.163	29	20.360	52.761	101	1 Lap	58.731	20	8.067	51.334
73	19.724	53.767	77	20.784	52.040	138	21.459	53.771	29	21.431	52.226	5	12.081	52.088
77	19.892	52.370	129	21.559	53.370	77	21.585	52.362	77	22.231	51.801	46	1 Lap	58.139
220	21.627	53.157	73	21.995	53.419	129	22.525	52.527	138	23.188	52.884	29	21.852	51.983
651	22.556	54.506	220	22.935	52.456	73	23.438	53.004	129	23.831	52.461	77	22.248	51.579
41	22.843	54.461	651	26.003	54.595	220	23.662	52.288	220	24.544	52.037	101	1 Lap	58.014
28	23.241	53.252	41	26.263	54.568	41	28.370	53.668	73	25.556	53.273	138	24.780	53.154
213	24.063	54.341	28	26.692	54.599	28	29.439	54.308	41	30.123	52.908	220	25.230	52.248
119	25.387	54.218	213	26.886	53.971	651	29.512	55.070	28	31.375	53.091	129	25.438	53.169
6	29.461	54.846	119	28.809	54.570	213	29.960	54.635	213	32.532	53.727	73	26.538	52.544
55	32.883	55.112	6	34.010	55.697	119	31.753	54.505	651	32.688	54.331	41	31.215	52.654
159	39.215	56.427	55	37.126	55.391	6	37.494	55.045	119	34.271	53.673	28	32.941	53.128
21	41.045	56.670	159	44.674	56.607	55	40.248	54.683	6	41.589	55.250	651	34.485	53.359
22	41.449	56.827	22	46.576	56.275	159	49.823	56.710	55	43.991	54.898	213	35.304	54.334
3	42.126	57.102	21	46.908	57.011	22	50.514	55.499				119	36.356	53.647
46	50.290	58.108	3	46.963	55.985	21	50.848	55.501				6	45.235	55.208
												55	46.699	54.270

Weather / Track : Bright / Dry

Brands Hatch Indy
 Circuit Length = 1.2079 miles
 Start: 11:42 Flag 11:52 End: 11:53

BMCRC - MRO Championships 2021 - Rnd 6 @ Brands Hatch Indy

Thunderbike Extreme & Ultra

RACE 5 - LAP CHART

LAP 11 @ 11:51:57.452			LAP 12 @ 11:52:48.301		
NO	BEHIND	LAP TIME	NO	BEHIND	LAP TIME
275		50.967	275		50.849
961	3.291	51.317	961	3.440	50.998
102	7.002	53.011	102	7.573	51.420
21	1 Lap	55.396	20	9.832	51.990
159	1 Lap	56.198	21	1 Lap	55.467
20	8.691	51.591	22	1 Lap	55.068
22	1 Lap	55.718	159	1 Lap	55.747
3	1 Lap	55.375	3	1 Lap	55.547
5	13.046	51.932	5	14.658	52.461
77	23.586	52.305	29	24.979	51.932
29	23.896	53.011	77	24.986	52.249
138	26.940	53.127	220	27.953	51.833
220	26.969	52.706	129	29.668	52.853
46	1 Lap	58.409	73	30.223	52.584
129	27.664	53.193	138	30.309	54.218
73	28.488	52.917	41	35.215	52.941
101	1 Lap	58.344	46	1 Lap	58.642
41	33.123	52.875	28	37.079	53.112
28	34.816	52.842	651	39.380	53.216
651	37.013	53.495	101	1 Lap	58.650
213	37.818	53.481	213	40.113	53.144
119	39.435	54.046	119	42.924	54.338
6	48.953	54.685	6	52.592	54.488
55	49.561	53.829	55	52.663	53.951

BMCR - MRO Championships 2021 - Rnd 6 @ Brands Hatch Indy

Thunderbike Extreme & Ultra

RACE 5 - SECTOR ANALYSIS



SECTOR 1 = FL to I1, SECTOR 2 = I1 to FL, DIFF = Difference To Personal Best Lap, P = Crossed Finish Line in Pit Lane, D = Time Disallowed

P1 275 U		Mark WILBY		Suzuki GSXR1000 - Bandido Beer			
IDEAL LAP TIME : 50.540		BEST LAP TIME : 50.638		DIFFERENCE : 0.098			
LAP	SECTOR 1	SECTOR 2	LAP TIME	MPH	DIFF	TIME OF DAY	
1 -		20.358	56.595	76.83	5.957	11:43:25.992	
2 -	31.417	20.224	51.641	84.20	1.003	11:44:17.633	
3 -	30.705	20.016	50.721 (2)	85.73	0.083	11:45:08.354	
4 -	30.700	19.938	50.638 (1)	85.87		11:45:58.992	
5 -	30.602	20.312	50.914	85.41	0.276	11:46:49.906	
6 -	30.783	20.370	51.153	85.01	0.515	11:47:41.059	
7 -	30.909	20.239	51.148	85.02	0.510	11:48:32.207	
8 -	31.383	20.178	51.561	84.33	0.923	11:49:23.768	
9 -	30.941	20.214	51.155	85.00	0.517	11:50:14.923	
10 -	31.453	20.109	51.562	84.33	0.924	11:51:06.485	
11 -	30.855	20.112	50.967	85.32	0.329	11:51:57.452	
12 -	30.751	20.098	50.849 (3)	85.51	0.211	11:52:48.301	

P2 961 E		Jack SIM		Yamaha R6 - Platform Lift Engineers Ltd			
IDEAL LAP TIME : 50.897		BEST LAP TIME : 50.921		DIFFERENCE : 0.024			
LAP	SECTOR 1	SECTOR 2	LAP TIME	MPH	DIFF	TIME OF DAY	
1 -		21.091	57.647	75.43	6.726	11:43:27.044	
2 -	31.328	20.666	51.994	83.63	1.073	11:44:19.038	
3 -	30.961	20.702	51.663	84.17	0.742	11:45:10.701	
4 -	30.767	20.588	51.355	84.67	0.434	11:46:02.056	
5 -	30.757	20.584	51.341	84.70	0.420	11:46:53.397	
6 -	30.582	20.399	50.981 (2)	85.29	0.060	11:47:44.378	
7 -	30.603	20.484	51.087	85.12	0.166	11:48:35.465	
8 -	30.699	20.336	51.035	85.20	0.114	11:49:26.500	
9 -	30.561	20.360	50.921 (1)	85.39		11:50:17.421	
10 -	31.035	20.970	52.005	83.61	1.084	11:51:09.426	
11 -	30.734	20.583	51.317	84.74	0.396	11:52:00.743	
12 -	30.583	20.415	50.998 (3)	85.27	0.077	11:52:51.741	

P3 102 U		James FEARN		Suzuki GSXR1000 - Jwf tiling, palmer race skool, the factory			
IDEAL LAP TIME : 50.941		BEST LAP TIME : 50.941		DIFFERENCE : 0.000			
LAP	SECTOR 1	SECTOR 2	LAP TIME	MPH	DIFF	TIME OF DAY	
1 -		20.432	58.507	74.32	7.566	11:43:27.904	
2 -	31.547	20.288	51.835	83.89	0.894	11:44:19.739	
3 -	31.101	20.455	51.556	84.34	0.615	11:45:11.295	
4 -	31.265	20.338	51.603	84.27	0.662	11:46:02.898	
5 -	31.174	20.206	51.380 (2)	84.63	0.439	11:46:54.278	
6 -	30.779	20.162	50.941 (1)	85.36		11:47:45.219	
7 -	31.063	20.331	51.394 (3)	84.61	0.453	11:48:36.613	
8 -	31.383	20.430	51.813	83.92	0.872	11:49:28.426	
9 -	31.135	20.449	51.584	84.30	0.643	11:50:20.010	
10 -	31.044	20.389	51.433	84.54	0.492	11:51:11.443	
11 -	32.157	20.854	53.011	82.03	2.070	11:52:04.454	
12 -	30.900	20.520	51.420	84.57	0.479	11:52:55.874	

BMCRC - MRO Championships 2021 - Rnd 6 @ Brands Hatch Indy

Thunderbike Extreme & Ultra

RACE 5 - SECTOR ANALYSIS



SECTOR 1 = FL to I1, SECTOR 2 = I1 to FL, DIFF = Difference To Personal Best Lap, P = Crossed Finish Line in Pit Lane, D = Time Disallowed

P4		20 U		Connor SWYER		SUZUKI GSXR 1000 K6 - WSC Performace & lleithyr farm	
IDEAL LAP TIME : 51.100		BEST LAP TIME : 51.334		DIFFERENCE : 0.234			
LAP	SECTOR 1	SECTOR 2	LAP TIME	MPH	DIFF	TIME OF DAY	
1 -		21.199	58.700	74.08	7.366	11:43:28.097	
2 -	31.862	20.909	52.771	82.40	1.437	11:44:20.868	
3 -	31.501	20.854	52.355	83.05	1.021	11:45:13.223	
4 -	31.299	20.596	51.895	83.79	0.561	11:46:05.118	
5 -	31.258	20.840	52.098	83.46	0.764	11:46:57.216	
6 -	30.839	20.601	51.440 (2)	84.53	0.106	11:47:48.656	
7 -	31.238	20.340	51.578	84.31	0.244	11:48:40.234	
8 -	30.760	20.694	51.454 (3)	84.51	0.120	11:49:31.688	
9 -	30.944	20.586	51.530	84.38	0.196	11:50:23.218	
10 -	30.834	20.500	51.334 (1)	84.71		11:51:14.552	
11 -	30.859	20.732	51.591	84.28	0.257	11:52:06.143	
12 -	31.175	20.815	51.990	83.64	0.656	11:52:58.133	

P5		5 U		Stacey KILLWORTH		Suzuki GSXR 1000 - Greenplant/Everns	
IDEAL LAP TIME : 51.897		BEST LAP TIME : 51.932		DIFFERENCE : 0.035			
LAP	SECTOR 1	SECTOR 2	LAP TIME	MPH	DIFF	TIME OF DAY	
1 -		20.994	57.665	75.41	5.733	11:43:27.062	
2 -	31.796	20.984	52.780	82.39	0.848	11:44:19.842	
3 -	31.506	20.774	52.280	83.17	0.348	11:45:12.122	
4 -	31.502	20.891	52.393	82.99	0.461	11:46:04.515	
5 -	31.433	21.090	52.523	82.79	0.591	11:46:57.038	
6 -	31.492	20.708	52.200	83.30	0.268	11:47:49.238	
7 -	31.408	20.773	52.181 (3)	83.33	0.249	11:48:41.419	
8 -	31.381	20.846	52.227	83.26	0.295	11:49:33.646	
9 -	31.655	21.177	52.832	82.31	0.900	11:50:26.478	
10 -	31.235	20.853	52.088 (2)	83.48	0.156	11:51:18.566	
11 -	31.189	20.743	51.932 (1)	83.73		11:52:10.498	
12 -	31.587	20.874	52.461	82.89	0.529	11:53:02.959	

P6		29 U		Cecil DINSMORE		Suzuki GSXR 1000 - KnC Motorsport	
IDEAL LAP TIME : 51.353		BEST LAP TIME : 51.932		DIFFERENCE : 0.579			
LAP	SECTOR 1	SECTOR 2	LAP TIME	MPH	DIFF	TIME OF DAY	
1 -		21.775	1:02.422	69.66	10.490	11:43:31.819	
2 -	33.243	21.293	54.536	79.73	2.604	11:44:26.355	
3 -	32.097	20.748	52.845	82.28	0.913	11:45:19.200	
4 -	32.639	21.217	53.856	80.74	1.924	11:46:13.056	
5 -	32.263	20.765	53.028	82.00	1.096	11:47:06.084	
6 -	32.260	20.622	52.882	82.23	0.950	11:47:58.966	
7 -	31.919	20.482	52.401	82.98	0.469	11:48:51.367	
8 -	32.153	20.608	52.761	82.42	0.829	11:49:44.128	
9 -	31.577	20.649	52.226 (3)	83.26	0.294	11:50:36.354	
10 -	31.242	20.741	51.983 (2)	83.65	0.051	11:51:28.337	
11 -	32.740	20.271	53.011	82.03	1.079	11:52:21.348	
12 -	31.821	20.111	51.932 (1)	83.73		11:53:13.280	

BMCRC - MRO Championships 2021 - Rnd 6 @ Brands Hatch Indy

Thunderbike Extreme & Ultra

RACE 5 - SECTOR ANALYSIS



SECTOR 1 = FL to I1, SECTOR 2 = I1 to FL, DIFF = Difference To Personal Best Lap, P = Crossed Finish Line in Pit Lane, D = Time Disallowed

P7 77 E David MAY		Suzuki GSXR 750 K1 - ELP Racing				
IDEAL LAP TIME : 51.311		BEST LAP TIME : 51.579		DIFFERENCE : 0.268		
LAP	SECTOR 1	SECTOR 2	LAP TIME	MPH	DIFF	TIME OF DAY
1 -		21.727	1:03.130	68.88	11.551	11:43:32.527
2 -	33.353	21.761	55.114	78.90	3.535	11:44:27.641
3 -	32.202	21.335	53.537	81.22	1.958	11:45:21.178
4 -	32.239	21.548	53.787	80.84	2.208	11:46:14.965
5 -	32.428	21.188	53.616	81.10	2.037	11:47:08.581
6 -	31.695	20.675	52.370	83.03	0.791	11:48:00.951
7 -	31.411	20.629	52.040 (3)	83.56	0.461	11:48:52.991
8 -	31.495	20.867	52.362	83.04	0.783	11:49:45.353
9 -	31.363	20.438	51.801 (2)	83.94	0.222	11:50:37.154
10 -	30.873	20.706	51.579 (1)	84.30		11:51:28.733
11 -	31.671	20.634	52.305	83.13	0.726	11:52:21.038
12 -	31.571	20.678	52.249	83.22	0.670	11:53:13.287

P8 220 U Glenn KIRK		Yamaha YZF-R1 - Vanguard Motorsport Ltd				
IDEAL LAP TIME : 51.707		BEST LAP TIME : 51.833		DIFFERENCE : 0.126		
LAP	SECTOR 1	SECTOR 2	LAP TIME	MPH	DIFF	TIME OF DAY
1 -		22.152	1:04.449	67.47	12.616	11:43:33.846
2 -	33.246	21.268	54.514	79.77	2.681	11:44:28.360
3 -	33.158	21.200	54.358	79.99	2.525	11:45:22.718
4 -	32.020	20.614	52.634	82.61	0.801	11:46:15.352
5 -	32.317	21.860	54.177	80.26	2.344	11:47:09.529
6 -	32.386	20.771	53.157	81.80	1.324	11:48:02.686
7 -	31.873	20.583	52.456	82.90	0.623	11:48:55.142
8 -	31.624	20.664	52.288	83.16	0.455	11:49:47.430
9 -	31.620	20.417	52.037 (2)	83.56	0.204	11:50:39.467
10 -	31.457	20.791	52.248 (3)	83.23	0.415	11:51:31.715
11 -	31.881	20.825	52.706	82.50	0.873	11:52:24.421
12 -	31.290	20.543	51.833 (1)	83.89		11:53:16.254

P9 129 E Derek CRIPPS		Yamaha R1 - Kelly Cripps - Team FBR				
IDEAL LAP TIME : 52.336		BEST LAP TIME : 52.461		DIFFERENCE : 0.125		
LAP	SECTOR 1	SECTOR 2	LAP TIME	MPH	DIFF	TIME OF DAY
1 -		21.600	1:01.158	71.10	8.697	11:43:30.555
2 -	33.157	21.232	54.389	79.95	1.928	11:44:24.944
3 -	32.500	21.508	54.008	80.51	1.547	11:45:18.952
4 -	32.633	21.533	54.166	80.28	1.705	11:46:13.118
5 -	32.723	21.224	53.947	80.60	1.486	11:47:07.065
6 -	32.235	21.096	53.331	81.53	0.870	11:48:00.396
7 -	32.228	21.142	53.370	81.48	0.909	11:48:53.766
8 -	31.556	20.971	52.527 (2)	82.78	0.066	11:49:46.293
9 -	31.681	20.780	52.461 (1)	82.89		11:50:38.754
10 -	32.129	21.040	53.169	81.78	0.708	11:51:31.923
11 -	32.308	20.885	53.193	81.75	0.732	11:52:25.116
12 -	31.970	20.883	52.853 (3)	82.27	0.392	11:53:17.969

BMCRC - MRO Championships 2021 - Rnd 6 @ Brands Hatch Indy

Thunderbike Extreme & Ultra

RACE 5 - SECTOR ANALYSIS



SECTOR 1 = FL to I1, SECTOR 2 = I1 to FL, DIFF = Difference To Personal Best Lap, P = Crossed Finish Line in Pit Lane, D = Time Disallowed

P10 138 E		James REVELEY		Yamaha R6 - PCN Racing		
IDEAL LAP TIME : 52.846		BEST LAP TIME : 52.884		DIFFERENCE : 0.038		
LAP	SECTOR 1	SECTOR 2	LAP TIME	MPH	DIFF	TIME OF DAY
1 -		21.399	1:00.162	72.28	7.278	11:43:29.559
2 -	33.032	21.122	54.154	80.30	1.270	11:44:23.713
3 -	33.003	21.081	54.084	80.40	1.200	11:45:17.797
4 -	32.393	21.160	53.553	81.20	0.669	11:46:11.350
5 -	32.666	20.972	53.638	81.07	0.754	11:47:04.988
6 -	32.505	20.800	53.305	81.57	0.421	11:47:58.293
7 -	32.268	20.895	53.163	81.79	0.279	11:48:51.456
8 -	32.862	20.909	53.771	80.87	0.887	11:49:45.227
9 -	32.264	20.620	52.884 (1)	82.22		11:50:38.111
10 -	32.407	20.747	53.154 (3)	81.81	0.270	11:51:31.265
11 -	32.226	20.901	53.127 (2)	81.85	0.243	11:52:24.392
12 -	33.112	21.106	54.218	80.20	1.334	11:53:18.610

P11 41 U		David ABRAHAM		Yamaha R1 - Cambridge Motorcycles		
IDEAL LAP TIME : 52.442		BEST LAP TIME : 52.654		DIFFERENCE : 0.212		
LAP	SECTOR 1	SECTOR 2	LAP TIME	MPH	DIFF	TIME OF DAY
1 -		21.449	1:03.274	68.72	10.620	11:43:32.671
2 -	33.172	21.915	55.087	78.94	2.433	11:44:27.758
3 -	32.430	21.057	53.487	81.30	0.833	11:45:21.245
4 -	32.162	21.690	53.852	80.75	1.198	11:46:15.097
5 -	32.440	21.904	54.344	80.01	1.690	11:47:09.441
6 -	32.882	21.579	54.461	79.84	1.807	11:48:03.902
7 -	33.037	21.531	54.568	79.69	1.914	11:48:58.470
8 -	32.880	20.788	53.668	81.02	1.014	11:49:52.138
9 -	32.158	20.750	52.908 (3)	82.19	0.254	11:50:45.046
10 -	31.724	20.930	52.654 (1)	82.58		11:51:37.700
11 -	32.157	20.718	52.875 (2)	82.24	0.221	11:52:30.575
12 -	31.887	21.054	52.941	82.14	0.287	11:53:23.516

P12 28 E		David SPENCER		Suzuki GSXR 600 -		
IDEAL LAP TIME : 52.733		BEST LAP TIME : 52.842		DIFFERENCE : 0.109		
LAP	SECTOR 1	SECTOR 2	LAP TIME	MPH	DIFF	TIME OF DAY
1 -		22.157	1:04.125	67.81	11.283	11:43:33.522
2 -	33.653	21.889	55.542	78.29	2.700	11:44:29.064
3 -	33.012	21.573	54.585	79.66	1.743	11:45:23.649
4 -	32.626	21.214	53.840	80.76	0.998	11:46:17.489
5 -	32.599	20.960	53.559	81.19	0.717	11:47:11.048
6 -	32.087	21.165	53.252	81.66	0.410	11:48:04.300
7 -	32.989	21.610	54.599	79.64	1.757	11:48:58.899
8 -	33.076	21.232	54.308	80.07	1.466	11:49:53.207
9 -	32.025	21.066	53.091 (2)	81.90	0.249	11:50:46.298
10 -	32.061	21.067	53.128	81.85	0.286	11:51:39.426
11 -	32.134	20.708	52.842 (1)	82.29		11:52:32.268
12 -	32.206	20.906	53.112 (3)	81.87	0.270	11:53:25.380

BMCRC - MRO Championships 2021 - Rnd 6 @ Brands Hatch Indy

Thunderbike Extreme & Ultra

RACE 5 - SECTOR ANALYSIS



SECTOR 1 = FL to I1, SECTOR 2 = I1 to FL, DIFF = Difference To Personal Best Lap, P = Crossed Finish Line in Pit Lane, D = Time Disallowed

P13 651 U		Andrew MOXON		Yamaha R1 - Dartmotorsport.com + Vanguard motorsport		
IDEAL LAP TIME : 53.055		BEST LAP TIME : 53.216		DIFFERENCE : 0.161		
LAP	SECTOR 1	SECTOR 2	LAP TIME	MPH	DIFF	TIME OF DAY
1 -		21.759	1:02.757	69.29	9.541	11:43:32.154
2 -	33.589	21.360	54.949	79.13	1.733	11:44:27.103
3 -	32.574	20.992	53.566	81.18	0.350	11:45:20.669
4 -	32.579	21.295	53.874	80.71	0.658	11:46:14.543
5 -	32.788	21.778	54.566	79.69	1.350	11:47:09.109
6 -	33.130	21.376	54.506	79.78	1.290	11:48:03.615
7 -	33.139	21.456	54.595	79.65	1.379	11:48:58.210
8 -	33.386	21.684	55.070	78.96	1.854	11:49:53.280
9 -	33.117	21.214	54.331	80.03	1.115	11:50:47.611
10 -	32.301	21.058	53.359 (2)	81.49	0.143	11:51:40.970
11 -	32.541	20.954	53.495 (3)	81.28	0.279	11:52:34.465
12 -	32.101	21.115	53.216 (1)	81.71		11:53:27.681

P14 213 E		Jack PETRIE		Yamaha YZF 750 - Am tiling		
IDEAL LAP TIME : 53.130		BEST LAP TIME : 53.144		DIFFERENCE : 0.014		
LAP	SECTOR 1	SECTOR 2	LAP TIME	MPH	DIFF	TIME OF DAY
1 -		22.415	1:02.522	69.55	9.378	11:43:31.919
2 -	33.594	22.470	56.064	77.56	2.920	11:44:27.983
3 -	33.444	21.527	54.971	79.10	1.827	11:45:22.954
4 -	32.502	21.500	54.002	80.52	0.858	11:46:16.956
5 -	32.561	21.264	53.825	80.79	0.681	11:47:10.781
6 -	32.948	21.393	54.341	80.02	1.197	11:48:05.122
7 -	32.304	21.667	53.971	80.57	0.827	11:48:59.093
8 -	33.203	21.432	54.635	79.59	1.491	11:49:53.728
9 -	32.462	21.265	53.727 (3)	80.93	0.583	11:50:47.455
10 -	32.827	21.507	54.334	80.03	1.190	11:51:41.789
11 -	32.055	21.426	53.481 (2)	81.31	0.337	11:52:35.270
12 -	31.866	21.278	53.144 (1)	81.82		11:53:28.414

P15 73 E		Oliver MACRAE		Yamaha R6 - EPS Pumps		
IDEAL LAP TIME : 52.465		BEST LAP TIME : 52.544		DIFFERENCE : 0.079		
LAP	SECTOR 1	SECTOR 2	LAP TIME	MPH	DIFF	TIME OF DAY
1 -		21.578	59.841	72.66	7.297	11:43:29.238
2 -	32.969	21.650	54.619	79.61	2.075	11:44:23.857
3 -	33.267	21.451	54.718	79.47	2.174	11:45:18.575
4 -	32.864	21.469	54.333	80.03	1.789	11:46:12.908
5 -	32.748	21.360	54.108	80.36	1.564	11:47:07.016
6 -	32.581	21.186	53.767	80.87	1.223	11:48:00.783
7 -	32.448	20.971	53.419	81.40	0.875	11:48:54.202
8 -	31.930	21.074	53.004	82.04	0.460	11:49:47.206
9 -	32.267	21.006	53.273	81.62	0.729	11:50:40.479
10 -	31.750	20.794	52.544 (1)	82.76		11:51:33.023
11 -	32.052	20.865	52.917 (3)	82.17	0.373	11:52:25.940
12 -	31.671	20.913	52.584 (2)	82.69	0.040	11:53:18.524

BMCRRC - MRO Championships 2021 - Rnd 6 @ Brands Hatch Indy

Thunderbike Extreme & Ultra

RACE 5 - SECTOR ANALYSIS



SECTOR 1 = FL to I1, SECTOR 2 = I1 to FL, DIFF = Difference To Personal Best Lap, P = Crossed Finish Line in Pit Lane, D = Time Disallowed

P16		119 E		Simon HEALEY		Yamaha R1 - Popular Tyres Ltd / Pro Parts Ltd	
IDEAL LAP TIME : 53.536		BEST LAP TIME : 53.647		DIFFERENCE : 0.111			
LAP	SECTOR 1	SECTOR 2	LAP TIME	MPH	DIFF	TIME OF DAY	
1 -		22.682	1:03.919	68.03	10.272	11:43:33.316	
2 -	33.526	21.556	55.082	78.94	1.435	11:44:28.398	
3 -	33.899	21.786	55.685	78.09	2.038	11:45:24.083	
4 -	32.914	21.174	54.088	80.39	0.441	11:46:18.171	
5 -	32.927	21.130	54.057	80.44	0.410	11:47:12.228	
6 -	32.965	21.253	54.218	80.20	0.571	11:48:06.446	
7 -	33.100	21.470	54.570	79.68	0.923	11:49:01.016	
8 -	33.109	21.396	54.505	79.78	0.858	11:49:55.521	
9 -	32.637	21.036	53.673 (2)	81.02	0.026	11:50:49.194	
10 -	32.500	21.147	53.647 (1)	81.05		11:51:42.841	
11 -	32.835	21.211	54.046 (3)	80.46	0.399	11:52:36.887	
12 -	32.699	21.639	54.338	80.02	0.691	11:53:31.225	

P17		6 E		Andrew FIRTH		Yamaha YZF-R1 - LTRmotorcycles.co.uk / Palmer Race Skool /	
IDEAL LAP TIME : 54.193		BEST LAP TIME : 54.488		DIFFERENCE : 0.295			
LAP	SECTOR 1	SECTOR 2	LAP TIME	MPH	DIFF	TIME OF DAY	
1 -		22.301	1:02.256	69.84	7.768	11:43:31.653	
2 -	33.437	22.341	55.778	77.96	1.290	11:44:27.431	
3 -	34.339	22.259	56.598	76.83	2.110	11:45:24.029	
4 -	33.929	21.963	55.892	77.80	1.404	11:46:19.921	
5 -	33.763	21.990	55.753	77.99	1.265	11:47:15.674	
6 -	33.199	21.647	54.846 (3)	79.28	0.358	11:48:10.520	
7 -	33.832	21.865	55.697	78.07	1.209	11:49:06.217	
8 -	33.477	21.568	55.045	79.00	0.557	11:50:01.262	
9 -	33.378	21.872	55.250	78.70	0.762	11:50:56.512	
10 -	33.622	21.586	55.208	78.76	0.720	11:51:51.720	
11 -	33.360	21.325	54.685 (2)	79.52	0.197	11:52:46.405	
12 -	32.868	21.620	54.488 (1)	79.80		11:53:40.893	

P18		55 E		Nick HODGINS		Suzuki GSXR 750 - Dad, Claire, Super Sam, ASR, Caz	
IDEAL LAP TIME : 53.653		BEST LAP TIME : 53.829		DIFFERENCE : 0.176			
LAP	SECTOR 1	SECTOR 2	LAP TIME	MPH	DIFF	TIME OF DAY	
1 -		22.803	1:05.833	66.05	12.004	11:43:35.230	
2 -	34.646	22.025	56.671	76.73	2.842	11:44:31.901	
3 -	34.016	21.905	55.921	77.76	2.092	11:45:27.822	
4 -	33.786	21.784	55.570	78.25	1.741	11:46:23.392	
5 -	33.830	21.608	55.438	78.44	1.609	11:47:18.830	
6 -	33.611	21.501	55.112	78.90	1.283	11:48:13.942	
7 -	33.710	21.681	55.391	78.50	1.562	11:49:09.333	
8 -	33.146	21.537	54.683	79.52	0.854	11:50:04.016	
9 -	33.435	21.463	54.898	79.21	1.069	11:50:58.914	
10 -	33.036	21.234	54.270 (3)	80.12	0.441	11:51:53.184	
11 -	32.850	20.979	53.829 (1)	80.78		11:52:47.013	
12 -	32.674	21.277	53.951 (2)	80.60	0.122	11:53:40.964	

Weather / Track : Bright / Dry

Brands Hatch Indy
Circuit Length = 1.2079 miles
Start: 11:42 Flag 11:52 End: 11:53

BMCRC - MRO Championships 2021 - Rnd 6 @ Brands Hatch Indy

Thunderbike Extreme & Ultra

RACE 5 - SECTOR ANALYSIS



SECTOR 1 = FL to I1, SECTOR 2 = I1 to FL, DIFF = Difference To Personal Best Lap, P = Crossed Finish Line in Pit Lane, D = Time Disallowed

P19 21 U		Danny BRENNAN		Yamaha R1 - Greenplantuk		
IDEAL LAP TIME : 54.874		BEST LAP TIME : 55.238		DIFFERENCE : 0.364		
LAP	SECTOR 1	SECTOR 2	LAP TIME	MPH	DIFF	TIME OF DAY
1 -		23.074	1:05.009	66.89	9.771	11:43:34.406
2 -	34.729	22.655	57.384	75.78	2.146	11:44:31.790
3 -	35.486	22.528	58.014	74.95	2.776	11:45:29.804
4 -	35.627	22.644	58.271	74.62	3.033	11:46:28.075
5 -	34.988	22.371	57.359	75.81	2.121	11:47:25.434
6 -	34.606	22.064	56.670	76.73	1.432	11:48:22.104
7 -	34.822	22.189	57.011	76.27	1.773	11:49:19.115
8 -	33.798	21.703	55.501	78.35	0.263	11:50:14.616
9 -	33.737	21.501	55.238 (1)	78.72		11:51:09.854
10 -	33.373	22.023	55.396 (2)	78.50	0.158	11:52:05.250
11 -	33.616	21.851	55.467 (3)	78.39	0.229	11:53:00.717

P20 22 E		Matthew MAY		Honda CBR600F3 - Splurgen		
IDEAL LAP TIME : 55.013		BEST LAP TIME : 55.068		DIFFERENCE : 0.055		
LAP	SECTOR 1	SECTOR 2	LAP TIME	MPH	DIFF	TIME OF DAY
1 -		23.222	1:05.669	66.21	10.601	11:43:35.066
2 -	35.084	22.829	57.913	75.08	2.845	11:44:32.979
3 -	35.026	22.569	57.595	75.50	2.527	11:45:30.574
4 -	34.910	22.880	57.790	75.24	2.722	11:46:28.364
5 -	34.856	22.461	57.317	75.86	2.249	11:47:25.681
6 -	34.483	22.344	56.827	76.52	1.759	11:48:22.508
7 -	33.965	22.310	56.275	77.27	1.207	11:49:18.783
8 -	33.663	21.836	55.499 (2)	78.35	0.431	11:50:14.282
9 -	34.177	22.008	56.185	77.39	1.117	11:51:10.467
10 -	33.822	21.896	55.718 (3)	78.04	0.650	11:52:06.185
11 -	33.177	21.891	55.068 (1)	78.96		11:53:01.253

P21 159 E		Benn RIDGWELL		Suzuki SV650 - Ridgley Racing		
IDEAL LAP TIME : 55.747		BEST LAP TIME : 55.747		DIFFERENCE : 0.000		
LAP	SECTOR 1	SECTOR 2	LAP TIME	MPH	DIFF	TIME OF DAY
1 -		23.125	1:06.217	65.67	10.470	11:43:35.614
2 -	34.685	22.566	57.251	75.95	1.504	11:44:32.865
3 -	34.735	22.817	57.552	75.55	1.805	11:45:30.417
4 -	34.676	22.373	57.049	76.22	1.302	11:46:27.466
5 -	33.913	22.468	56.381	77.12	0.634	11:47:23.847
6 -	34.049	22.378	56.427	77.06	0.680	11:48:20.274
7 -	34.103	22.504	56.607	76.82	0.860	11:49:16.881
8 -	34.326	22.384	56.710	76.68	0.963	11:50:13.591
9 -	34.085	22.148	56.233 (3)	77.33	0.486	11:51:09.824
10 -	33.790	22.408	56.198 (2)	77.38	0.451	11:52:06.022
11 -	33.787	21.960	55.747 (1)	78.00		11:53:01.769

P22 3 E		Tom BARRETT		Honda RS250 - The Two Stroke Workshop		
IDEAL LAP TIME : 55.249		BEST LAP TIME : 55.375		DIFFERENCE : 0.126		
LAP	SECTOR 1	SECTOR 2	LAP TIME	MPH	DIFF	TIME OF DAY
1 -		23.552	1:07.484	64.43	12.109	11:43:36.881
2 -	35.704	22.186	57.890	75.11	2.515	11:44:34.771
3 -	33.348	22.621	55.969	77.69	0.594	11:45:30.740
4 -	34.895	22.992	57.887	75.12	2.512	11:46:28.627
5 -	34.787	22.669	57.456	75.68	2.081	11:47:26.083
6 -	34.601	22.501	57.102	76.15	1.727	11:48:23.185
7 -	33.583	22.402	55.985	77.67	0.610	11:49:19.170
8 -	34.181	21.901	56.082	77.54	0.707	11:50:15.252
9 -	33.637	22.261	55.898 (3)	77.79	0.523	11:51:11.150
10 -	33.396	21.979	55.375 (1)	78.53		11:52:06.525
11 -	33.577	21.970	55.547 (2)	78.28	0.172	11:53:02.072

Weather / Track : Bright / Dry

Brands Hatch Indy
Circuit Length = 1.2079 miles
Start: 11:42 Flag 11:52 End: 11:53

BMCRC - MRO Championships 2021 - Rnd 6 @ Brands Hatch Indy

Thunderbike Extreme & Ultra

RACE 5 - SECTOR ANALYSIS



SECTOR 1 = FL to I1, SECTOR 2 = I1 to FL, DIFF = Difference To Personal Best Lap, P = Crossed Finish Line in Pit Lane, D = Time Disallowed

P23 46 E		Adrian DRAPER		Suzuki GSXR 750 - droopy racing uk		
IDEAL LAP TIME : 57.904		BEST LAP TIME : 58.108		DIFFERENCE : 0.204		
LAP	SECTOR 1	SECTOR 2	LAP TIME	MPH	DIFF	TIME OF DAY
1 -		23.477	1:07.187	64.72	9.079	11:43:36.584
2 -	36.358	22.859	59.217	73.43	1.109	11:44:35.801
3 -	36.539	23.028	59.567	73.00	1.459	11:45:35.368
4 -	36.152	23.106	59.258	73.38	1.150	11:46:34.626
5 -	35.750	22.865	58.615	74.18	0.507	11:47:33.241
6 -	35.327	22.781	58.108 (1)	74.83		11:48:31.349
7 -	35.248	22.916	58.164 (3)	74.76	0.056	11:49:29.513
8 -	35.875	23.087	58.962	73.75	0.854	11:50:28.475
9 -	35.123	23.016	58.139 (2)	74.79	0.031	11:51:26.614
10 -	35.597	22.812	58.409	74.45	0.301	11:52:25.023
11 -	35.810	22.832	58.642	74.15	0.534	11:53:23.665

P24 101 E		Glen TRIPP		Honda CBR 600FW - yaki too racing		
IDEAL LAP TIME : 57.626		BEST LAP TIME : 58.014		DIFFERENCE : 0.388		
LAP	SECTOR 1	SECTOR 2	LAP TIME	MPH	DIFF	TIME OF DAY
1 -		23.719	1:08.659	63.33	10.645	11:43:38.056
2 -	36.977	23.568	1:00.545	71.82	2.531	11:44:38.601
3 -	36.207	23.336	59.543	73.03	1.529	11:45:38.144
4 -	36.082	23.256	59.338	73.28	1.324	11:46:37.482
5 -	36.292	22.942	59.234	73.41	1.220	11:47:36.716
6 -	35.841	23.161	59.002	73.70	0.988	11:48:35.718
7 -	35.295	22.982	58.277 (2)	74.61	0.263	11:49:33.995
8 -	35.614	23.117	58.731	74.04	0.717	11:50:32.726
9 -	35.031	22.983	58.014 (1)	74.95		11:51:30.740
10 -	35.640	22.704	58.344 (3)	74.53	0.330	11:52:29.084
11 -	36.055	22.595	58.650	74.14	0.636	11:53:27.734

BMCRC - MRO Championships 2021 - Rnd 6 @ Brands Hatch Indy

Thunderbike Extreme & Ultra

RACE 5 - BEST SECTORS

SECTOR 1			SECTOR 2			IDEAL / BEST COMPARISON						
POS	NO	NAME	TIME	NO	NAME	TIME	POS	NO	NAME	IDEAL	BEST	DIFF
									PERFECT LAP	50.499		
1	961	SIM	30.561	275	WILBY	19.938	1	275	WILBY	50.540	50.638	0.098
2	275	WILBY	30.602	29	DINSMORE	20.111	2	961	SIM	50.897	50.921	0.024
3	20	SWYER	30.760	102	FEARN	20.162	3	102	FEARN	50.941	50.941	0.000
4	102	FEARN	30.779	961	SIM	20.336	4	20	SWYER	51.100	51.334	0.234
5	77	MAY	30.873	20	SWYER	20.340	5	77	MAY	51.311	51.579	0.268
6	5	KILLWORTH	31.189	220	KIRK	20.417	6	29	DINSMORE	51.353	51.932	0.579
7	29	DINSMORE	31.242	77	MAY	20.438	7	220	KIRK	51.707	51.833	0.126
8	220	KIRK	31.290	138	REVELEY	20.620	8	5	KILLWORTH	51.897	51.932	0.035
9	129	CRIPPS	31.556	5	KILLWORTH	20.708	9	129	CRIPPS	52.336	52.461	0.125
10	73	MACRAE	31.671	28	SPENCER	20.708	10	41	ABRAHAM	52.442	52.654	0.212
11	41	ABRAHAM	31.724	41	ABRAHAM	20.718	11	73	MACRAE	52.465	52.544	0.079
12	213	PETRIE	31.866	129	CRIPPS	20.780	12	28	SPENCER	52.733	52.842	0.109
13	28	SPENCER	32.025	73	MACRAE	20.794	13	138	REVELEY	52.846	52.884	0.038
14	651	MOXON	32.101	651	MOXON	20.954	14	651	MOXON	53.055	53.216	0.161
15	138	REVELEY	32.226	55	HODGINS	20.979	15	213	PETRIE	53.130	53.144	0.014
16	119	HEALEY	32.500	119	HEALEY	21.036	16	119	HEALEY	53.536	53.647	0.111
17	55	HODGINS	32.674	213	PETRIE	21.264	17	55	HODGINS	53.653	53.829	0.176
18	6	FIRTH	32.868	6	FIRTH	21.325	18	6	FIRTH	54.193	54.488	0.295
19	22	MAY	33.177	21	BRENNAN	21.501	19	21	BRENNAN	54.874	55.238	0.364
20	3	BARRETT	33.348	22	MAY	21.836	20	22	MAY	55.013	55.068	0.055
21	21	BRENNAN	33.373	3	BARRETT	21.901	21	3	BARRETT	55.249	55.375	0.126
22	159	RIDGWELL	33.787	159	RIDGWELL	21.960	22	159	RIDGWELL	55.747	55.747	0.000
23	101	TRIPP	35.031	101	TRIPP	22.595	23	101	TRIPP	57.626	58.014	0.388
24	46	DRAPER	35.123	46	DRAPER	22.781	24	46	DRAPER	57.904	58.108	0.204
25												
26												

Weather / Track : Bright / Dry

Brands Hatch Indy
 Circuit Length = 1.2079 miles
 Start: 11:42 Flag 11:52 End: 11:53

Results can be found at www.tsl-timing.com

Printed - 11:56 Sunday, 03 October 2021

BMCRC - MRO Championships 2021 - Rnd 6 @ Brands Hatch Indy

Thunderbike Extreme & Ultra

RACE 5 - STATISTICS

Competitors Started 24
Planned Start 2021-10-03 @ 11:30:00.000
Actual Start 2021-10-03 @ 11:42:29.396
Finish Time 2021-10-03 @ 11:52:48.300
Track Length 1.2079mi.
Total Laps 282
Total Distance Covered 340.6406mi.

Session Fastest Lap History

NO	CL	NAME	LAP TIME	TIME OF DAY	LAP	VEHICLE
275	U	Mark WILBY	51.641	11:44:17.646	2	Suzuki GSXR1000
275	U	Mark WILBY	50.721	11:45:08.366	3	Suzuki GSXR1000
275	U	Mark WILBY	50.638	11:45:59.005	4	Suzuki GSXR1000

Session Leader History

NO	CL	NAME	FROM LAP	LAPS LED	DISTANCE	VEHICLE
275	U	Mark WILBY	1	12	14.49 miles	Suzuki GSXR1000

Flag History

TYPE	TIME OF DAY
GREEN	11:42:29.396
FINISH	11:52:48.300

Flag Statistics

TYPE	COUNT	TOTAL LAPS	TOTAL TIME
Green	1	12	11:23.994
Red	0	0	0.000
Safety Car	0	0	0.000
FCY	0	0	0.000

Weather / Track : Bright / Dry

BMCRC - MRO Championships 2021 - Rnd 6 @ Brands Hatch Indy

Thunderbike Extreme & Ultra

RACE 5 - STATISTICS

CLASS : E

15 Starters

Fastest Lap History

NO	NAME	LAP TIME	TIME OF DAY	LAP	VEHICLE
961	Jack SIM	51.994	11:44:19.049	2	Yamaha R6
961	Jack SIM	51.663	11:45:10.712	3	Yamaha R6
961	Jack SIM	51.355	11:46:02.066	4	Yamaha R6
961	Jack SIM	51.341	11:46:53.408	5	Yamaha R6
961	Jack SIM	50.981	11:47:44.389	6	Yamaha R6
961	Jack SIM	50.921	11:50:17.432	9	Yamaha R6

Leader History

NO	NAME	FROM LAP	LAPS LED	DISTANCE	VEHICLE
961	Jack SIM	1	12	14.49 miles	Yamaha R6

BMCRC - MRO Championships 2021 - Rnd 6 @ Brands Hatch Indy

Thunderbike Extreme & Ultra

RACE 5 - STATISTICS

CLASS : U

9 Starters

Fastest Lap History

NO	NAME	LAP TIME	TIME OF DAY	LAP	VEHICLE
275	Mark WILBY	51.641	11:44:17.646	2	Suzuki GSXR1000
275	Mark WILBY	50.721	11:45:08.366	3	Suzuki GSXR1000
275	Mark WILBY	50.638	11:45:59.005	4	Suzuki GSXR1000

Leader History

NO	NAME	FROM LAP	LAPS LED	DISTANCE	VEHICLE
275	Mark WILBY	1	12	14.49 miles	Suzuki GSXR1000

BMCRC - MRO Championships 2021 - Rnd 6 @ Brands Hatch Indy

Thunderbike Extreme & Ultra

RACE 16 - GRID (12 Laps)



ROW 10	29	258	Ande FRIEND	28	103	Craig GOFFORD						
ROW 9	27	9	Chris CAYFORD	26	18	Stuart ALBON	25	23	Justin ROSE			
ROW 8	24	58.108	46	Adrian DRAPER	23	58.014	101	Glen TRIPP	22	55.747	159	Benn RIDGWELL
ROW 7	21	55.375	3	Tom BARRETT	20	55.238	21	Danny BRENNAN	19	55.068	22	Matthew MAY
ROW 6	18	54.488	6	Andrew FIRTH	17	53.829	55	Nick HODGINS	16	53.647	119	Simon HEALEY
ROW 5	15	53.216	651	Andrew MOXON	14	53.144	213	Jack PETRIE	13	52.884	138	James REVELEY
ROW 4	12	52.842	28	David SPENCER	11	52.654	41	David ABRAHAM	10	52.544	73	Oliver MACRAE
ROW 3	9	52.461	129	Derek CRIPPS	8	51.932	29	Cecil DINSMORE	7	51.932	5	Stacey KILLWORTH
ROW 2	6	51.833	220	Glenn KIRK	5	51.579	77	David MAY	4	51.334	20	Connor SWYER
ROW 1	3	50.941	102	James FEARN	2	50.921	961	Jack SIM	1	50.638	275	Mark WILBY
Pole												

Brands Hatch Indy

Circuit Length = 1.2079 miles

These results are provisional until the conclusion of any judicial and technical matters.

Clerk Of Course :	Stewards :	Timekeeper : Alan Povey
-------------------	------------	-------------------------

Results can be found at www.tsl-timing.com

Printed - 11:57 Sunday, 03 October 2021



BMCRC - MRO Championships 2021 - Rnd 6 @ Brands Hatch Indy

Thunderbike Extreme & Ultra

RACE 16 - CLASSIFICATION



POS	NO	CL	PIC NAME	ENTRY	LAPS	TIME	GAP	DIFF	MPH	BEST	ON
1	275	U	1 Mark WILBY	Suzuki GSXR1000 - Bandido Beer	7	6:10.369			82.18	51.205	3
2	102	U	2 James FEARN	Suzuki GSXR1000 - Jwf tiling, palmer race skool, tt	7	6:11.538	1.169	1.169	81.93	51.869	2
3	77	E	1 David MAY	Suzuki GSXR 750 K1 - ELP Racing	7	6:14.772	4.403	3.234	81.22	52.146	5
4	961	E	2 Jack SIM	Yamaha R6 - Platform Lift Engineers Ltd	7	6:15.217	4.848	0.445	81.12	52.245	7
5	5	U	3 Stacey KILLWORTH	Suzuki GSXR 1000 - Greenplant/Everns	7	6:15.540	5.171	0.323	81.05	52.293	7
6	41	U	4 David ABRAHAM	Yamaha R1 - Cambridge Motorcycles	7	6:19.490	9.121	3.950	80.21	52.429	6
7	29	U	5 Cecil DINSMORE	Suzuki GSXR 1000 - KnC Motorsport	7	6:20.909	10.540	1.419	79.91	51.997	6
8	73	E	3 Oliver MACRAE	Yamaha R6 - EPS Pumps	7	6:23.646	13.277	2.737	79.34	53.423	6
9	138	E	4 James REVELEY	Yamaha R6 - PCN Racing	7	6:26.911	16.542	3.265	78.67	53.686	7
10	213	E	5 Jack PETRIE	Yamaha YZF 750 - Am tiling	7	6:29.870	19.501	2.959	78.07	54.114	7
11	28	E	6 David SPENCER	Suzuki GSXR 600 -	7	6:30.132	19.763	0.262	78.02	53.850	4
12	129	E	7 Derek CRIPPS	Yamaha R1 - Kelly Cripps - Team FBR	7	6:30.145	19.776	0.013	78.02	54.117	4
13	20	U	6 Connor SWYER	SUZUKI GSXR 1000 K6 - WSC Performance & lleithy	7	6:30.703	20.334	0.558	77.91	53.790	7
14	22	E	8 Matthew MAY	Honda CBR600F3 - Splurgen	7	6:39.626	29.257	8.923	76.17	55.306	6
15	6	E	9 Andrew FIRTH	Yamaha YZF-R1 - LTRmotorcycles.co.uk / Palmer	7	6:40.079	29.710	0.453	76.08	55.018	7
16	55	E	10 Nick HODGINS	Suzuki GSXR 750 - Dad, Claire, Super Sam, ASR, C	7	6:40.117	29.748	0.038	76.07	54.955	7
17	23	U	7 Justin ROSE	Yamaha R1 -	7	6:55.356	44.987	15.239	73.28	57.548	6
18	21	U	8 Danny BRENNAN	Yamaha R1 - Greenplantuk	7	6:55.994	45.625	0.638	73.17	56.622	5
19	46	E	11 Adrian DRAPER	Suzuki GSXR 750 - droopy racing uk	7	6:59.125	48.756	3.131	72.62	58.354	6
20	18	E	12 Stuart ALBON	Honda 954 FIREBLADE - Winter Sun Skydiving	6	6:50.488	1 Lap	1 Lap	63.56	1:05.008	6

NOT CLASSIFIED

DNF	119	E	Simon HEALEY	Yamaha R1 - Popular Tyres Ltd / Pro Parts Ltd	2	2:02.397	5 Laps	4 Laps	71.05	58.577	2
DNF	651	U	Andrew MOXON	Yamaha R1 - Dartmotorsport.com + Vanguard moto	1	1:05.473	6 Laps	1 Lap	66.41		

FASTEST LAP

275	U	Mark WILBY	Suzuki GSXR1000 - Bandido Beer	3	51.205	84.92 mph	136.67 kph
77	E	David MAY	Suzuki GSXR 750 K1 - ELP Racing	5	52.146	83.39 mph	134.20 kph

Class U - 92.5% of Race Speed = 76.01 mph
 Class E - 92.5% of Race Speed = 75.12 mph

Weather / Track : Bright / Dry

These results are provisional until the conclusion of any judicial and technical matters.

Brands Hatch Indy: 1.2079 miles
 Race Distance: 7 Laps / 8.45 miles
 Start: 16:19 Flag 16:25 End: 16:26

Clerk Of Course :	Stewards :	Timekeeper : Alan Povey
-------------------	------------	-------------------------

Results can be found at www.tsl-timing.com

Printed - 16:26 Sunday, 03 October 2021



BMCRC - MRO Championships 2021 - Rnd 6 @ Brands Hatch Indy

Thunderbike Extreme & Ultra

RACE 16 - LAP CHART

LAP 1 @ 16:20:23.846			LAP 2 @ 16:21:16.066			LAP 3 @ 16:22:07.271			LAP 4 @ 16:22:59.925			LAP 5 @ 16:23:52.325		
NO	BEHIND	LAP TIME	NO	BEHIND	LAP TIME	NO	BEHIND	LAP TIME	NO	BEHIND	LAP TIME	NO	BEHIND	LAP TIME
275		57.810	275		52.220	275		51.205	275		52.654	275		52.400
102	0.551	58.361	102	0.200	51.869	102	1.242	52.247	18	1 Lap	1:07.401	102	0.765	52.207
961	1.122	58.932	961	2.203	53.301	961	3.745	52.747	102	0.958	52.370	961	3.909	52.664
5	1.273	59.083	5	2.507	53.454	5	3.992	52.690	961	3.645	52.554	77	3.925	52.146
20	2.354	1:00.164	77	2.837	52.543	77	4.192	52.560	77	4.179	52.641	5	4.609	52.694
77	2.514	1:00.324	20	4.566	54.432	73	7.251	53.773	5	4.315	52.977	41	7.729	52.441
73	2.842	1:00.652	73	4.683	54.061	41	7.567	53.584	41	7.688	52.775	29	8.925	52.721
41	3.370	1:01.180	41	5.188	54.038	29	8.705	53.949	29	8.604	52.553	73	10.454	54.120
213	3.931	1:01.741	29	5.961	54.107	20	8.936	55.575	73	8.734	54.137	138	13.098	54.489
29	4.074	1:01.884	138	6.621	54.513	138	9.313	53.897	138	11.009	54.350	18	1 Lap	1:06.193
138	4.328	1:02.138	213	6.899	55.188	213	10.116	54.422	20	11.315	55.033	20	14.507	55.592
28	4.974	1:02.784	28	7.924	55.170	28	10.737	54.018	213	11.826	54.364	213	14.625	55.199
129	5.121	1:02.931	129	8.251	55.350	129	11.299	54.253	28	11.933	53.850	28	15.007	55.474
119	6.010	1:03.820	22	11.319	56.852	22	15.918	55.804	129	12.762	54.117	129	15.017	54.655
22	6.687	1:04.497	6	12.116	56.699	6	17.020	56.109	22	18.653	55.389	22	22.087	55.834
6	7.637	1:05.447	119	12.367	58.577	55	17.985	55.739	6	20.019	55.653	6	23.034	55.415
651	7.663	1:05.473	55	13.451	57.216	23	22.998	58.176	55	20.775	55.444	55	23.519	55.144
55	8.455	1:06.265	23	16.027	59.439	46	23.979	58.570	23	28.458	58.114	23	33.686	57.628
23	8.808	1:06.618	46	16.614	59.296	21	24.106	58.232	46	29.807	58.482	21	34.158	56.622
46	9.538	1:07.348	21	17.079	58.937				21	29.936	58.484	46	35.941	58.534
21	10.362	1:08.172	18	36.641	1:08.326									
18	20.535	1:18.345												

Weather / Track : Bright / Dry

BMCRC - MRO Championships 2021 - Rnd 6 @ Brands Hatch Indy

Thunderbike Extreme & Ultra

RACE 16 - LAP CHART

LAP 6 @ 16:24:44.170			LAP 7 @ 16:25:36.405		
NO	BEHIND	LAP TIME	NO	BEHIND	LAP TIME
275		51.845	275		52.235
102	1.232	52.312	102	1.169	52.172
77	4.393	52.313	77	4.403	52.245
961	4.838	52.774	961	4.848	52.245
5	5.113	52.349	5	5.171	52.293
41	8.313	52.429	41	9.121	53.043
29	9.077	51.997	29	10.540	53.698
73	12.032	53.423	73	13.277	53.480
138	15.091	53.838	138	16.542	53.686
213	17.622	54.842	213	19.501	54.114
129	17.852	54.680	28	19.763	53.944
28	18.054	54.892	129	19.776	54.159
20	18.779	56.117	20	20.334	53.790
22	25.548	55.306	22	29.257	55.944
6	26.927	55.738	6	29.710	55.018
55	27.028	55.354	55	29.748	54.955
18	1 Lap	1:05.215	18	1 Lap	1:05.008
23	39.389	57.548	23	44.987	57.833
21	39.890	57.577	21	45.625	57.970
46	42.450	58.354	46	48.756	58.541

Weather / Track : Bright / Dry

Results can be found at www.tsl-timing.com

Page 2 of 2

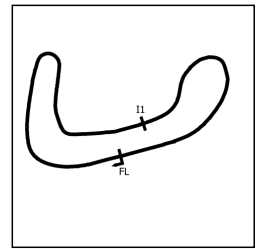
Brands Hatch Indy
Circuit Length = 1.2079 miles
Start: 16:19 Flag 16:25 End: 16:26

Printed - 16:28 Sunday, 03 October 2021

BMCRC - MRO Championships 2021 - Rnd 6 @ Brands Hatch Indy

Thunderbike Extreme & Ultra

RACE 16 - SECTOR ANALYSIS



SECTOR 1 = FL to I1, SECTOR 2 = I1 to FL, DIFF = Difference To Personal Best Lap, P = Crossed Finish Line in Pit Lane, D = Time Disallowed

P1 275 U		Mark WILBY		Suzuki GSXR1000 - Bandido Beer		
IDEAL LAP TIME : 51.079		BEST LAP TIME : 51.205		DIFFERENCE : 0.126		
LAP	SECTOR 1	SECTOR 2	LAP TIME	MPH	DIFF	TIME OF DAY
1 -		21.287	57.810	75.22	6.605	16:20:23.846
2 -	31.223	20.997	52.220 (3)	83.27	1.015	16:21:16.066
3 -	30.792	20.413	51.205 (1)	84.92		16:22:07.271
4 -	30.666	21.988	52.654	82.58	1.449	16:22:59.925
5 -	31.418	20.982	52.400	82.98	1.195	16:23:52.325
6 -	30.870	20.975	51.845 (2)	83.87	0.640	16:24:44.170
7 -	31.348	20.887	52.235	83.25	1.030	16:25:36.405

P2 102 U		James FEARN		Suzuki GSXR1000 - Jwf tiling, palmer race skool, the factory		
IDEAL LAP TIME : 51.795		BEST LAP TIME : 51.869		DIFFERENCE : 0.074		
LAP	SECTOR 1	SECTOR 2	LAP TIME	MPH	DIFF	TIME OF DAY
1 -		20.869	58.361	74.51	6.492	16:20:24.397
2 -	31.400	20.469	51.869 (1)	83.83		16:21:16.266
3 -	31.616	20.631	52.247	83.23	0.378	16:22:08.513
4 -	31.471	20.899	52.370	83.03	0.501	16:23:00.883
5 -	31.668	20.539	52.207 (3)	83.29	0.338	16:23:53.090
6 -	31.326	20.986	52.312	83.12	0.443	16:24:45.402
7 -	31.608	20.564	52.172 (2)	83.35	0.303	16:25:37.574

P3 77 E		David MAY		Suzuki GSXR 750 K1 - ELP Racing		
IDEAL LAP TIME : 52.112		BEST LAP TIME : 52.146		DIFFERENCE : 0.034		
LAP	SECTOR 1	SECTOR 2	LAP TIME	MPH	DIFF	TIME OF DAY
1 -		21.664	1:00.324	72.08	8.178	16:20:26.360
2 -	31.761	20.782	52.543	82.76	0.397	16:21:18.903
3 -	31.445	21.115	52.560	82.73	0.414	16:22:11.463
4 -	31.447	21.194	52.641	82.60	0.495	16:23:04.104
5 -	31.479	20.667	52.146 (1)	83.39		16:23:56.250
6 -	31.506	20.807	52.313 (3)	83.12	0.167	16:24:48.563
7 -	31.458	20.787	52.245 (2)	83.23	0.099	16:25:40.808

P4 961 E		Jack SIM		Yamaha R6 - Platform Lift Engineers Ltd		
IDEAL LAP TIME : 52.245		BEST LAP TIME : 52.245		DIFFERENCE : 0.000		
LAP	SECTOR 1	SECTOR 2	LAP TIME	MPH	DIFF	TIME OF DAY
1 -		21.720	58.932	73.78	6.687	16:20:24.968
2 -	32.112	21.189	53.301	81.58	1.056	16:21:18.269
3 -	31.565	21.182	52.747	82.44	0.502	16:22:11.016
4 -	31.485	21.069	52.554 (2)	82.74	0.309	16:23:03.570
5 -	31.618	21.046	52.664 (3)	82.57	0.419	16:23:56.234
6 -	31.783	20.991	52.774	82.40	0.529	16:24:49.008
7 -	31.342	20.903	52.245 (1)	83.23		16:25:41.253

P5 5 U		Stacey KILLWORTH		Suzuki GSXR 1000 - Greenplant/Everns		
IDEAL LAP TIME : 52.219		BEST LAP TIME : 52.293		DIFFERENCE : 0.074		
LAP	SECTOR 1	SECTOR 2	LAP TIME	MPH	DIFF	TIME OF DAY
1 -		21.202	59.083	73.60	6.790	16:20:25.119
2 -	32.032	21.422	53.454	81.35	1.161	16:21:18.573
3 -	31.456	21.234	52.690 (3)	82.53	0.397	16:22:11.263
4 -	31.378	21.599	52.977	82.08	0.684	16:23:04.240
5 -	31.535	21.159	52.694	82.52	0.401	16:23:56.934
6 -	31.289	21.060	52.349 (2)	83.06	0.056	16:24:49.283
7 -	31.363	20.930	52.293 (1)	83.15		16:25:41.576

Weather / Track : Bright / Dry

Brands Hatch Indy
Circuit Length = 1.2079 miles
Start: 16:19 Flag 16:25 End: 16:26

BMCRC - MRO Championships 2021 - Rnd 6 @ Brands Hatch Indy

Thunderbike Extreme & Ultra

RACE 16 - SECTOR ANALYSIS



SECTOR 1 = FL to I1, SECTOR 2 = I1 to FL, DIFF = Difference To Personal Best Lap, P = Crossed Finish Line in Pit Lane, D = Time Disallowed

P6 41 U		David ABRAHAM		Yamaha R1 - Cambridge Motorcycles		
IDEAL LAP TIME : 52.227		BEST LAP TIME : 52.429		DIFFERENCE : 0.202		
LAP	SECTOR 1	SECTOR 2	LAP TIME	MPH	DIFF	TIME OF DAY
1 -		21.827	1:01.180	71.07	8.751	16:20:27.216
2 -	33.108	20.930	54.038	80.47	1.609	16:21:21.254
3 -	32.708	20.876	53.584	81.15	1.155	16:22:14.838
4 -	31.942	20.833	52.775 (3)	82.39	0.346	16:23:07.613
5 -	31.782	20.659	52.441 (2)	82.92	0.012	16:24:00.054
6 -	31.568	20.861	52.429 (1)	82.94		16:24:52.483
7 -	31.960	21.083	53.043	81.98	0.614	16:25:45.526

P7 29 U		Cecil DINSMORE		Suzuki GSXR 1000 - KnC Motorsport		
IDEAL LAP TIME : 51.997		BEST LAP TIME : 51.997		DIFFERENCE : 0.000		
LAP	SECTOR 1	SECTOR 2	LAP TIME	MPH	DIFF	TIME OF DAY
1 -		21.925	1:01.884	70.26	9.887	16:20:27.920
2 -	32.751	21.356	54.107	80.37	2.110	16:21:22.027
3 -	32.607	21.342	53.949	80.60	1.952	16:22:15.976
4 -	31.666	20.887	52.553 (2)	82.74	0.556	16:23:08.529
5 -	31.761	20.960	52.721 (3)	82.48	0.724	16:24:01.250
6 -	31.300	20.697	51.997 (1)	83.63		16:24:53.247
7 -	32.322	21.376	53.698	80.98	1.701	16:25:46.945

P8 73 E		Oliver MACRAE		Yamaha R6 - EPS Pumps		
IDEAL LAP TIME : 53.261		BEST LAP TIME : 53.423		DIFFERENCE : 0.162		
LAP	SECTOR 1	SECTOR 2	LAP TIME	MPH	DIFF	TIME OF DAY
1 -		21.778	1:00.652	71.69	7.229	16:20:26.688
2 -	32.507	21.554	54.061	80.43	0.638	16:21:20.749
3 -	32.355	21.418	53.773 (3)	80.86	0.350	16:22:14.522
4 -	32.565	21.572	54.137	80.32	0.714	16:23:08.659
5 -	32.355	21.765	54.120	80.35	0.697	16:24:02.779
6 -	32.101	21.322	53.423 (1)	81.39		16:24:56.202
7 -	32.320	21.160	53.480 (2)	81.31	0.057	16:25:49.682

P9 138 E		James REVELEY		Yamaha R6 - PCN Racing		
IDEAL LAP TIME : 53.631		BEST LAP TIME : 53.686		DIFFERENCE : 0.055		
LAP	SECTOR 1	SECTOR 2	LAP TIME	MPH	DIFF	TIME OF DAY
1 -		22.171	1:02.138	69.98	8.452	16:20:28.174
2 -	33.234	21.279	54.513	79.77	0.827	16:21:22.687
3 -	32.956	20.941	53.897 (3)	80.68	0.211	16:22:16.584
4 -	32.790	21.560	54.350	80.01	0.664	16:23:10.934
5 -	33.003	21.486	54.489	79.80	0.803	16:24:05.423
6 -	32.690	21.148	53.838 (2)	80.77	0.152	16:24:59.261
7 -	32.712	20.974	53.686 (1)	81.00		16:25:52.947

P10 213 E		Jack PETRIE		Yamaha YZF 750 - Am tiling		
IDEAL LAP TIME : 54.114		BEST LAP TIME : 54.114		DIFFERENCE : 0.000		
LAP	SECTOR 1	SECTOR 2	LAP TIME	MPH	DIFF	TIME OF DAY
1 -		22.005	1:01.741	70.43	7.627	16:20:27.777
2 -	33.458	21.730	55.188	78.79	1.074	16:21:22.965
3 -	32.857	21.565	54.422 (3)	79.90	0.308	16:22:17.387
4 -	32.894	21.470	54.364 (2)	79.99	0.250	16:23:11.751
5 -	33.698	21.501	55.199	78.78	1.085	16:24:06.950
6 -	33.362	21.480	54.842	79.29	0.728	16:25:01.792
7 -	32.706	21.408	54.114 (1)	80.36		16:25:55.906

Weather / Track : Bright / Dry

Brands Hatch Indy
Circuit Length = 1.2079 miles
Start: 16:19 Flag 16:25 End: 16:26

BMCRC - MRO Championships 2021 - Rnd 6 @ Brands Hatch Indy

Thunderbike Extreme & Ultra

RACE 16 - SECTOR ANALYSIS



SECTOR 1 = FL to I1, SECTOR 2 = I1 to FL, DIFF = Difference To Personal Best Lap, P = Crossed Finish Line in Pit Lane, D = Time Disallowed

P11 28 E		David SPENCER		Suzuki GSXR 600 -			
IDEAL LAP TIME : 53.786		BEST LAP TIME : 53.850		DIFFERENCE : 0.064			
LAP	SECTOR 1	SECTOR 2	LAP TIME	MPH	DIFF	TIME OF DAY	
1 -		21.737	1:02.784	69.26	8.934	16:20:28.820	
2 -	33.785	21.385	55.170	78.82	1.320	16:21:23.990	
3 -	32.931	21.087	54.018 (3)	80.50	0.168	16:22:18.008	
4 -	32.789	21.061	53.850 (1)	80.75		16:23:11.858	
5 -	33.751	21.723	55.474	78.38	1.624	16:24:07.332	
6 -	33.658	21.234	54.892	79.22	1.042	16:25:02.224	
7 -	32.725	21.219	53.944 (2)	80.61	0.094	16:25:56.168	

P12 129 E		Derek CRIPPS		Yamaha R1 - Kelly Cripps - Team FBR			
IDEAL LAP TIME : 54.056		BEST LAP TIME : 54.117		DIFFERENCE : 0.061			
LAP	SECTOR 1	SECTOR 2	LAP TIME	MPH	DIFF	TIME OF DAY	
1 -		22.397	1:02.931	69.10	8.814	16:20:28.967	
2 -	33.449	21.901	55.350	78.56	1.233	16:21:24.317	
3 -	32.692	21.561	54.253 (3)	80.15	0.136	16:22:18.570	
4 -	32.731	21.386	54.117 (1)	80.35		16:23:12.687	
5 -	33.074	21.581	54.655	79.56	0.538	16:24:07.342	
6 -	33.174	21.506	54.680	79.52	0.563	16:25:02.022	
7 -	32.670	21.489	54.159 (2)	80.29	0.042	16:25:56.181	

P13 20 U		Connor SWYER		SUZUKI GSXR 1000 K6 - WSC Performace & lleithyr farm			
IDEAL LAP TIME : 53.770		BEST LAP TIME : 53.790		DIFFERENCE : 0.020			
LAP	SECTOR 1	SECTOR 2	LAP TIME	MPH	DIFF	TIME OF DAY	
1 -		21.761	1:00.164	72.27	6.374	16:20:26.200	
2 -	32.869	21.563	54.432 (2)	79.89	0.642	16:21:20.632	
3 -	33.391	22.184	55.575	78.24	1.785	16:22:16.207	
4 -	33.023	22.010	55.033 (3)	79.01	1.243	16:23:11.240	
5 -	33.736	21.856	55.592	78.22	1.802	16:24:06.832	
6 -	34.478	21.639	56.117	77.49	2.327	16:25:02.949	
7 -	32.207	21.583	53.790 (1)	80.84		16:25:56.739	

P14 22 E		Matthew MAY		Honda CBR600F3 - Splurgen			
IDEAL LAP TIME : 55.265		BEST LAP TIME : 55.306		DIFFERENCE : 0.041			
LAP	SECTOR 1	SECTOR 2	LAP TIME	MPH	DIFF	TIME OF DAY	
1 -		22.522	1:04.497	67.42	9.191	16:20:30.533	
2 -	34.332	22.520	56.852	76.48	1.546	16:21:27.385	
3 -	33.874	21.930	55.804 (3)	77.92	0.498	16:22:23.189	
4 -	33.379	22.010	55.389 (2)	78.51	0.083	16:23:18.578	
5 -	33.600	22.234	55.834	77.88	0.528	16:24:14.412	
6 -	33.335	21.971	55.306 (1)	78.62		16:25:09.718	
7 -	33.510	22.434	55.944	77.73	0.638	16:26:05.662	

P15 6 E		Andrew FIRTH		Yamaha YZF-R1 - LTRmotorcycles.co.uk / Palmer Race Skool /			
IDEAL LAP TIME : 54.897		BEST LAP TIME : 55.018		DIFFERENCE : 0.121			
LAP	SECTOR 1	SECTOR 2	LAP TIME	MPH	DIFF	TIME OF DAY	
1 -		23.190	1:05.447	66.44	10.429	16:20:31.483	
2 -	34.093	22.606	56.699	76.69	1.681	16:21:28.182	
3 -	34.021	22.088	56.109	77.50	1.091	16:22:24.291	
4 -	33.831	21.822	55.653 (3)	78.13	0.635	16:23:19.944	
5 -	33.515	21.900	55.415 (2)	78.47	0.397	16:24:15.359	
6 -	33.564	22.174	55.738	78.01	0.720	16:25:11.097	
7 -	33.075	21.943	55.018 (1)	79.03		16:26:06.115	

Weather / Track : Bright / Dry

Brands Hatch Indy
Circuit Length = 1.2079 miles
Start: 16:19 Flag 16:25 End: 16:26

BMCRC - MRO Championships 2021 - Rnd 6 @ Brands Hatch Indy

Thunderbike Extreme & Ultra

RACE 16 - SECTOR ANALYSIS



SECTOR 1 = FL to I1, SECTOR 2 = I1 to FL, DIFF = Difference To Personal Best Lap, P = Crossed Finish Line in Pit Lane, D = Time Disallowed

P16 55 E		Nick HODGINS		Suzuki GSXR 750 - Dad, Claire, Super Sam, ASR, Caz			
IDEAL LAP TIME : 54.863		BEST LAP TIME : 54.955		DIFFERENCE : 0.092			
LAP	SECTOR 1	SECTOR 2	LAP TIME	MPH	DIFF	TIME OF DAY	
1 -		23.232	1:06.265	65.62	11.310	16:20:32.301	
2 -	34.837	22.379	57.216	76.00	2.261	16:21:29.517	
3 -	33.829	21.910	55.739	78.01	0.784	16:22:25.256	
4 -	33.722	21.722	55.444	78.43	0.489	16:23:20.700	
5 -	33.410	21.734	55.144 (2)	78.85	0.189	16:24:15.844	
6 -	33.708	21.646	55.354 (3)	78.55	0.399	16:25:11.198	
7 -	33.217	21.738	54.955 (1)	79.13		16:26:06.153	

P17 23 U		Justin ROSE		Yamaha R1 -			
IDEAL LAP TIME : 57.509		BEST LAP TIME : 57.548		DIFFERENCE : 0.039			
LAP	SECTOR 1	SECTOR 2	LAP TIME	MPH	DIFF	TIME OF DAY	
1 -		23.121	1:06.618	65.27	9.070	16:20:32.654	
2 -	36.392	23.047	59.439	73.16	1.891	16:21:32.093	
3 -	35.255	22.921	58.176	74.74	0.628	16:22:30.269	
4 -	35.347	22.767	58.114	74.82	0.566	16:23:28.383	
5 -	35.000	22.628	57.628 (2)	75.45	0.080	16:24:26.011	
6 -	35.039	22.509	57.548 (1)	75.56		16:25:23.559	
7 -	35.219	22.614	57.833 (3)	75.19	0.285	16:26:21.392	

P18 21 U		Danny BRENNAN		Yamaha R1 - Greenplantuk			
IDEAL LAP TIME : 56.622		BEST LAP TIME : 56.622		DIFFERENCE : 0.000			
LAP	SECTOR 1	SECTOR 2	LAP TIME	MPH	DIFF	TIME OF DAY	
1 -		23.823	1:08.172	63.78	11.550	16:20:34.208	
2 -	36.067	22.870	58.937	73.78	2.315	16:21:33.145	
3 -	35.401	22.831	58.232	74.67	1.610	16:22:31.377	
4 -	35.750	22.734	58.484	74.35	1.862	16:23:29.861	
5 -	34.363	22.259	56.622 (1)	76.80		16:24:26.483	
6 -	34.997	22.580	57.577 (2)	75.52	0.955	16:25:24.060	
7 -	35.072	22.898	57.970 (3)	75.01	1.348	16:26:22.030	

P19 46 E		Adrian DRAPER		Suzuki GSXR 750 - droopy racing uk			
IDEAL LAP TIME : 58.298		BEST LAP TIME : 58.354		DIFFERENCE : 0.056			
LAP	SECTOR 1	SECTOR 2	LAP TIME	MPH	DIFF	TIME OF DAY	
1 -		23.729	1:07.348	64.56	8.994	16:20:33.384	
2 -	35.887	23.409	59.296	73.33	0.942	16:21:32.680	
3 -	35.466	23.104	58.570	74.24	0.216	16:22:31.250	
4 -	35.431	23.051	58.482 (2)	74.35	0.128	16:23:29.732	
5 -	35.395	23.139	58.534 (3)	74.29	0.180	16:24:28.266	
6 -	35.247	23.107	58.354 (1)	74.52		16:25:26.620	
7 -	35.295	23.246	58.541	74.28	0.187	16:26:25.161	

P20 18 E		Stuart ALBON		Honda 954 FIREBLADE - Winter Sun Skydiving			
IDEAL LAP TIME : 1:04.902		BEST LAP TIME : 1:05.008		DIFFERENCE : 0.106			
LAP	SECTOR 1	SECTOR 2	LAP TIME	MPH	DIFF	TIME OF DAY	
1 -		27.021	1:18.345	55.50	13.337	16:20:44.381	
2 -	41.912	26.414	1:08.326	63.64	3.318	16:21:52.707	
3 -	41.330	26.071	1:07.401	64.51	2.393	16:23:00.108	
4 -	39.878	26.315	1:06.193 (3)	65.69	1.185	16:24:06.301	
5 -	39.827	25.388	1:05.215 (2)	66.68	0.207	16:25:11.516	
6 -	39.514	25.494	1:05.008 (1)	66.89		16:26:16.524	

Weather / Track : Bright / Dry

Brands Hatch Indy
Circuit Length = 1.2079 miles
Start: 16:19 Flag 16:25 End: 16:26

BMCRC - MRO Championships 2021 - Rnd 6 @ Brands Hatch Indy

Thunderbike Extreme & Ultra

RACE 16 - SECTOR ANALYSIS



SECTOR 1 = FL to I1, SECTOR 2 = I1 to FL, DIFF = Difference To Personal Best Lap, P = Crossed Finish Line in Pit Lane, D = Time Disallowed

P21		119 E		Simon HEALEY		Yamaha R1 - Popular Tyres Ltd / Pro Parts Ltd	
IDEAL LAP TIME : 57.567		BEST LAP TIME : 58.577		DIFFERENCE : 1.010			
LAP	SECTOR 1	SECTOR 2	LAP TIME	MPH	DIFF	TIME OF DAY	
1 -		22.762	1:03.820	68.13	5.243	16:20:29.856	
2 -	34.805	23.772	58.577 (1)	74.23		16:21:28.433	

P22		651 U		Andrew MOXON		Yamaha R1 - Dartmotorsport.com + Vanguard motorsport	
IDEAL LAP TIME : 1:03.302		BEST LAP TIME :		DIFFERENCE :			
LAP	SECTOR 1	SECTOR 2	LAP TIME	MPH	DIFF	TIME OF DAY	
1 -		23.454	1:05.473	66.41		16:20:31.509	

BMCRC - MRO Championships 2021 - Rnd 6 @ Brands Hatch Indy

Thunderbike Extreme & Ultra

RACE 16 - BEST SECTORS

SECTOR 1			SECTOR 2			IDEAL / BEST COMPARISON						
POS	NO	NAME	TIME	NO	NAME	TIME	POS	NO	NAME	IDEAL	BEST	DIFF
									PERFECT LAP	51.079		
1	275	WILBY	30.666	275	WILBY	20.413	1	275	WILBY	51.079	51.205	0.126
2	5	KILLWORTH	31.289	102	FEARN	20.469	2	102	FEARN	51.795	51.869	0.074
3	29	DINSMORE	31.300	41	ABRAHAM	20.659	3	29	DINSMORE	51.997	51.997	0.000
4	102	FEARN	31.326	77	MAY	20.667	4	77	MAY	52.112	52.146	0.034
5	961	SIM	31.342	29	DINSMORE	20.697	5	5	KILLWORTH	52.219	52.293	0.074
6	77	MAY	31.445	961	SIM	20.903	6	41	ABRAHAM	52.227	52.429	0.202
7	41	ABRAHAM	31.568	5	KILLWORTH	20.930	7	961	SIM	52.245	52.245	0.000
8	73	MACRAE	32.101	138	REVELEY	20.941	8	73	MACRAE	53.261	53.423	0.162
9	20	SWYER	32.207	28	SPENCER	21.061	9	138	REVELEY	53.631	53.686	0.055
10	129	CRIPPS	32.670	73	MACRAE	21.160	10	20	SWYER	53.770	53.790	0.020
11	138	REVELEY	32.690	129	CRIPPS	21.386	11	28	SPENCER	53.786	53.850	0.064
12	213	PETRIE	32.706	213	PETRIE	21.408	12	129	CRIPPS	54.056	54.117	0.061
13	28	SPENCER	32.725	20	SWYER	21.563	13	213	PETRIE	54.114	54.114	0.000
14	6	FIRTH	33.075	55	HODGINS	21.646	14	55	HODGINS	54.863	54.955	0.092
15	55	HODGINS	33.217	6	FIRTH	21.822	15	6	FIRTH	54.897	55.018	0.121
16	22	MAY	33.335	22	MAY	21.930	16	22	MAY	55.265	55.306	0.041
17	21	BRENNAN	34.363	21	BRENNAN	22.259	17	21	BRENNAN	56.622	56.622	0.000
18	119	HEALEY	34.805	23	ROSE	22.509	18	23	ROSE	57.509	57.548	0.039
19	23	ROSE	35.000	119	HEALEY	22.762	19	119	HEALEY	57.567	58.577	1.010
20	46	DRAPER	35.247	46	DRAPER	23.051	20	46	DRAPER	58.298	58.354	0.056
21	18	ALBON	39.514	651	MOXON	23.454	21	651	MOXON	1:03.302		
22	651	MOXON	39.848	18	ALBON	25.388	22	18	ALBON	1:04.902	1:05.008	0.106

Weather / Track : Bright / Dry

Results can be found at www.tsl-timing.com

Brands Hatch Indy
Circuit Length = 1.2079 miles
Start: 16:19 Flag 16:25 End: 16:26

Printed - 16:28 Sunday, 03 October 2021

BMCRC - MRO Championships 2021 - Rnd 6 @ Brands Hatch Indy

Thunderbike Extreme & Ultra

RACE 16 - STATISTICS

Competitors Started 22
Planned Start 2021-10-03 @ 15:20:00.000
Actual Start 2021-10-03 @ 16:19:26.035
Finish Time 2021-10-03 @ 16:25:36.404
Track Length 1.2079mi.
Total Laps 142
Total Distance Covered 171.5282mi.

Session Fastest Lap History

NO	CL	NAME	LAP TIME	TIME OF DAY	LAP	VEHICLE
275	U	Mark WILBY	52.220	16:21:16.078	2	Suzuki GSXR1000
102	U	James FEARN	51.869	16:21:16.291	2	Suzuki GSXR1000
275	U	Mark WILBY	51.205	16:22:07.284	3	Suzuki GSXR1000

Session Leader History

NO	CL	NAME	FROM LAP	LAPS LED	DISTANCE	VEHICLE
275	U	Mark WILBY	1	7	8.45 miles	Suzuki GSXR1000

Flag History

TYPE	TIME OF DAY
GREEN	16:19:26.035
FINISH	16:25:36.404

Flag Statistics

TYPE	COUNT	TOTAL LAPS	TOTAL TIME
Green	1	7	7:07.351
Red	0	0	0.000
Safety Car	0	0	0.000
FCY	0	0	0.000

BMCRC - MRO Championships 2021 - Rnd 6 @ Brands Hatch Indy

Thunderbike Extreme & Ultra

RACE 16 - STATISTICS

CLASS : E

13 Starters

Fastest Lap History

NO	NAME	LAP TIME	TIME OF DAY	LAP	VEHICLE
961	Jack SIM	53.301	16:21:18.280	2	Yamaha R6
77	David MAY	52.543	16:21:18.905	2	Suzuki GSXR 750 K1
77	David MAY	52.146	16:23:56.250	5	Suzuki GSXR 750 K1

Leader History

NO	NAME	FROM LAP	LAPS LED	DISTANCE	VEHICLE
961	Jack SIM	1	5	6.03 miles	Yamaha R6
77	David MAY	6	2	2.41 miles	Suzuki GSXR 750 K1

BMCRC - MRO Championships 2021 - Rnd 6 @ Brands Hatch Indy

Thunderbike Extreme & Ultra

RACE 16 - STATISTICS

CLASS : U

9 Starters

Fastest Lap History

NO	NAME	LAP TIME	TIME OF DAY	LAP	VEHICLE
275	Mark WILBY	52.220	16:21:16.078	2	Suzuki GSXR1000
102	James FEARN	51.869	16:21:16.291	2	Suzuki GSXR1000
275	Mark WILBY	51.205	16:22:07.284	3	Suzuki GSXR1000

Leader History

NO	NAME	FROM LAP	LAPS LED	DISTANCE	VEHICLE
275	Mark WILBY	1	7	8.45 miles	Suzuki GSXR1000

BMCRC-MRO Championships 2021



BMCRC THUNDERBIKE SPORT
Supported by Steve Jordan Motorcycles
& ROOKIE MINITWINS

Brands Hatch Indy

2nd / 3rd October 2021



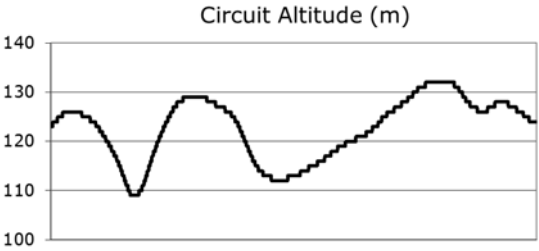
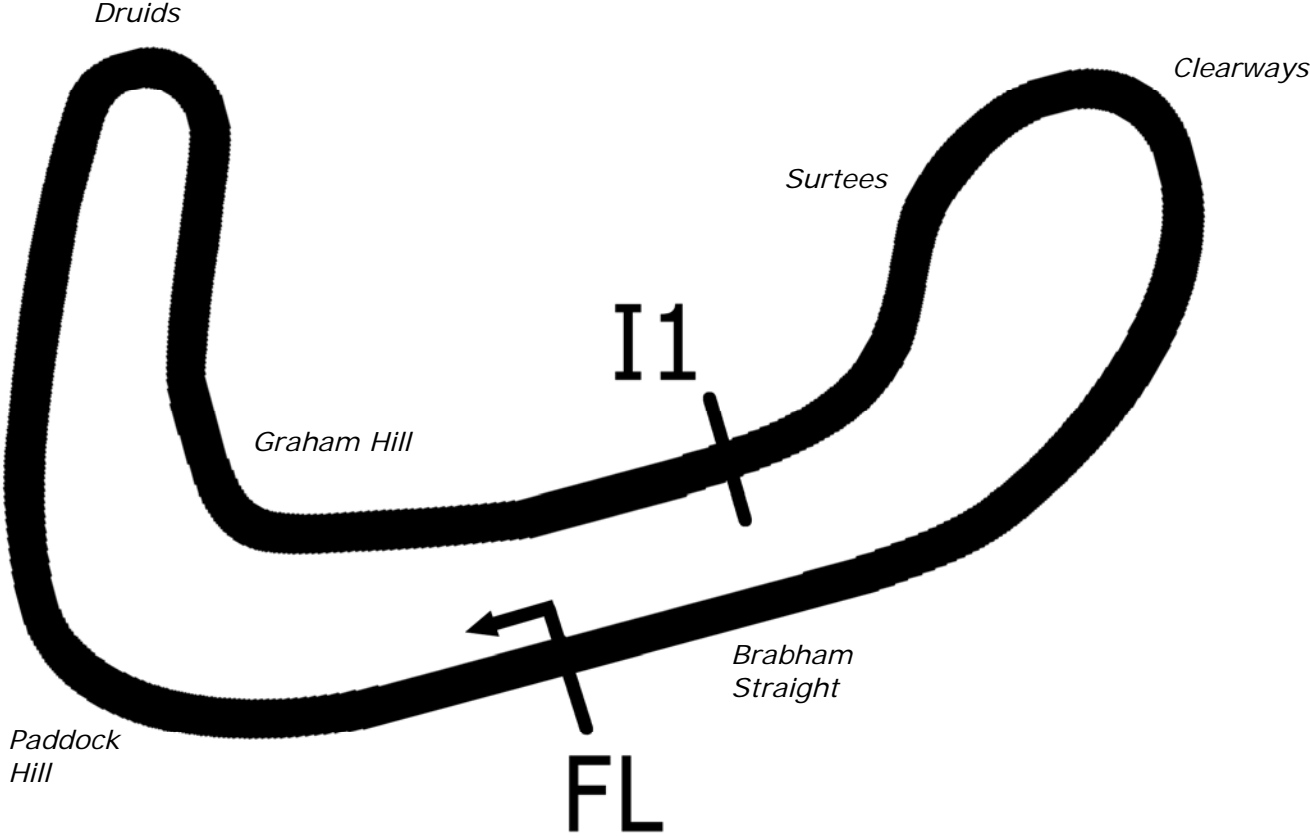
Results Provided by Timing Solutions Ltd
www.tsl-timing.com

Brands Hatch Indy



SPORTS TIMING

TIMING SOLUTIONS LTD



Length	1.2079 miles	1944.0 m	
FL		51.36032 N	0.26032 E
I1	1112m	51.35934 N	0.25955 E
Pit Entry	1669m	51.35911 N	0.25743 E
Pit Exit	26m after FL	51.36027 N	0.26078 E
Pit Entry–Pit Exit 277m, 16.6s @60kph, 12.4s @80kph			

BMCRC - MRO Championships 2021 - Rnd 6 @ Brands Hatch Indy

BMCRC Thunderbike Sport & Rookie Minitwins

QUALIFYING - CLASSIFICATION

POS	NO	CL	PIC NAME	ENTRY	TIME	ON	LAPS	GAP	DIFF	MPH
1	961		1 Jack SIM	Yamaha R6 - Platform Lift Engineers Ltd	53.225	3	3			81.70
2	84		2 Ricardo BRANCO	Yamaha R6 - IMP Racing	56.216	3	3	2.991	2.991	77.35
3	22		3 Matthew MAY	Honda CBR600F3 - Splurgen	56.234	3	3	3.009	0.018	77.33
4	63	RMT	1 Stephen PERFITT	Suzuki SV650 - PKP Services Ltd	56.377	3	3	3.152	0.143	77.13
5	351		4 Sam DIGBY-BAKER	Yamaha R6 -	56.535	2	2	3.310	0.158	76.91
6	54		5 Adam JAMISON	Yamaha R6 - Team AJR	56.822	3	4	3.597	0.287	76.53
7	48		6 Shaun WALLIS	Yamaha R6 - MBC Despatch Racing	56.824	3	5	3.599	0.002	76.52
8	72	RMT	2 Mark GILLAM	Suzuki SV650 - No More Straps Ltd	57.328	3	5	4.103	0.504	75.85
9	52		7 Elliot FRICKER	Honda CBR600 - Petwise.org, S&S, Ride in Bike Tyre	57.633	2	5	4.408	0.305	75.45
10	166	RMT	3 Nik BAKER	Suzuki SV650 - K66	57.746	3	7	4.521	0.113	75.30
11	81		8 Malvern MAY	Honda CBR600RR - IMP racing	57.773	2	2	4.548	0.027	75.27
12	333	R	1 Mark STUBBERFIELD	Yamaha R6 - Polished concrete London	57.803	3	10	4.578	0.030	75.23
13	62	RMT	4 James KING	Suzuki SV650 - King and Drury construction	58.050	3	8	4.825	0.247	74.91
14	624		9 Matthew FEDRICK	Yamaha R6 - Matthew Fedrick farriers ltd/ Palmer Rac	58.072	2	2	4.847	0.022	74.88
15	101		10 Glen TRIPP	Honda CBR 600FW - yaki too racing	58.446	2	5	5.221	0.374	74.40
16	234	RMT	5 Andy FLUX	Suzuki SV650 - Mach 1 Automotive LTD / Goodwin Pe	58.698	2	9	5.473	0.252	74.08
17	123	RMT	6 Adam FORSYTH	Suzuki SV650 - Rock Oil	58.783	2	5	5.558	0.085	73.97
18	9		11 Chris CAYFORD	Honda CB500 - Multi-Tech Coachworks	59.191	2	2	5.966	0.408	73.46
19	49	R	2 Oli CHAYTOR	Yamaha R6 - PearTree Racing	59.214	3	6	5.989	0.023	73.43
20	132	RMT	7 Ian FOSTER	Kawasaki EX 650 C9F - Quantum Kitchens	59.328	3	8	6.103	0.114	73.29
21	188	RMT	8 Tim FRAMPTON	Suzuki SV650 - K66	59.421	3	8	6.196	0.093	73.18
22	455	RMT	9 Tyler DONOVAN	Suzuki SV650 -	59.493	3	5	6.268	0.072	73.09
23	80	R	3 Stephen LANE	Kawasaki ZX6R -	59.504	2	8	6.279	0.011	73.08
24	241	R	4 Barry PRICE	Honda CB500 - Multi-Tech Coachworks	59.707	2	7	6.482	0.203	72.83
25	919	RMT	10 Andrew BELLIS	Suzuki SV650 - Cunco Ltd	59.765	3	9	6.540	0.058	72.76
26	168	R	5 Aaron DALRYMPLE	Suzuki GSXR 600 -	1:00.053	3	8	6.828	0.288	72.41
27	121	RMT	11 Sam KENT	Suzuki SV650 - RAG Racing/ S Kent Construction Ltd	1:01.021	2	6	7.796	0.968	71.26
28	260	R	6 Greg PYMM	Kawasaki ER6 -	1:01.224	2	8	7.999	0.203	71.02
29	138	RMT	12 Craig JARMIN	Suzuki SV650 - BK Racing	1:02.201	2	3	8.976	0.977	69.91
30	139	R	7 Rob MARLEY	Honda CBR600F3 - PearTree Racing	1:02.434	2	2	9.209	0.233	69.65
31	177	RMT	13 Antony BAKER	Suzuki SV650 - 77sports	1:02.964	2	6	9.739	0.530	69.06
32	192	RMT	14 Richard MOFFA	Suzuki SV650 -	1:03.800	3	9	10.575	0.836	68.15
33	94	RMT	15 Rebecca HOUGHTON	Suzuki SV650 -	1:04.621	2	2	11.396	0.821	67.29
34	116	RMT	16 Gareth FAITH	Suzuki SV650 - Sitramoto	1:04.764	2	2	11.539	0.143	67.14
35	109	R	8 Marc BELL	Yamaha R6 5SL -	1:04.796	8	8	11.571	0.032	67.11
36	25		12 Harrison DAY	Honda CBR 600 -			2			

Weather / Track : Rain / Wet

These results are provisional until the conclusion of any judicial and technical matters.

Brands Hatch Indy

Circuit Length = 1.2079 miles

Start: 11:09 Flag 11:30 End: 11:31

Clerk Of Course :	Stewards :	Timekeeper :
-------------------	------------	--------------

Results can be found at www.tsl-timing.com

Printed - 11:32 Saturday, 02 October 2021



BMCRC - MRO Championships 2021 - Rnd 6 @ Brands Hatch Indy

BMCRC Thunderbike Sport & Rookie Minitwins

QUALIFYING - SECTOR ANALYSIS



SECTOR 1 = FL to I1, SECTOR 2 = I1 to FL, DIFF = Difference To Personal Best Lap, P = Crossed Finish Line in Pit Lane, D = Time Disallowed

P1	961	Jack SIM	Yamaha R6 - Platform Lift Engineers Ltd			
IDEAL LAP TIME : 53.225		BEST LAP TIME : 53.225		DIFFERENCE : 0.000		
LAP	SECTOR 1	SECTOR 2	LAP TIME	MPH	DIFF	TIME OF DAY
1 -	34.077	21.887	55.964 (3)	77.70	2.739	11:11:30.478
2 -	32.508	21.931	54.439 (2)	79.88	1.214	11:12:24.917
3 -	32.238	20.987	53.225 (1)	81.70		11:13:18.142
P2	84	Ricardo BRANCO	Yamaha R6 - IMP Racing			
IDEAL LAP TIME : 56.216		BEST LAP TIME : 56.216		DIFFERENCE : 0.000		
LAP	SECTOR 1	SECTOR 2	LAP TIME	MPH	DIFF	TIME OF DAY
1 -	35.233	23.323	58.556 (3)	74.26	2.340	11:11:16.504
2 -	34.534	22.473	57.007 (2)	76.28	0.791	11:12:13.511
3 -	34.044	22.172	56.216 (1)	77.35		11:13:09.727
P3	22	Matthew MAY	Honda CBR600F3 - Splurgen			
IDEAL LAP TIME : 56.208		BEST LAP TIME : 56.234		DIFFERENCE : 0.026		
LAP	SECTOR 1	SECTOR 2	LAP TIME	MPH	DIFF	TIME OF DAY
1 -	36.151	23.564	59.715 (3)	72.82	3.481	11:11:23.787
2 -	34.537	22.266	56.803 (2)	76.55	0.569	11:12:20.590
3 -	33.942	22.292	56.234 (1)	77.33		11:13:16.824
P4	63 RMT	Stephen PERFITT	Suzuki SV650 - PKP Services Ltd			
IDEAL LAP TIME : 56.377		BEST LAP TIME : 56.377		DIFFERENCE : 0.000		
LAP	SECTOR 1	SECTOR 2	LAP TIME	MPH	DIFF	TIME OF DAY
1 -	36.853	23.627	1:00.480 (3)	71.90	4.103	11:11:24.112
2 -	34.431	22.330	56.761 (2)	76.61	0.384	11:12:20.873
3 -	34.290	22.087	56.377 (1)	77.13		11:13:17.250
P5	351	Sam DIGBY-BAKER	Yamaha R6 -			
IDEAL LAP TIME : 56.345		BEST LAP TIME : 56.535		DIFFERENCE : 0.190		
LAP	SECTOR 1	SECTOR 2	LAP TIME	MPH	DIFF	TIME OF DAY
1 -	34.912	22.586	57.498 (2)	75.63	0.963	11:11:41.903
2 -	33.759	22.776	56.535 (1)	76.91		11:12:38.438
P6	54	Adam JAMISON	Yamaha R6 - Team AJR			
IDEAL LAP TIME : 56.822		BEST LAP TIME : 56.822		DIFFERENCE : 0.000		
LAP	SECTOR 1	SECTOR 2	LAP TIME	MPH	DIFF	TIME OF DAY
1 -	36.311	22.953	59.264 (3)	73.37	2.442	11:11:03.658
2 -	34.776	22.750	57.526 (2)	75.59	0.704	11:12:01.184
3 -	34.087	22.735	56.822 (1)	76.53		11:12:58.006
4 -	36.744	IN PIT	15:50.857 P	4.57	14:54.035	11:28:48.863
P7	48	Shaun WALLIS	Yamaha R6 - MBC Despatch Racing			
IDEAL LAP TIME : 56.824		BEST LAP TIME : 56.824		DIFFERENCE : 0.000		
LAP	SECTOR 1	SECTOR 2	LAP TIME	MPH	DIFF	TIME OF DAY
1 -	37.375	23.879	1:01.254 (3)	70.99	4.430	11:11:04.941
2 -	35.369	22.999	58.368 (2)	74.50	1.544	11:12:03.309
3 -	34.149	22.675	56.824 (1)	76.52		11:13:00.133
4 -	37.757	11:52.800	12:30.557	5.79	11:33.733	11:25:30.690
5 -	40.389	28.272	1:08.661	63.33	11.837	11:26:39.351

Weather / Track : Rain / Wet

Brands Hatch Indy
Circuit Length = 1.2079 miles
Start: 11:09 Flag 11:30 End: 11:31

BMCRC - MRO Championships 2021 - Rnd 6 @ Brands Hatch Indy

BMCRC Thunderbike Sport & Rookie Minitwins

QUALIFYING - SECTOR ANALYSIS



SECTOR 1 = FL to I1, SECTOR 2 = I1 to FL, DIFF = Difference To Personal Best Lap, P = Crossed Finish Line in Pit Lane, D = Time Disallowed

P8 72 RMT Mark GILLAM		Suzuki SV650 - No More Straps Ltd				
IDEAL LAP TIME : 57.328		BEST LAP TIME : 57.328		DIFFERENCE : 0.000		
LAP	SECTOR 1	SECTOR 2	LAP TIME	MPH	DIFF	TIME OF DAY
1 -	35.929	23.409	59.338 (3)	73.28	2.010	11:11:06.606
2 -	34.776	22.948	57.724 (2)	75.33	0.396	11:12:04.330
3 -	34.519	22.809	57.328 (1)	75.85		11:13:01.658
4 -	38.634	11:29.319	12:07.953	5.97	11:10.625	11:25:09.611
5 -	36.725	24.494	1:01.219	71.03	3.891	11:26:10.830

P9 52 Elliot FRICKER		Honda CBR600 - Petwise.org, S&S, Ride in Bike Tyres				
IDEAL LAP TIME : 56.742		BEST LAP TIME : 57.633		DIFFERENCE : 0.891		
LAP	SECTOR 1	SECTOR 2	LAP TIME	MPH	DIFF	TIME OF DAY
1 -	36.215	23.424	59.639 (2)	72.91	2.006	11:11:37.363
2 -	34.409	23.224	57.633 (1)	75.45		11:12:34.996
3 -	59.367	10:51.979	12:48.088	5.66	11:50.455	11:25:23.084
4 -	37.235	24.338	1:01.573	70.62	3.940	11:26:24.657
5 -	37.227	23.777	1:01.004 (3)	71.28	3.371	11:27:25.661

P10 166 RMT Nik BAKER		Suzuki SV650 - K66				
IDEAL LAP TIME : 57.746		BEST LAP TIME : 57.746		DIFFERENCE : 0.000		
LAP	SECTOR 1	SECTOR 2	LAP TIME	MPH	DIFF	TIME OF DAY
1 -	37.010	23.897	1:00.907 (3)	71.39	3.161	11:11:09.673
2 -	35.648	23.245	58.893 (2)	73.83	1.147	11:12:08.566
3 -	34.865	22.881	57.746 (1)	75.30		11:13:06.312
4 -	39.411	11:41.458	12:20.869	5.86	11:23.123	11:25:27.181
5 -	42.549	IN PIT	3:20.101 P	21.73	2:22.355	11:28:47.282
6 -	OUTLAP	25.612	1:08.303	63.66	10.557	11:29:55.585
7 -	38.605	25.442	1:04.047	67.89	6.301	11:30:59.632

P11 81 Malvern MAY		Honda CBR600RR - IMP racing				
IDEAL LAP TIME : 57.773		BEST LAP TIME : 57.773		DIFFERENCE : 0.000		
LAP	SECTOR 1	SECTOR 2	LAP TIME	MPH	DIFF	TIME OF DAY
1 -	37.034	23.749	1:00.783 (2)	71.54	3.010	11:11:38.001
2 -	34.680	23.093	57.773 (1)	75.27		11:12:35.774

P12 333 R Mark STUBBERFIELD		Yamaha R6 - Polished concrete London				
IDEAL LAP TIME : 57.803		BEST LAP TIME : 57.803		DIFFERENCE : 0.000		
LAP	SECTOR 1	SECTOR 2	LAP TIME	MPH	DIFF	TIME OF DAY
1 -	37.295	23.562	1:00.857 (3)	71.45	3.054	11:11:05.337
2 -	35.986	23.073	59.059 (2)	73.63	1.256	11:12:04.396
3 -	35.039	22.764	57.803 (1)	75.23		11:13:02.199
4 -	40.771	IN PIT	11:30.566 P	6.29	10:32.763	11:24:32.765
5 -	OUTLAP	25.951	1:09.772	62.32	11.969	11:25:42.537
6 -	38.087	24.203	1:02.290	69.81	4.487	11:26:44.827
7 -	36.727	24.748	1:01.475	70.73	3.672	11:27:46.302
8 -	37.732	25.051	1:02.783	69.26	4.980	11:28:49.085
9 -	38.438	24.754	1:03.192	68.81	5.389	11:29:52.277
10 -	38.004	25.276	1:03.280	68.72	5.477	11:30:55.557

Weather / Track : Rain / Wet

Brands Hatch Indy
Circuit Length = 1.2079 miles
Start: 11:09 Flag 11:30 End: 11:31

BMCRC - MRO Championships 2021 - Rnd 6 @ Brands Hatch Indy

BMCRC Thunderbike Sport & Rookie Minitwins

QUALIFYING - SECTOR ANALYSIS



SECTOR 1 = FL to I1, SECTOR 2 = I1 to FL, DIFF = Difference To Personal Best Lap, P = Crossed Finish Line in Pit Lane, D = Time Disallowed

P13 62 RMT James KING		Suzuki SV650 - King and Drury construction				
IDEAL LAP TIME : 58.050		BEST LAP TIME : 58.050		DIFFERENCE : 0.000		
LAP	SECTOR 1	SECTOR 2	LAP TIME	MPH	DIFF	TIME OF DAY
1 -	36.481	23.650	1:00.131 (3)	72.31	2.081	11:11:20.819
2 -	36.176	23.417	59.593 (2)	72.97	1.543	11:12:20.412
3 -	35.469	22.581	58.050 (1)	74.91		11:13:18.462
4 -	49.667	10:59.363	11:49.030	6.13	10:50.980	11:25:07.492
5 -	38.828	24.878	1:03.706	68.26	5.656	11:26:11.198
6 -	38.054	25.320	1:03.374	68.61	5.324	11:27:14.572
7 -	37.816	24.547	1:02.363	69.73	4.313	11:28:16.935
8 -	36.999	24.614	1:01.613	70.57	3.563	11:29:18.548

P14 624 Matthew FEDRICK		Yamaha R6 - Matthew Fedrick farriers ltd/ Palmer Race Skool				
IDEAL LAP TIME : 58.072		BEST LAP TIME : 58.072		DIFFERENCE : 0.000		
LAP	SECTOR 1	SECTOR 2	LAP TIME	MPH	DIFF	TIME OF DAY
1 -	37.183	22.787	59.970 (2)	72.51	1.898	11:11:38.102
2 -	35.331	22.741	58.072 (1)	74.88		11:12:36.174

P15 101 Glen TRIPP		Honda CBR 600FW - yaki too racing				
IDEAL LAP TIME : 58.446		BEST LAP TIME : 58.446		DIFFERENCE : 0.000		
LAP	SECTOR 1	SECTOR 2	LAP TIME	MPH	DIFF	TIME OF DAY
1 -	38.845	23.850	1:02.695 (2)	69.36	4.249	11:11:40.014
2 -	35.511	22.935	58.446 (1)	74.40		11:12:38.460
3 -	56.685	10:45.708	12:45.680	5.67	11:47.234	11:25:24.140
4 -	40.192	24.898	1:05.090	66.80	6.644	11:26:29.230
5 -	38.254	25.115	1:03.369 (3)	68.62	4.923	11:27:32.599

P16 234 RMT Andy FLUX		Suzuki SV650 - Mach 1 Automotive LTD / Goodwin Pest Manag				
IDEAL LAP TIME : 57.863		BEST LAP TIME : 58.698		DIFFERENCE : 0.835		
LAP	SECTOR 1	SECTOR 2	LAP TIME	MPH	DIFF	TIME OF DAY
1 -	37.672	23.960	1:01.632	70.55	2.934	11:11:40.276
2 -	35.813	22.885	58.698 (1)	74.08		11:12:38.974
3 -	54.556	10:41.750	12:37.649	5.73	11:38.951	11:25:16.623
4 -	35.381	23.825	59.206 (3)	73.44	0.508	11:26:15.829
5 -	36.604	23.450	1:00.054	72.41	1.356	11:27:15.883
6 -	36.662	24.509	1:01.171	71.08	2.473	11:28:17.054
7 -	37.095	24.327	1:01.422	70.79	2.724	11:29:18.476
8 -	34.978	23.971	58.949 (2)	73.76	0.251	11:30:17.425
9 -	36.735	24.087	1:00.822	71.49	2.124	11:31:18.247

P17 123 RMT Adam FORSYTH		Suzuki SV650 - Rock Oil				
IDEAL LAP TIME : 57.061		BEST LAP TIME : 58.783		DIFFERENCE : 1.722		
LAP	SECTOR 1	SECTOR 2	LAP TIME	MPH	DIFF	TIME OF DAY
1 -	36.619	23.863	1:00.482 (2)	71.89	1.699	11:11:35.716
2 -	35.723	23.060	58.783 (1)	73.97		11:12:34.499
3 -	54.977	11:04.850	12:57.110 (3)	5.59	11:58.327	11:25:31.609
4 -	42.762	IN PIT	4:00.316 P	18.09	3:01.533	11:29:31.925
5 -	OUTLAP	25.082	1:05.241	66.65	6.458	11:30:37.166

P18 9 Chris CAYFORD		Honda CB500 - Multi-Tech Coachworks				
IDEAL LAP TIME : 59.191		BEST LAP TIME : 59.191		DIFFERENCE : 0.000		
LAP	SECTOR 1	SECTOR 2	LAP TIME	MPH	DIFF	TIME OF DAY
1 -	36.127	24.125	1:00.252 (2)	72.17	1.061	11:11:37.266
2 -	35.700	23.491	59.191 (1)	73.46		11:12:36.457

Weather / Track : Rain / Wet

Brands Hatch Indy
Circuit Length = 1.2079 miles
Start: 11:09 Flag 11:30 End: 11:31

BMCRC - MRO Championships 2021 - Rnd 6 @ Brands Hatch Indy

BMCRC Thunderbike Sport & Rookie Minitwins

QUALIFYING - SECTOR ANALYSIS



SECTOR 1 = FL to I1, SECTOR 2 = I1 to FL, DIFF = Difference To Personal Best Lap, P = Crossed Finish Line in Pit Lane, D = Time Disallowed

P19 49 R Oli CHAYTOR		Yamaha R6 - PearTree Racing				
IDEAL LAP TIME : 59.214		BEST LAP TIME : 59.214		DIFFERENCE : 0.000		
LAP	SECTOR 1	SECTOR 2	LAP TIME	MPH	DIFF	TIME OF DAY
1 -	39.867	24.125	1:03.992	67.95	4.778	11:11:26.315
2 -	36.177	23.376	59.553 (2)	73.02	0.339	11:12:25.868
3 -	36.045	23.169	59.214 (1)	73.43		11:13:25.082
4 -	55.327	10:51.582	11:46.909	6.15	10:47.695	11:25:11.991
5 -	38.757	24.692	1:03.449 (3)	68.53	4.235	11:26:15.440
6 -	38.519	24.970	1:03.489	68.49	4.275	11:27:18.929

P20 132 RMT Ian FOSTER		Kawasaki EX 650 C9F - Quantum Kitchens				
IDEAL LAP TIME : 58.925		BEST LAP TIME : 59.328		DIFFERENCE : 0.403		
LAP	SECTOR 1	SECTOR 2	LAP TIME	MPH	DIFF	TIME OF DAY
1 -	39.774	23.970	1:03.744	68.21	4.416	11:11:11.771
2 -	36.556	23.467	1:00.023	72.44	0.695	11:12:11.794
3 -	36.229	23.099	59.328 (1)	73.29		11:13:11.122
4 -	49.131	11:07.132	11:56.263	6.07	10:56.935	11:25:07.385
5 -	37.747	23.894	1:01.641	70.54	2.313	11:26:09.026
6 -	35.826	23.999	59.825 (2)	72.68	0.497	11:27:08.851
7 -	35.892	23.952	59.844 (3)	72.66	0.516	11:28:08.695
8 -	36.604	23.972	1:00.576	71.78	1.248	11:29:09.271

P21 188 RMT Tim FRAMPTON		Suzuki SV650 - K66				
IDEAL LAP TIME : 59.421		BEST LAP TIME : 59.421		DIFFERENCE : 0.000		
LAP	SECTOR 1	SECTOR 2	LAP TIME	MPH	DIFF	TIME OF DAY
1 -	38.552	24.009	1:02.561	69.50	3.140	11:11:13.875
2 -	36.219	23.453	59.672 (2)	72.87	0.251	11:12:13.547
3 -	36.069	23.352	59.421 (1)	73.18		11:13:12.968
4 -	51.414	IN PIT	11:20.669 P	6.38	10:21.248	11:24:33.637
5 -	OUTLAP	26.235	1:09.889	62.22	10.468	11:25:43.526
6 -	37.555	24.427	1:01.982	70.15	2.561	11:26:45.508
7 -	38.024	24.688	1:02.712	69.34	3.291	11:27:48.220
8 -	37.337	23.996	1:01.333 (3)	70.90	1.912	11:28:49.553

P22 455 RMT Tyler DONOVAN		Suzuki SV650 -				
IDEAL LAP TIME : 59.192		BEST LAP TIME : 59.493		DIFFERENCE : 0.301		
LAP	SECTOR 1	SECTOR 2	LAP TIME	MPH	DIFF	TIME OF DAY
1 -	39.280	24.367	1:03.647 (3)	68.32	4.154	11:11:26.107
2 -	35.835	23.667	59.502 (2)	73.08	0.009	11:12:25.609
3 -	35.525	23.968	59.493 (1)	73.09		11:13:25.102
4 -	54.083	10:53.428	11:47.511	6.14	10:48.018	11:25:12.613
5 -	41.509	28.669	1:10.178	61.96	10.685	11:26:22.791

P23 80 R Stephen LANE		Kawasaki ZX6R -				
IDEAL LAP TIME : 59.504		BEST LAP TIME : 59.504		DIFFERENCE : 0.000		
LAP	SECTOR 1	SECTOR 2	LAP TIME	MPH	DIFF	TIME OF DAY
1 -	37.544	24.228	1:01.772 (2)	70.39	2.268	11:11:30.373
2 -	35.775	23.729	59.504 (1)	73.08		11:12:29.877
3 -	55.850	10:56.927	12:53.538	5.62	11:54.034	11:25:23.415
4 -	38.330	24.826	1:03.156	68.85	3.652	11:26:26.571
5 -	37.799	25.225	1:03.024 (3)	68.99	3.520	11:27:29.595
6 -	39.849	25.208	1:05.057	66.84	5.553	11:28:34.652
7 -	38.482	25.180	1:03.662	68.30	4.158	11:29:38.314
8 -	38.559	25.463	1:04.022	67.92	4.518	11:30:42.336

Weather / Track : Rain / Wet

Brands Hatch Indy
Circuit Length = 1.2079 miles
Start: 11:09 Flag 11:30 End: 11:31

BMCRC - MRO Championships 2021 - Rnd 6 @ Brands Hatch Indy

BMCRC Thunderbike Sport & Rookie Minitwins

QUALIFYING - SECTOR ANALYSIS



SECTOR 1 = FL to I1, SECTOR 2 = I1 to FL, DIFF = Difference To Personal Best Lap, P = Crossed Finish Line in Pit Lane, D = Time Disallowed

P24 241 R Barry PRICE		Honda CB500 - Multi-Tech Coachworks				
IDEAL LAP TIME : 59.707		BEST LAP TIME : 59.707		DIFFERENCE : 0.000		
LAP	SECTOR 1	SECTOR 2	LAP TIME	MPH	DIFF	TIME OF DAY
1 -	37.008	24.249	1:01.257 (3)	70.98	1.550	11:11:41.238
2 -	36.034	23.673	59.707 (1)	72.83		11:12:40.945
3 -	56.375	10:43.863	12:42.197	5.70	11:42.490	11:25:23.142
4 -	37.869	24.709	1:02.578	69.49	2.871	11:26:25.720
5 -	37.949	24.045	1:01.994	70.14	2.287	11:27:27.714
6 -	36.338	24.343	1:00.681 (2)	71.66	0.974	11:28:28.395
7 -	36.696	24.607	1:01.303	70.93	1.596	11:29:29.698

P25 919 RMT Andrew BELLIS		Suzuki SV650 - Cunco Ltd				
IDEAL LAP TIME : 59.765		BEST LAP TIME : 59.765		DIFFERENCE : 0.000		
LAP	SECTOR 1	SECTOR 2	LAP TIME	MPH	DIFF	TIME OF DAY
1 -	38.689	24.396	1:03.085	68.93	3.320	11:11:09.248
2 -	37.107	23.582	1:00.689 (2)	71.65	0.924	11:12:09.937
3 -	36.674	23.091	59.765 (1)	72.76		11:13:09.702
4 -	49.838	11:07.650	11:57.488	6.06	10:57.723	11:25:07.190
5 -	39.009	24.165	1:03.174	68.83	3.409	11:26:10.364
6 -	38.330	24.244	1:02.574 (3)	69.49	2.809	11:27:12.938
7 -	38.693	24.373	1:03.066	68.95	3.301	11:28:16.004
8 -	38.762	24.652	1:03.414	68.57	3.649	11:29:19.418
9 -	38.474	24.941	1:03.415	68.57	3.650	11:30:22.833

P26 168 R Aaron DALRYMPLE		Suzuki GSXR 600 -				
IDEAL LAP TIME : 59.816		BEST LAP TIME : 1:00.053		DIFFERENCE : 0.237		
LAP	SECTOR 1	SECTOR 2	LAP TIME	MPH	DIFF	TIME OF DAY
1 -	38.396	24.700	1:03.096 (3)	68.92	3.043	11:11:24.346
2 -	36.582	23.697	1:00.279 (2)	72.14	0.226	11:12:24.625
3 -	36.119	23.934	1:00.053 (1)	72.41		11:13:24.678
4 -	53.335	10:52.539	11:45.874	6.16	10:45.821	11:25:10.552
5 -	39.007	25.580	1:04.587	67.32	4.534	11:26:15.139
6 -	38.386	25.198	1:03.584	68.39	3.531	11:27:18.723
7 -	38.470	25.895	1:04.365	67.56	4.312	11:28:23.088
8 -	39.857	26.491	1:06.348	65.54	6.295	11:29:29.436

P27 121 RMT Sam KENT		Suzuki SV650 - RAG Racing/ S Kent Construction Ltd				
IDEAL LAP TIME : 1:01.021		BEST LAP TIME : 1:01.021		DIFFERENCE : 0.000		
LAP	SECTOR 1	SECTOR 2	LAP TIME	MPH	DIFF	TIME OF DAY
1 -	38.384	25.004	1:03.388 (2)	68.60	2.367	11:11:47.581
2 -	36.933	24.088	1:01.021 (1)	71.26		11:12:48.602
3 -	37.539	11:42.282	12:19.821	5.87	11:18.800	11:25:08.423
4 -	38.928	25.576	1:04.504 (3)	67.41	3.483	11:26:12.927
5 -	40.032	26.423	1:06.455	65.43	5.434	11:27:19.382
6 -	40.067	27.168	1:07.235	64.67	6.214	11:28:26.617

P28 260 R Greg PYMM		Kawasaki ER6 -				
IDEAL LAP TIME : 1:01.037		BEST LAP TIME : 1:01.224		DIFFERENCE : 0.187		
LAP	SECTOR 1	SECTOR 2	LAP TIME	MPH	DIFF	TIME OF DAY
1 -	37.335	24.354	1:01.689 (2)	70.49	0.465	11:11:34.730
2 -	36.683	24.541	1:01.224 (1)	71.02		11:12:35.954
3 -	56.832	10:42.823	12:43.664	5.69	11:42.440	11:25:19.618
4 -	39.514	25.404	1:04.918	66.98	3.694	11:26:24.536
5 -	39.628	24.744	1:04.372	67.55	3.148	11:27:28.908
6 -	39.668	25.314	1:04.982	66.92	3.758	11:28:33.890
7 -	38.229	24.820	1:03.049 (3)	68.97	1.825	11:29:36.939
8 -	38.611	25.291	1:03.902	68.05	2.678	11:30:40.841

Weather / Track : Rain / Wet

Brands Hatch Indy
Circuit Length = 1.2079 miles
Start: 11:09 Flag 11:30 End: 11:31

BMCRC - MRO Championships 2021 - Rnd 6 @ Brands Hatch Indy

BMCRC Thunderbike Sport & Rookie Minitwins

QUALIFYING - SECTOR ANALYSIS



SECTOR 1 = FL to I1, SECTOR 2 = I1 to FL, DIFF = Difference To Personal Best Lap, P = Crossed Finish Line in Pit Lane, D = Time Disallowed

P29		138 RMT		Craig JARMIN		Suzuki SV650 - BK Racing	
IDEAL LAP TIME : 1:02.018		BEST LAP TIME : 1:02.201		DIFFERENCE : 0.183			
LAP	SECTOR 1	SECTOR 2	LAP TIME	MPH	DIFF	TIME OF DAY	
1 -	39.597	25.266	1:04.863 (2)	67.04	2.662	11:11:41.735	
2 -	37.522	24.679	1:02.201 (1)	69.91		11:12:43.936	
3 -	56.384	10:43.997	12:42.563 (3)	5.70	11:40.362	11:25:26.499	

P30		139 R		Rob MARLEY		Honda CBR600F3 - PearTree Racing	
IDEAL LAP TIME : 1:01.284		BEST LAP TIME : 1:02.434		DIFFERENCE : 1.150			
LAP	SECTOR 1	SECTOR 2	LAP TIME	MPH	DIFF	TIME OF DAY	
1 -	39.703	24.200	1:03.903 (2)	68.05	1.469	11:11:27.062	
2 -	38.160	24.274	1:02.434 (1)	69.65		11:12:29.496	

P31		177 RMT		Antony BAKER		Suzuki SV650 - 77sports	
IDEAL LAP TIME : 1:02.888		BEST LAP TIME : 1:02.964		DIFFERENCE : 0.076			
LAP	SECTOR 1	SECTOR 2	LAP TIME	MPH	DIFF	TIME OF DAY	
1 -	39.860	25.013	1:04.873 (2)	67.03	1.909	11:11:26.427	
2 -	38.280	24.684	1:02.964 (1)	69.06		11:12:29.391	
3 -	1:01.413	10:51.362	12:56.137	5.60	11:53.173	11:25:25.528	
4 -	40.241	26.075	1:06.316	65.57	3.352	11:26:31.844	
5 -	39.718	26.244	1:05.962 (3)	65.92	2.998	11:27:37.806	
6 -	45.076	29.197	1:14.273	58.54	11.309	11:28:52.079	

P32		192 RMT		Richard MOFFA		Suzuki SV650 -	
IDEAL LAP TIME : 1:03.592		BEST LAP TIME : 1:03.800		DIFFERENCE : 0.208			
LAP	SECTOR 1	SECTOR 2	LAP TIME	MPH	DIFF	TIME OF DAY	
1 -	40.134	26.176	1:06.310	65.57	2.510	11:11:14.216	
2 -	39.266	25.614	1:04.880	67.02	1.080	11:12:19.096	
3 -	39.121	24.679	1:03.800 (1)	68.15		11:13:22.896	
4 -	52.946	10:54.581	11:47.527	6.14	10:43.727	11:25:10.423	
5 -	39.601	26.722	1:06.323	65.56	2.523	11:26:16.746	
6 -	39.023	25.569	1:04.592 (3)	67.32	0.792	11:27:21.338	
7 -	39.331	25.824	1:05.155	66.74	1.355	11:28:26.493	
8 -	38.913	25.395	1:04.308 (2)	67.62	0.508	11:29:30.801	
9 -	39.200	26.920	1:06.120	65.76	2.320	11:30:36.921	

P33		94 RMT		Rebecca HOUGHTON		Suzuki SV650 -	
IDEAL LAP TIME : 1:04.621		BEST LAP TIME : 1:04.621		DIFFERENCE : 0.000			
LAP	SECTOR 1	SECTOR 2	LAP TIME	MPH	DIFF	TIME OF DAY	
1 -	41.190	25.697	1:06.887 (2)	65.01	2.266	11:11:51.404	
2 -	39.708	24.913	1:04.621 (1)	67.29		11:12:56.025	

P34		116 RMT		Gareth FAITH		Suzuki SV650 - Sitramoto	
IDEAL LAP TIME : 1:04.764		BEST LAP TIME : 1:04.764		DIFFERENCE : 0.000			
LAP	SECTOR 1	SECTOR 2	LAP TIME	MPH	DIFF	TIME OF DAY	
1 -	41.555	26.022	1:07.577 (2)	64.35	2.813	11:11:53.401	
2 -	38.911	25.853	1:04.764 (1)	67.14		11:12:58.165	

BMCRC - MRO Championships 2021 - Rnd 6 @ Brands Hatch Indy

BMCRC Thunderbike Sport & Rookie Minitwins

QUALIFYING - SECTOR ANALYSIS



SECTOR 1 = FL to I1, SECTOR 2 = I1 to FL, DIFF = Difference To Personal Best Lap, P = Crossed Finish Line in Pit Lane, D = Time Disallowed

P35 109 R		Marc BELL		Yamaha R6 5SL -			
IDEAL LAP TIME : 1:04.642		BEST LAP TIME : 1:04.796		DIFFERENCE : 0.154			
LAP	SECTOR 1	SECTOR 2	LAP TIME	MPH	DIFF	TIME OF DAY	
1 -	41.360	26.273	1:07.633	64.29	2.837	11:11:19.390	
2 -	39.939	26.049	1:05.988 (3)	65.89	1.192	11:12:25.378	
3 -	55.156	11:07.395	13:07.610	5.52	12:02.814	11:25:32.988	
4 -	42.892	27.334	1:10.226	61.92	5.430	11:26:43.214	
5 -	40.286	25.957	1:06.243	65.64	1.447	11:27:49.457	
6 -	38.927	26.264	1:05.191 (2)	66.70	0.395	11:28:54.648	
7 -	40.122	26.261	1:06.383	65.50	1.587	11:30:01.031	
8 -	39.081	25.715	1:04.796 (1)	67.11		11:31:05.827	

P36 25		Harrison DAY		Honda CBR 600 -			
IDEAL LAP TIME : 1:01.757		BEST LAP TIME :		DIFFERENCE :			
LAP	SECTOR 1	SECTOR 2	LAP TIME	MPH	DIFF	TIME OF DAY	
1 -	OUTLAP	22.802	1:02.288	69.81		11:13:07.812	
2 -	38.955	IN PIT	12:31.374 P	5.78		11:25:39.186	

BMCRC - MRO Championships 2021 - Rnd 6 @ Brands Hatch Indy

BMCRC Thunderbike Sport & Rookie Minitwins

QUALIFYING - BEST SECTORS

SECTOR 1			SECTOR 2			IDEAL / BEST COMPARISON						
POS	NO	NAME	TIME	NO	NAME	TIME	POS	NO	NAME	IDEAL	BEST	DIFF
									PERFECT LAP	53.225		
1	961	SIM	32.238	961	SIM	20.987	1	961	SIM	53.225	53.225	0.000
2	351	DIGBY-BAKER	33.759	63	PERFITT	22.087	2	22	MAY	56.208	56.234	0.026
3	22	MAY	33.942	84	BRANCO	22.172	3	84	BRANCO	56.216	56.216	0.000
4	52	FRICKER	33.944	22	MAY	22.266	4	351	DIGBY-BAKER	56.345	56.535	0.190
5	123	FORSYTH	34.001	62	KING	22.581	5	63	PERFITT	56.377	56.377	0.000
6	84	BRANCO	34.044	351	DIGBY-BAKER	22.586	6	52	FRICKER	56.742	57.633	0.891
7	54	JAMISON	34.087	48	WALLIS	22.675	7	54	JAMISON	56.822	56.822	0.000
8	48	WALLIS	34.149	54	JAMISON	22.735	8	48	WALLIS	56.824	56.824	0.000
9	63	PERFITT	34.290	624	FEDRICK	22.741	9	123	FORSYTH	57.061	58.783	1.722
10	72	GILLAM	34.519	333	STUBBERFIELD	22.764	10	72	GILLAM	57.328	57.328	0.000
11	81	MAY	34.680	52	FRICKER	22.798	11	166	BAKER	57.746	57.746	0.000
12	166	BAKER	34.865	25	DAY	22.802	12	81	MAY	57.773	57.773	0.000
13	234	FLUX	34.978	72	GILLAM	22.809	13	333	STUBBERFIELD	57.803	57.803	0.000
14	333	STUBBERFIELD	35.039	166	BAKER	22.881	14	234	FLUX	57.863	58.698	0.835
15	624	FEDRICK	35.331	234	FLUX	22.885	15	62	KING	58.050	58.050	0.000
16	62	KING	35.469	101	TRIPP	22.935	16	624	FEDRICK	58.072	58.072	0.000
17	101	TRIPP	35.511	123	FORSYTH	23.060	17	101	TRIPP	58.446	58.446	0.000
18	455	DONOVAN	35.525	919	BELLIS	23.091	18	132	FOSTER	58.925	59.328	0.403
19	9	CAYFORD	35.700	81	MAY	23.093	19	9	CAYFORD	59.191	59.191	0.000
20	80	LANE	35.775	132	FOSTER	23.099	20	455	DONOVAN	59.192	59.493	0.301
21	132	FOSTER	35.826	49	CHAYTOR	23.169	21	49	CHAYTOR	59.214	59.214	0.000
22	241	PRICE	36.034	188	FRAMPTON	23.352	22	188	FRAMPTON	59.421	59.421	0.000
23	49	CHAYTOR	36.045	9	CAYFORD	23.491	23	80	LANE	59.504	59.504	0.000
24	188	FRAMPTON	36.069	455	DONOVAN	23.667	24	241	PRICE	59.707	59.707	0.000
25	168	DALRYMPLE	36.119	241	PRICE	23.673	25	919	BELLIS	59.765	59.765	0.000
26	919	BELLIS	36.674	168	DALRYMPLE	23.697	26	168	DALRYMPLE	59.816	1:00.053	0.237
27	260	PYMM	36.683	80	LANE	23.729	27	121	KENT	1:01.021	1:01.021	0.000
28	121	KENT	36.933	121	KENT	24.088	28	260	PYMM	1:01.037	1:01.224	0.187
29	139	MARLEY	37.084	139	MARLEY	24.200	29	139	MARLEY	1:01.284	1:02.434	1.150
30	138	JARMIN	37.339	260	PYMM	24.354	30	25	DAY	1:01.757		
31	177	BAKER	38.204	138	JARMIN	24.679	31	138	JARMIN	1:02.018	1:02.201	0.183
32	116	FAITH	38.911	192	MOFFA	24.679	32	177	BAKER	1:02.888	1:02.964	0.076
33	192	MOFFA	38.913	177	BAKER	24.684	33	192	MOFFA	1:03.592	1:03.800	0.208
34	109	BELL	38.927	94	HOUGHTON	24.913	34	94	HOUGHTON	1:04.621	1:04.621	0.000
35	25	DAY	38.955	109	BELL	25.715	35	109	BELL	1:04.642	1:04.796	0.154
36	94	HOUGHTON	39.708	116	FAITH	25.853	36	116	FAITH	1:04.764	1:04.764	0.000

Weather / Track : Rain / Wet

Results can be found at www.tsl-timing.com

Brands Hatch Indy
Circuit Length = 1.2079 miles
Start: 11:09 Flag 11:30 End: 11:31

Printed - 11:33 Saturday, 02 October 2021

BMCRC - MRO Championships 2021 - Rnd 6 @ Brands Hatch Indy

BMCRC Thunderbike Sport & Rookie Minitwins

QUALIFYING - STATISTICS

Competitors Started 36
Planned Start 2021-10-02 @ 11:33:00.000
Actual Start 2021-10-02 @ 11:09:32.072
Finish Time 2021-10-02 @ 11:30:18.567
Track Length 1.2079mi.
Total Laps 190
Total Distance Covered 229.5096mi.

Session Fastest Lap History

NO	CL	NAME	LAP TIME	TIME OF DAY	LAP	VEHICLE
54		Adam JAMISON	59.264	11:11:03.663	1	Yamaha R6
84		Ricardo BRANCO	58.556	11:11:16.529	1	Yamaha R6
961		Jack SIM	55.964	11:11:30.478	1	Yamaha R6
961		Jack SIM	54.439	11:12:24.930	2	Yamaha R6
961		Jack SIM	53.225	11:13:18.154	3	Yamaha R6

Flag History

TYPE	TIME OF DAY
GREEN	11:09:32.072
RED	11:13:29.202
GREEN	11:24:24.686
FINISH	11:30:18.567

Flag Statistics

TYPE	COUNT	TOTAL LAPS	TOTAL TIME
Green	2	10	11:19.745
Red	1	0	10:55.484
Safety Car	0	0	0.000
FCY	0	0	0.000

BMCRC - MRO Championships 2021 - Rnd 6 @ Brands Hatch Indy

BMCRC Thunderbike Sport & Rookie Minitwins

QUALIFYING - STATISTICS

CLASS :

12 Starters

Fastest Lap History

NO	NAME	LAP TIME	TIME OF DAY	LAP	VEHICLE
54	Adam JAMISON	59.264	11:11:03.663	1	Yamaha R6
84	Ricardo BRANCO	58.556	11:11:16.529	1	Yamaha R6
961	Jack SIM	55.964	11:11:30.478	1	Yamaha R6
961	Jack SIM	54.439	11:12:24.930	2	Yamaha R6
961	Jack SIM	53.225	11:13:18.154	3	Yamaha R6

Weather / Track : Rain / Wet

Results can be found at www.tsl-timing.com

Page 2 of 4

Brands Hatch Indy
Circuit Length = 1.2079 miles
Start: 11:09 Flag 11:30 End: 11:31

Printed - 11:34 Saturday, 02 October 2021

BMCRC - MRO Championships 2021 - Rnd 6 @ Brands Hatch Indy

BMCRC Thunderbike Sport & Rookie Minitwins

QUALIFYING - STATISTICS

CLASS : R

8 Starters

Fastest Lap History

NO	NAME	LAP TIME	TIME OF DAY	LAP	VEHICLE
333	Mark STUBBERFIELD	1:00.857	11:11:05.373	1	Yamaha R6
333	Mark STUBBERFIELD	59.059	11:12:04.396	2	Yamaha R6
333	Mark STUBBERFIELD	57.803	11:13:02.234	3	Yamaha R6

BMCRC - MRO Championships 2021 - Rnd 6 @ Brands Hatch Indy

BMCRC Thunderbike Sport & Rookie Minitwins

QUALIFYING - STATISTICS

CLASS : RMT

16 Starters

Fastest Lap History

NO	NAME	LAP TIME	TIME OF DAY	LAP	VEHICLE
72	Mark GILLAM	59.338	11:11:06.619	1	Suzuki SV650
72	Mark GILLAM	57.724	11:12:04.343	2	Suzuki SV650
63	Stephen PERFITT	56.761	11:12:20.891	2	Suzuki SV650
63	Stephen PERFITT	56.377	11:13:17.269	3	Suzuki SV650

BMCRC - MRO Championships 2021 - Rnd 6 @ Brands Hatch Indy

BMCRC Thunderbike Sport & Rookie Minitwins

RACE 11 - GRID (10 Laps)

ROW 13	39	828	David SPENCER	38	136	Gary CHAPMAN	37	10	Jon BARNES
ROW 12	36	25	Harrison DAY	35	109	Marc BELL	34	116	Gareth FAITH
ROW 11	33	94	Rebecca HOUGHTON	32	192	Richard MOFFA	31	177	Antony BAKER
ROW 10	30	139	Rob MARLEY	29	138	Craig JARMIN	28	260	Greg PYMM
ROW 9	27	121	Sam KENT	26	168	Aaron DALRYMPLE	25	919	Andrew BELLIS
ROW 8	24	241	Barry PRICE	23	80	Stephen LANE	22	455	Tyler DONOVAN
ROW 7	21	188	Tim FRAMPTON	20	132	Ian FOSTER	19	49	Oli CHAYTOR
ROW 6	18	9	Chris CAYFORD	17	123	Adam FORSYTH	16	234	Andy FLUX
ROW 5	15	101	Glen TRIPP	14	624	Matthew FEDRICK	13	62	James KING
ROW 4	12	333	Mark STUBBERFIELD	11	81	Malvern MAY	10	166	Nik BAKER
ROW 3	9	52	Elliot FRICKER	8	72	Mark GILLAM	7	48	Shaun WALLIS
ROW 2	6	54	Adam JAMISON	5	351	Sam DIGBY-BAKER	4	63	Stephen PERFITT
ROW 1	3	22	Matthew MAY	2	84	Ricardo BRANCO	1	961	Jack SIM
Pole									

Brands Hatch Indy

Circuit Length = 1.2079 miles

These results are provisional until the conclusion of any judicial and technical matters.

Clerk Of Course :	Stewards :	Timekeeper : Alan Povey
-------------------	------------	-------------------------

Results can be found at www.tsl-timing.com

Printed - 11:34 Saturday, 02 October 2021



BMCRC - MRO Championships 2021 - Rnd 6 @ Brands Hatch Indy



BMCRC Thunderbike Sport & Rookie Minitwins

RACE 11 - CLASSIFICATION

POS	NO	CL	PIC NAME	ENTRY	LAPS	TIME	GAP	DIFF	MPH	BEST	ON
1	54		1 Adam JAMISON	Yamaha R6 - Team AJR	10	10:08.668			71.44	59.784	6
2	961		2 Jack SIM	Yamaha R6 - Platform Lift Engineers Ltd	10	10:20.433	11.765	11.765	70.08	1:00.402	3
3	63	RMT	1 Stephen PERFIT	Suzuki SV650 - PKP Services Ltd	10	10:29.407	20.739	8.974	69.09	1:01.917	5
4	62	RMT	2 James KING	Suzuki SV650 - King and Drury construction	10	10:30.990	22.322	1.583	68.91	1:01.925	5
5	234	RMT	3 Andy FLUX	Suzuki SV650 - Mach 1 Automotive LTD / Goodwin	10	10:32.763	24.095	1.773	68.72	1:00.897	7
6	72	RMT	4 Mark GILLAM	Suzuki SV650 - No More Straps Ltd	10	10:43.124	34.456	10.361	67.61	1:02.522	4
7	166	RMT	5 Nik BAKER	Suzuki SV650 - K66	10	10:58.022	49.354	14.898	66.08	1:02.730	10
8	333	R	1 Mark STUBBERFIELD	Yamaha R6 - Polished concrete London	10	10:58.892	50.224	0.870	65.99	1:03.469	9
9	123	RMT	6 Adam FORSYTH	Suzuki SV650 - Rock Oil	10	10:59.876	51.208	0.984	65.90	1:03.498	9
10	49	R	2 Oli CHAYTOR	Yamaha R6 - PearTree Racing	10	11:02.235	53.567	2.359	65.66	1:03.699	10
11	132	RMT	7 Ian FOSTER	Kawasaki EX 650 C9F - Quantum Kitchens	10	11:06.399	57.731	4.164	65.25	1:04.586	9
12	52		3 Elliot FRICKER	Honda CBR600 - Petwise.org, S&S, Ride in Bike Tj	10	11:09.885	1:01.217	3.486	64.91	1:05.351	6
13	25		4 Harrison DAY	Honda CBR 600 -	10	11:11.476	1:02.808	1.591	64.76	1:04.795	9
14	48		5 Shaun WALLIS	Yamaha R6 - MBC Despatch Racing	9	10:15.177	1 Lap	1 Lap	63.61	1:06.323	3
15	919	RMT	8 Andrew BELLIS	Suzuki SV650 - Cunco Ltd	9	10:17.413	1 Lap	2.236	63.38	1:04.733	7
16	455	RMT	9 Tyler DONOVAN	Suzuki SV650 -	9	10:17.842	1 Lap	0.429	63.34	1:05.697	8
17	138	RMT	10 Craig JARMIN	Suzuki SV650 - BK Racing	9	10:24.568	1 Lap	6.726	62.66	1:06.934	6
18	192	RMT	11 Richard MOFFA	Suzuki SV650 -	9	10:31.561	1 Lap	6.993	61.96	1:07.867	9
19	168	R	3 Aaron DALRYMPLE	Suzuki GSXR 600 -	9	10:32.979	1 Lap	1.418	61.83	1:07.466	8
20	116	RMT	12 Gareth FAITH	Suzuki SV650 - Sitramoto	9	10:39.200	1 Lap	6.221	61.22	1:08.466	4
21	624		6 Matthew FEDRICK	Yamaha R6 - Matthew Fedrick farriers ltd/ Palmer R	9	10:41.427	1 Lap	2.227	61.01	1:08.268	9
22	80	R	4 Stephen LANE	Kawasaki ZX6R -	9	10:42.954	1 Lap	1.527	60.87	1:08.388	9
23	188	RMT	13 Tim FRAMPTON	Suzuki SV650 - K66	9	10:50.409	1 Lap	7.455	60.17	1:09.656	9
24	139	R	5 Rob MARLEY	Honda CBR600F3 - PearTree Racing	9	10:52.674	1 Lap	2.265	59.96	1:09.734	9
25	177	RMT	14 Antony BAKER	Suzuki SV650 - 77sports	8	10:19.273	2 Laps	1 Lap	56.17	1:14.797	8
26	101		7 Glen TRIPP	Honda CBR 600FW - yaki too racing	8	10:20.793	2 Laps	1.520	56.03	1:14.557	8

NOT CLASSIFIED

DNF	94	RMT	Rebecca HOUGHTON	Suzuki SV650 -	4	5:10.038	6 Laps	4 Laps	56.10	1:14.522	2
DNF	121	RMT	Sam KENT	Suzuki SV650 - RAG Racing/ S Kent Construction L	3	3:54.459	7 Laps	1 Lap	55.64	1:14.964	3
DNF	84		Ricardo BRANCO	Yamaha R6 - IMP Racing	2	2:38.361	8 Laps	1 Lap	54.92	1:17.301	2
DNF	22		Matthew MAY	Honda CBR600F3 - Splurgen	1	1:11.295	9 Laps	1 Lap	60.99		
DNF	109	R	Marc BELL	Yamaha R6 5SL -	0						

FASTEST LAP

	54		Adam JAMISON	Yamaha R6 - Team AJR	6	59.784		72.73 mph		117.06 kph	
	234	RMT	Andy FLUX	Suzuki SV650 - Mach 1 Automotive LTD / Goodwin	7	1:00.897		71.40 mph		114.92 kph	
	333	R	Mark STUBBERFIELD	Yamaha R6 - Polished concrete London	9	1:03.469		68.51 mph		110.26 kph	

Weather / Track : Rain / Wet

These results are provisional until the conclusion of any judicial and technical matters.

Brands Hatch Indy: 1.2079 miles

Race Distance: 10 Laps / 12.07 miles

Start: 15:15 Flag 15:25 End: 15:26

Clerk Of Course :	Stewards :	Timekeeper : Alan Povey
-------------------	------------	-------------------------

Results can be found at www.tsl-timing.com

Printed - 15:29 Saturday, 02 October 2021



BMCRC - MRO Championships 2021 - Rnd 6 @ Brands Hatch Indy

BMCRC Thunderbike Sport & Rookie Minitwins

RACE 11 - LAP CHART

LAP 1 @ 15:16:21.761			LAP 2 @ 15:17:22.851			LAP 3 @ 15:18:23.253			LAP 4 @ 15:19:23.590			LAP 5 @ 15:20:23.820		
NO	BEHIND	LAP TIME	NO	BEHIND	LAP TIME	NO	BEHIND	LAP TIME	NO	BEHIND	LAP TIME	NO	BEHIND	LAP TIME
961		1:05.615	961		1:01.090	961		1:00.402	54		1:00.236	54		1:00.230
54	0.201	1:05.816	54	0.106	1:00.995	54	0.101	1:00.397	961	0.181	1:00.518	961	1.702	1:01.751
63	1.578	1:07.193	63	3.665	1:03.177	63	5.329	1:02.066	63	7.095	1:02.103	94	1 Lap	1:15.338
62	2.807	1:08.422	62	4.489	1:02.772	62	6.482	1:02.395	62	8.360	1:02.215	63	8.782	1:01.917
22	5.680	1:11.295	234	11.188	1:05.743	234	11.830	1:01.044	234	12.613	1:01.120	177	1 Lap	1:16.026
48	6.288	1:11.903	72	11.575	1:06.268	72	13.696	1:02.523	72	15.881	1:02.522	62	10.055	1:01.925
72	6.397	1:12.012	48	11.736	1:06.538	48	17.657	1:06.323	52	23.745	1:05.920	101	1 Lap	1:15.635
234	6.535	1:12.150	52	12.705	1:07.037	52	18.162	1:05.859	333	24.448	1:06.106	234	13.753	1:01.370
52	6.758	1:12.373	123	12.870	1:07.081	123	18.542	1:06.074	123	24.704	1:06.499	72	18.503	1:02.852
123	6.879	1:12.494	132	13.189	1:07.173	333	18.679	1:05.633	48	24.788	1:07.468	333	29.275	1:05.057
132	7.106	1:12.721	333	13.448	1:06.711	166	18.800	1:05.734	166	24.920	1:06.457	52	29.668	1:06.153
166	7.525	1:13.140	166	13.468	1:07.033	132	19.347	1:06.560	132	25.312	1:06.302	123	29.998	1:05.524
333	7.827	1:13.442	49	14.316	1:06.060	49	19.701	1:05.787	49	25.517	1:06.153	166	30.260	1:05.570
49	9.346	1:14.961	25	20.081	1:07.786	25	25.179	1:05.500	25	30.002	1:05.160	132	30.803	1:05.721
624	12.098	1:17.713	138	20.421	1:08.880	138	28.950	1:08.931	138	37.435	1:08.822	49	30.957	1:05.670
138	12.631	1:18.246	624	21.523	1:10.515	624	31.613	1:10.492	455	38.806	1:06.930	48	33.027	1:08.469
25	13.385	1:19.000	455	24.517	1:09.275	455	32.213	1:08.098	919	40.456	1:07.319	25	35.317	1:05.545
84	15.445	1:21.060	80	25.406	1:10.954	919	33.474	1:08.130	624	41.958	1:10.682	455	45.870	1:07.294
80	15.542	1:21.157	919	25.746	1:10.634	192	34.000	1:07.881	192	42.410	1:08.747	138	46.240	1:09.035
168	15.943	1:21.558	168	26.307	1:11.454	80	35.285	1:10.281	168	44.505	1:09.282	919	46.818	1:06.592
919	16.202	1:21.817	192	26.521	1:10.416	168	35.560	1:09.655	116	45.606	1:08.466	192	51.405	1:09.225
455	16.332	1:21.947	188	28.551	1:13.289	116	37.477	1:09.168	80	45.642	1:10.694	624	52.769	1:11.041
188	16.352	1:21.967	116	28.711	1:12.726	188	39.978	1:11.829	188	51.387	1:11.746	168	53.339	1:09.064
139	16.804	1:22.419	139	30.357	1:14.643	139	42.047	1:12.092	139	53.131	1:11.421	116	55.791	1:10.415
116	17.075	1:22.690	84	31.656	1:17.301	121	47.352	1:14.964				80	57.094	1:11.682
192	17.195	1:22.810	121	32.790	1:14.995	94	47.593	1:14.953						
121	18.885	1:24.500	94	33.042	1:14.522	177	54.091	1:15.527						
94	19.610	1:25.225	177	38.966	1:17.257	101	56.705	1:16.335						
177	22.799	1:28.414	101	40.772	1:17.924									
101	23.938	1:29.553												

Weather / Track : Rain / Wet

Brands Hatch Indy
Circuit Length = 1.2079 miles
Start: 15:15 Flag 15:25 End: 15:26

BMCRC - MRO Championships 2021 - Rnd 6 @ Brands Hatch Indy

BMCRC Thunderbike Sport & Rookie Minitwins

RACE 11 - LAP CHART

LAP 6 @ 15:21:23.604			LAP 7 @ 15:22:24.416			LAP 8 @ 15:23:24.232			LAP 9 @ 15:24:24.402			LAP 10 @ 15:25:24.814		
NO	BEHIND	LAP TIME	NO	BEHIND	LAP TIME	NO	BEHIND	LAP TIME	NO	BEHIND	LAP TIME	NO	BEHIND	LAP TIME
54		59.784	54		1:00.812	54		59.816	54		1:00.170	54		1:00.412
188	1 Lap	1:11.136	168	1 Lap	1:08.532	138	1 Lap	1:07.467	455	1 Lap	1:05.697	48	1 Lap	1:09.309
961	3.553	1:01.635	624	1 Lap	1:12.169	192	1 Lap	1:08.083	919	1 Lap	1:05.656	919	1 Lap	1:05.728
139	1 Lap	1:11.303	116	1 Lap	1:09.413	961	8.772	1:03.186	138	1 Lap	1:07.912	455	1 Lap	1:06.523
63	11.645	1:02.647	961	5.402	1:02.661	168	1 Lap	1:07.550	961	9.860	1:01.258	177	2 Laps	1:14.797
62	12.688	1:02.417	80	1 Lap	1:10.409	116	1 Lap	1:09.271	192	1 Lap	1:08.022	961	11.765	1:02.317
234	17.235	1:03.266	188	1 Lap	1:10.300	624	1 Lap	1:10.378	168	1 Lap	1:07.466	101	2 Laps	1:14.557
72	23.048	1:04.329	63	13.479	1:02.646	63	16.233	1:02.570	63	18.938	1:02.875	138	1 Lap	1:08.341
177	1 Lap	1:16.587	62	14.350	1:02.474	80	1 Lap	1:09.309	62	19.992	1:02.530	63	20.739	1:02.213
101	1 Lap	1:16.215	139	1 Lap	1:11.049	62	17.632	1:03.098	234	21.899	1:01.891	62	22.322	1:02.742
333	33.620	1:04.129	234	17.320	1:00.897	234	20.178	1:02.674	116	1 Lap	1:08.527	192	1 Lap	1:07.867
52	35.235	1:05.351	72	25.565	1:03.329	188	1 Lap	1:10.308	624	1 Lap	1:10.169	234	24.095	1:02.608
123	35.549	1:05.335	333	38.570	1:05.762	139	1 Lap	1:10.152	80	1 Lap	1:10.080	168	1 Lap	1:08.418
166	35.722	1:05.246	166	39.387	1:04.477	72	28.679	1:02.930	72	31.699	1:03.190	116	1 Lap	1:08.524
49	36.198	1:05.025	123	39.567	1:04.830	333	43.112	1:04.358	188	1 Lap	1:10.178	624	1 Lap	1:08.268
132	36.772	1:05.753	177	1 Lap	1:14.913	166	43.611	1:04.040	139	1 Lap	1:09.861	80	1 Lap	1:08.388
48	40.583	1:07.340	49	41.588	1:06.202	123	43.891	1:04.140	333	46.411	1:03.469	72	34.456	1:03.169
25	41.215	1:05.682	52	42.600	1:08.177	49	46.404	1:04.632	166	47.036	1:03.595	188	1 Lap	1:09.656
455	52.181	1:06.095	101	1 Lap	1:15.847	132	49.128	1:05.583	123	47.219	1:03.498	139	1 Lap	1:09.734
138	53.390	1:06.934	132	43.361	1:07.401	52	49.233	1:06.449	49	50.280	1:04.046	166	49.354	1:02.730
919	53.838	1:06.804	25	47.379	1:06.976	25	53.412	1:05.849	132	53.544	1:04.586	333	50.224	1:04.225
192	1:00.131	1:08.510	48	48.268	1:08.497	177	1 Lap	1:15.752	52	55.174	1:06.111	123	51.208	1:04.401
			455	57.352	1:05.983	48	57.782	1:09.330	25	58.037	1:04.795	49	53.567	1:03.699
			919	57.759	1:04.733	101	1 Lap	1:14.727				132	57.731	1:04.599
												52	1:01.217	1:06.455
												25	1:02.808	1:05.183

Weather / Track : Rain / Wet

BMCRC - MRO Championships 2021 - Rnd 6 @ Brands Hatch Indy

BMCRC Thunderbike Sport & Rookie Minitwins

RACE 11 - SECTOR ANALYSIS



SECTOR 1 = FL to I1, SECTOR 2 = I1 to FL, DIFF = Difference To Personal Best Lap, P = Crossed Finish Line in Pit Lane, D = Time Disallowed

P1 54		Adam JAMISON		Yamaha R6 - Team AJR			
IDEAL LAP TIME : 59.584		BEST LAP TIME : 59.784		DIFFERENCE : 0.200			
LAP	SECTOR 1	SECTOR 2	LAP TIME	MPH	DIFF	TIME OF DAY	
1 -		24.137	1:05.816	66.07	6.032	15:16:21.962	
2 -	36.844	24.151	1:00.995	71.29	1.211	15:17:22.957	
3 -	36.355	24.042	1:00.397	72.00	0.613	15:18:23.354	
4 -	36.449	23.787	1:00.236	72.19	0.452	15:19:23.590	
5 -	36.356	23.874	1:00.230	72.19	0.446	15:20:23.820	
6 -	36.040	23.744	59.784 (1)	72.73		15:21:23.604	
7 -	36.766	24.046	1:00.812	71.50	1.028	15:22:24.416	
8 -	36.272	23.544	59.816 (2)	72.69	0.032	15:23:24.232	
9 -	36.592	23.578	1:00.170 (3)	72.27	0.386	15:24:24.402	
10 -	36.411	24.001	1:00.412	71.98	0.628	15:25:24.814	

P2 961		Jack SIM		Yamaha R6 - Platform Lift Engineers Ltd			
IDEAL LAP TIME : 1:00.402		BEST LAP TIME : 1:00.402		DIFFERENCE : 0.000			
LAP	SECTOR 1	SECTOR 2	LAP TIME	MPH	DIFF	TIME OF DAY	
1 -		24.594	1:05.615	66.27	5.213	15:16:21.761	
2 -	36.727	24.363	1:01.090 (3)	71.18	0.688	15:17:22.851	
3 -	36.356	24.046	1:00.402 (1)	71.99		15:18:23.253	
4 -	36.402	24.116	1:00.518 (2)	71.85	0.116	15:19:23.771	
5 -	37.408	24.343	1:01.751	70.42	1.349	15:20:25.522	
6 -	36.954	24.681	1:01.635	70.55	1.233	15:21:27.157	
7 -	37.755	24.906	1:02.661	69.39	2.259	15:22:29.818	
8 -	38.154	25.032	1:03.186	68.82	2.784	15:23:33.004	
9 -	36.906	24.352	1:01.258	70.98	0.856	15:24:34.262	
10 -	37.475	24.842	1:02.317	69.78	1.915	15:25:36.579	

P3 63 RMT		Stephen PERFITT		Suzuki SV650 - PKP Services Ltd			
IDEAL LAP TIME :		BEST LAP TIME : 1:01.917		DIFFERENCE :			
LAP	SECTOR 1	SECTOR 2	LAP TIME	MPH	DIFF	TIME OF DAY	
1 -			1:07.193	64.71	5.276	15:16:23.339	
2 -			1:03.177	68.83	1.260	15:17:26.516	
3 -			1:02.066 (2)	70.06	0.149	15:18:28.582	
4 -			1:02.103 (3)	70.02	0.186	15:19:30.685	
5 -			1:01.917 (1)	70.23		15:20:32.602	
6 -			1:02.647	69.41	0.730	15:21:35.249	
7 -			1:02.646	69.41	0.729	15:22:37.895	
8 -			1:02.570	69.49	0.653	15:23:40.465	
9 -			1:02.875	69.16	0.958	15:24:43.340	
10 -			1:02.213	69.89	0.296	15:25:45.553	

P4 62 RMT		James KING		Suzuki SV650 - King and Drury construction			
IDEAL LAP TIME : 1:01.617		BEST LAP TIME : 1:01.925		DIFFERENCE : 0.308			
LAP	SECTOR 1	SECTOR 2	LAP TIME	MPH	DIFF	TIME OF DAY	
1 -		24.770	1:08.422	63.55	6.497	15:16:24.568	
2 -	38.187	24.585	1:02.772	69.27	0.847	15:17:27.340	
3 -	37.753	24.642	1:02.395 (3)	69.69	0.470	15:18:29.735	
4 -	37.761	24.454	1:02.215 (2)	69.89	0.290	15:19:31.950	
5 -	37.163	24.762	1:01.925 (1)	70.22		15:20:33.875	
6 -	37.534	24.883	1:02.417	69.67	0.492	15:21:36.292	
7 -	37.877	24.597	1:02.474	69.60	0.549	15:22:38.766	
8 -	38.533	24.565	1:03.098	68.91	1.173	15:23:41.864	
9 -	37.776	24.754	1:02.530	69.54	0.605	15:24:44.394	
10 -	37.673	25.069	1:02.742	69.30	0.817	15:25:47.136	

Weather / Track : Rain / Wet

Brands Hatch Indy
Circuit Length = 1.2079 miles
Start: 15:15 Flag 15:25 End: 15:26

BMCRC - MRO Championships 2021 - Rnd 6 @ Brands Hatch Indy

BMCRC Thunderbike Sport & Rookie Minitwins

RACE 11 - SECTOR ANALYSIS



SECTOR 1 = FL to I1, SECTOR 2 = I1 to FL, DIFF = Difference To Personal Best Lap, P = Crossed Finish Line in Pit Lane, D = Time Disallowed

P5 234 RMT Andy FLUX			Suzuki SV650 - Mach 1 Automotive LTD / Goodwin Pest Manag			
IDEAL LAP TIME : 1:00.627		BEST LAP TIME : 1:00.897		DIFFERENCE : 0.270		
LAP	SECTOR 1	SECTOR 2	LAP TIME	MPH	DIFF	TIME OF DAY
1 -		26.384	1:12.150	60.27	11.253	15:16:28.296
2 -	39.999	25.744	1:05.743	66.14	4.846	15:17:34.039
3 -	36.720	24.324	1:01.044 (2)	71.23	0.147	15:18:35.083
4 -	36.819	24.301	1:01.120 (3)	71.14	0.223	15:19:36.203
5 -	37.182	24.188	1:01.370	70.85	0.473	15:20:37.573
6 -	38.715	24.551	1:03.266	68.73	2.369	15:21:40.839
7 -	36.990	23.907	1:00.897 (1)	71.40		15:22:41.736
8 -	37.576	25.098	1:02.674	69.38	1.777	15:23:44.410
9 -	37.671	24.220	1:01.891	70.26	0.994	15:24:46.301
10 -	37.089	25.519	1:02.608	69.45	1.711	15:25:48.909

P6 72 RMT Mark GILLAM			Suzuki SV650 - No More Straps Ltd			
IDEAL LAP TIME : 1:02.011		BEST LAP TIME : 1:02.522		DIFFERENCE : 0.511		
LAP	SECTOR 1	SECTOR 2	LAP TIME	MPH	DIFF	TIME OF DAY
1 -		26.840	1:12.012	60.38	9.490	15:16:28.158
2 -	39.874	26.394	1:06.268	65.62	3.746	15:17:34.426
3 -	37.755	24.768	1:02.523 (2)	69.55	0.001	15:18:36.949
4 -	37.243	25.279	1:02.522 (1)	69.55		15:19:39.471
5 -	37.627	25.225	1:02.852 (3)	69.18	0.330	15:20:42.323
6 -	38.649	25.680	1:04.329	67.59	1.807	15:21:46.652
7 -	38.000	25.329	1:03.329	68.66	0.807	15:22:49.981
8 -	37.725	25.205	1:02.930	69.10	0.408	15:23:52.911
9 -	38.054	25.136	1:03.190	68.81	0.668	15:24:56.101
10 -	37.915	25.254	1:03.169	68.84	0.647	15:25:59.270

P7 166 RMT Nik BAKER			Suzuki SV650 - K66			
IDEAL LAP TIME : 1:02.730		BEST LAP TIME : 1:02.730		DIFFERENCE : 0.000		
LAP	SECTOR 1	SECTOR 2	LAP TIME	MPH	DIFF	TIME OF DAY
1 -		26.621	1:13.140	59.45	10.410	15:16:29.286
2 -	40.869	26.164	1:07.033	64.87	4.303	15:17:36.319
3 -	39.299	26.435	1:05.734	66.15	3.004	15:18:42.053
4 -	39.951	26.506	1:06.457	65.43	3.727	15:19:48.510
5 -	39.538	26.032	1:05.570	66.32	2.840	15:20:54.080
6 -	39.150	26.096	1:05.246	66.64	2.516	15:21:59.326
7 -	38.735	25.742	1:04.477	67.44	1.747	15:23:03.803
8 -	38.423	25.617	1:04.040 (3)	67.90	1.310	15:24:07.843
9 -	38.139	25.456	1:03.595 (2)	68.37	0.865	15:25:11.438
10 -	37.502	25.228	1:02.730 (1)	69.32		15:26:14.168

P8 333 R Mark STUBBERFIELD			Yamaha R6 - Polished concrete London			
IDEAL LAP TIME : 1:03.469		BEST LAP TIME : 1:03.469		DIFFERENCE : 0.000		
LAP	SECTOR 1	SECTOR 2	LAP TIME	MPH	DIFF	TIME OF DAY
1 -		26.466	1:13.442	59.21	9.973	15:16:29.588
2 -	40.710	26.001	1:06.711	65.18	3.242	15:17:36.299
3 -	39.608	26.025	1:05.633	66.25	2.164	15:18:41.932
4 -	40.014	26.092	1:06.106	65.78	2.637	15:19:48.038
5 -	39.359	25.698	1:05.057	66.84	1.588	15:20:53.095
6 -	38.587	25.542	1:04.129 (2)	67.81	0.660	15:21:57.224
7 -	39.481	26.281	1:05.762	66.12	2.293	15:23:02.986
8 -	39.102	25.256	1:04.358	67.56	0.889	15:24:07.344
9 -	38.407	25.062	1:03.469 (1)	68.51		15:25:10.813
10 -	38.864	25.361	1:04.225 (3)	67.70	0.756	15:26:15.038

Weather / Track : Rain / Wet

Brands Hatch Indy
Circuit Length = 1.2079 miles
Start: 15:15 Flag 15:25 End: 15:26

BMCRC - MRO Championships 2021 - Rnd 6 @ Brands Hatch Indy

BMCRC Thunderbike Sport & Rookie Minitwins

RACE 11 - SECTOR ANALYSIS



SECTOR 1 = FL to I1, SECTOR 2 = I1 to FL, DIFF = Difference To Personal Best Lap, P = Crossed Finish Line in Pit Lane, D = Time Disallowed

P9 123 RMT Adam FORSYTH		Suzuki SV650 - Rock Oil				
IDEAL LAP TIME : 1:03.498		BEST LAP TIME : 1:03.498		DIFFERENCE : 0.000		
LAP	SECTOR 1	SECTOR 2	LAP TIME	MPH	DIFF	TIME OF DAY
1 -		26.568	1:12.494	59.98	8.996	15:16:28.640
2 -	40.647	26.434	1:07.081	64.82	3.583	15:17:35.721
3 -	39.770	26.304	1:06.074	65.81	2.576	15:18:41.795
4 -	39.868	26.631	1:06.499	65.39	3.001	15:19:48.294
5 -	39.443	26.081	1:05.524	66.36	2.026	15:20:53.818
6 -	39.290	26.045	1:05.335	66.55	1.837	15:21:59.153
7 -	39.300	25.530	1:04.830	67.07	1.332	15:23:03.983
8 -	38.489	25.651	1:04.140 (2)	67.79	0.642	15:24:08.123
9 -	38.131	25.367	1:03.498 (1)	68.48		15:25:11.621
10 -	38.357	26.044	1:04.401 (3)	67.52	0.903	15:26:16.022

P10 49 R Oli CHAYTOR		Yamaha R6 - PearTree Racing				
IDEAL LAP TIME : 1:03.582		BEST LAP TIME : 1:03.699		DIFFERENCE : 0.117		
LAP	SECTOR 1	SECTOR 2	LAP TIME	MPH	DIFF	TIME OF DAY
1 -		26.813	1:14.961	58.01	11.262	15:16:31.107
2 -	40.074	25.986	1:06.060	65.82	2.361	15:17:37.167
3 -	39.726	26.061	1:05.787	66.10	2.088	15:18:42.954
4 -	40.311	25.842	1:06.153	65.73	2.454	15:19:49.107
5 -	40.547	25.123	1:05.670	66.21	1.971	15:20:54.777
6 -	39.290	25.735	1:05.025	66.87	1.326	15:21:59.802
7 -	40.029	26.173	1:06.202	65.68	2.503	15:23:06.004
8 -	39.125	25.507	1:04.632 (3)	67.28	0.933	15:24:10.636
9 -	38.639	25.407	1:04.046 (2)	67.89	0.347	15:25:14.682
10 -	38.459	25.240	1:03.699 (1)	68.26		15:26:18.381

P11 132 RMT Ian FOSTER		Kawasaki EX 650 C9F - Quantum Kitchens				
IDEAL LAP TIME : 1:04.219		BEST LAP TIME : 1:04.586		DIFFERENCE : 0.367		
LAP	SECTOR 1	SECTOR 2	LAP TIME	MPH	DIFF	TIME OF DAY
1 -		26.330	1:12.721	59.79	8.135	15:16:28.867
2 -	40.632	26.541	1:07.173	64.73	2.587	15:17:36.040
3 -	40.199	26.361	1:06.560	65.33	1.974	15:18:42.600
4 -	40.471	25.831	1:06.302	65.58	1.716	15:19:48.902
5 -	40.264	25.457	1:05.721	66.16	1.135	15:20:54.623
6 -	39.933	25.820	1:05.753	66.13	1.167	15:22:00.376
7 -	39.648	27.753	1:07.401	64.51	2.815	15:23:07.777
8 -	39.717	25.866	1:05.583 (3)	66.30	0.997	15:24:13.360
9 -	38.762	25.824	1:04.586 (1)	67.33		15:25:17.946
10 -	38.764	25.835	1:04.599 (2)	67.31	0.013	15:26:22.545

P12 52 Elliot FRICKER		Honda CBR600 - Petwise.org, S&S, Ride in Bike Tyres				
IDEAL LAP TIME : 1:05.351		BEST LAP TIME : 1:05.351		DIFFERENCE : 0.000		
LAP	SECTOR 1	SECTOR 2	LAP TIME	MPH	DIFF	TIME OF DAY
1 -		26.937	1:12.373	60.08	7.022	15:16:28.519
2 -	40.635	26.402	1:07.037	64.86	1.686	15:17:35.556
3 -	39.724	26.135	1:05.859 (2)	66.02	0.508	15:18:41.415
4 -	39.846	26.074	1:05.920 (3)	65.96	0.569	15:19:47.335
5 -	39.887	26.266	1:06.153	65.73	0.802	15:20:53.488
6 -	39.330	26.021	1:05.351 (1)	66.54		15:21:58.839
7 -	40.686	27.491	1:08.177	63.78	2.826	15:23:07.016
8 -	40.039	26.410	1:06.449	65.44	1.098	15:24:13.465
9 -	40.073	26.038	1:06.111	65.77	0.760	15:25:19.576
10 -	40.065	26.390	1:06.455	65.43	1.104	15:26:26.031

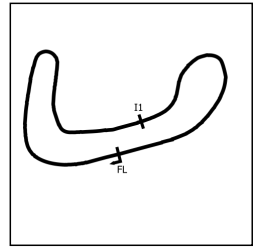
Weather / Track : Rain / Wet

Brands Hatch Indy
Circuit Length = 1.2079 miles
Start: 15:15 Flag 15:25 End: 15:26

BMCRC - MRO Championships 2021 - Rnd 6 @ Brands Hatch Indy

BMCRC Thunderbike Sport & Rookie Minitwins

RACE 11 - SECTOR ANALYSIS



SECTOR 1 = FL to I1, SECTOR 2 = I1 to FL, DIFF = Difference To Personal Best Lap, P = Crossed Finish Line in Pit Lane, D = Time Disallowed

P13 25		Harrison DAY		Honda CBR 600 -		
IDEAL LAP TIME : 1:04.566		BEST LAP TIME : 1:04.795		DIFFERENCE : 0.229		
LAP	SECTOR 1	SECTOR 2	LAP TIME	MPH	DIFF	TIME OF DAY
1 -		27.550	1:19.000	55.04	14.205	15:16:35.146
2 -	41.246	26.540	1:07.786	64.15	2.991	15:17:42.932
3 -	39.668	25.832	1:05.500	66.39	0.705	15:18:48.432
4 -	39.470	25.690	1:05.160 (2)	66.73	0.365	15:19:53.592
5 -	39.519	26.026	1:05.545	66.34	0.750	15:20:59.137
6 -	39.201	26.481	1:05.682	66.20	0.887	15:22:04.819
7 -	40.377	26.599	1:06.976	64.92	2.181	15:23:11.795
8 -	39.167	26.682	1:05.849	66.03	1.054	15:24:17.644
9 -	38.876	25.919	1:04.795 (1)	67.11		15:25:22.439
10 -	39.090	26.093	1:05.183 (3)	66.71	0.388	15:26:27.622

P14 48		Shaun WALLIS		Yamaha R6 - MBC Despatch Racing		
IDEAL LAP TIME : 1:05.975		BEST LAP TIME : 1:06.323		DIFFERENCE : 0.348		
LAP	SECTOR 1	SECTOR 2	LAP TIME	MPH	DIFF	TIME OF DAY
1 -		27.066	1:11.903	60.47	5.580	15:16:28.049
2 -	40.093	26.445	1:06.538 (2)	65.35	0.215	15:17:34.587
3 -	39.530	26.793	1:06.323 (1)	65.56		15:18:40.910
4 -	40.652	26.816	1:07.468	64.45	1.145	15:19:48.378
5 -	41.247	27.222	1:08.469	63.51	2.146	15:20:56.847
6 -	40.564	26.776	1:07.340 (3)	64.57	1.017	15:22:04.187
7 -	40.588	27.909	1:08.497	63.48	2.174	15:23:12.684
8 -	41.475	27.855	1:09.330	62.72	3.007	15:24:22.014
9 -	42.015	27.294	1:09.309	62.74	2.986	15:25:31.323

P15 919 RMT		Andrew BELLIS		Suzuki SV650 - Cunco Ltd		
IDEAL LAP TIME : 1:04.733		BEST LAP TIME : 1:04.733		DIFFERENCE : 0.000		
LAP	SECTOR 1	SECTOR 2	LAP TIME	MPH	DIFF	TIME OF DAY
1 -		29.852	1:21.817	53.15	17.084	15:16:37.963
2 -	42.860	27.774	1:10.634	61.56	5.901	15:17:48.597
3 -	41.754	26.376	1:08.130	63.82	3.397	15:18:56.727
4 -	41.063	26.256	1:07.319	64.59	2.586	15:20:04.046
5 -	40.233	26.359	1:06.592	65.30	1.859	15:21:10.638
6 -	40.761	26.043	1:06.804	65.09	2.071	15:22:17.442
7 -	38.751	25.982	1:04.733 (1)	67.17		15:23:22.175
8 -	39.529	26.127	1:05.656 (2)	66.23	0.923	15:24:27.831
9 -	39.307	26.421	1:05.728 (3)	66.16	0.995	15:25:33.559

P16 455 RMT		Tyler DONOVAN		Suzuki SV650 -		
IDEAL LAP TIME : 1:05.312		BEST LAP TIME : 1:05.697		DIFFERENCE : 0.385		
LAP	SECTOR 1	SECTOR 2	LAP TIME	MPH	DIFF	TIME OF DAY
1 -		29.439	1:21.947	53.06	16.250	15:16:38.093
2 -	41.984	27.291	1:09.275	62.77	3.578	15:17:47.368
3 -	41.041	27.057	1:08.098	63.85	2.401	15:18:55.466
4 -	40.585	26.345	1:06.930	64.97	1.233	15:20:02.396
5 -	40.381	26.913	1:07.294	64.62	1.597	15:21:09.690
6 -	39.886	26.209	1:06.095 (3)	65.79	0.398	15:22:15.785
7 -	39.404	26.579	1:05.983 (2)	65.90	0.286	15:23:21.768
8 -	39.789	25.908	1:05.697 (1)	66.19		15:24:27.465
9 -	39.531	26.992	1:06.523	65.36	0.826	15:25:33.988

Weather / Track : Rain / Wet

Brands Hatch Indy
Circuit Length = 1.2079 miles
Start: 15:15 Flag 15:25 End: 15:26

BMCRC - MRO Championships 2021 - Rnd 6 @ Brands Hatch Indy

BMCRC Thunderbike Sport & Rookie Minitwins

RACE 11 - SECTOR ANALYSIS



SECTOR 1 = FL to I1, SECTOR 2 = I1 to FL, DIFF = Difference To Personal Best Lap, P = Crossed Finish Line in Pit Lane, D = Time Disallowed

P17 138 RMT		Craig JARMIN		Suzuki SV650 - BK Racing			
IDEAL LAP TIME : 1:06.934		BEST LAP TIME : 1:06.934		DIFFERENCE : 0.000			
LAP	SECTOR 1	SECTOR 2	LAP TIME	MPH	DIFF	TIME OF DAY	
1 -		27.502	1:18.246	55.57	11.312	15:16:34.392	
2 -	41.563	27.317	1:08.880	63.13	1.946	15:17:43.272	
3 -	41.413	27.518	1:08.931	63.08	1.997	15:18:52.203	
4 -	41.169	27.653	1:08.822	63.18	1.888	15:20:01.025	
5 -	41.342	27.693	1:09.035	62.99	2.101	15:21:10.060	
6 -	40.212	26.722	1:06.934 (1)	64.96		15:22:16.994	
7 -	40.605	26.862	1:07.467 (2)	64.45	0.533	15:23:24.461	
8 -	40.994	26.918	1:07.912 (3)	64.03	0.978	15:24:32.373	
9 -	41.102	27.239	1:08.341	63.63	1.407	15:25:40.714	

P18 192 RMT		Richard MOFFA		Suzuki SV650 -			
IDEAL LAP TIME : 1:07.285		BEST LAP TIME : 1:07.867		DIFFERENCE : 0.582			
LAP	SECTOR 1	SECTOR 2	LAP TIME	MPH	DIFF	TIME OF DAY	
1 -		29.617	1:22.810	52.51	14.943	15:16:38.956	
2 -	43.719	26.697	1:10.416	61.75	2.549	15:17:49.372	
3 -	41.464	26.417	1:07.881 (2)	64.06	0.014	15:18:57.253	
4 -	41.257	27.490	1:08.747	63.25	0.880	15:20:06.000	
5 -	42.457	26.768	1:09.225	62.81	1.358	15:21:15.225	
6 -	41.932	26.578	1:08.510	63.47	0.643	15:22:23.735	
7 -	40.905	27.178	1:08.083	63.87	0.216	15:23:31.818	
8 -	40.984	27.038	1:08.022 (3)	63.92	0.155	15:24:39.840	
9 -	41.487	26.380	1:07.867 (1)	64.07		15:25:47.707	

P19 168 R		Aaron DALRYMPLE		Suzuki GSXR 600 -			
IDEAL LAP TIME : 1:07.377		BEST LAP TIME : 1:07.466		DIFFERENCE : 0.089			
LAP	SECTOR 1	SECTOR 2	LAP TIME	MPH	DIFF	TIME OF DAY	
1 -		29.469	1:21.558	53.31	14.092	15:16:37.704	
2 -	44.069	27.385	1:11.454	60.85	3.988	15:17:49.158	
3 -	42.632	27.023	1:09.655	62.43	2.189	15:18:58.813	
4 -	42.098	27.184	1:09.282	62.76	1.816	15:20:08.095	
5 -	41.852	27.212	1:09.064	62.96	1.598	15:21:17.159	
6 -	41.898	26.634	1:08.532	63.45	1.066	15:22:25.691	
7 -	40.750	26.800	1:07.550 (2)	64.37	0.084	15:23:33.241	
8 -	40.743	26.723	1:07.466 (1)	64.45		15:24:40.707	
9 -	41.343	27.075	1:08.418 (3)	63.55	0.952	15:25:49.125	

P20 116 RMT		Gareth FAITH		Suzuki SV650 - Sitramoto			
IDEAL LAP TIME : 1:07.897		BEST LAP TIME : 1:08.466		DIFFERENCE : 0.569			
LAP	SECTOR 1	SECTOR 2	LAP TIME	MPH	DIFF	TIME OF DAY	
1 -		29.910	1:22.690	52.58	14.224	15:16:38.836	
2 -	44.893	27.833	1:12.726	59.79	4.260	15:17:51.562	
3 -	41.956	27.212	1:09.168	62.87	0.702	15:19:00.730	
4 -	41.448	27.018	1:08.466 (1)	63.51		15:20:09.196	
5 -	43.020	27.395	1:10.415	61.75	1.949	15:21:19.611	
6 -	41.756	27.657	1:09.413	62.64	0.947	15:22:29.024	
7 -	42.260	27.011	1:09.271	62.77	0.805	15:23:38.295	
8 -	41.819	26.708	1:08.527 (3)	63.45	0.061	15:24:46.822	
9 -	41.189	27.335	1:08.524 (2)	63.46	0.058	15:25:55.346	

Weather / Track : Rain / Wet

Brands Hatch Indy
Circuit Length = 1.2079 miles
Start: 15:15 Flag 15:25 End: 15:26

BMCRC - MRO Championships 2021 - Rnd 6 @ Brands Hatch Indy

BMCRC Thunderbike Sport & Rookie Minitwins

RACE 11 - SECTOR ANALYSIS



SECTOR 1 = FL to I1, SECTOR 2 = I1 to FL, DIFF = Difference To Personal Best Lap, P = Crossed Finish Line in Pit Lane, D = Time Disallowed

P21 624		Matthew FEDRICK		Yamaha R6 - Matthew Fedrick farriers ltd/ Palmer Race Skool			
IDEAL LAP TIME : 1:08.268		BEST LAP TIME : 1:08.268		DIFFERENCE : 0.000			
LAP	SECTOR 1	SECTOR 2	LAP TIME	MPH	DIFF	TIME OF DAY	
1 -		27.450	1:17.713	55.95	9.445	15:16:33.859	
2 -	43.371	27.144	1:10.515	61.66	2.247	15:17:44.374	
3 -	42.715	27.777	1:10.492	61.68	2.224	15:18:54.866	
4 -	43.337	27.345	1:10.682	61.52	2.414	15:20:05.548	
5 -	43.469	27.572	1:11.041	61.21	2.773	15:21:16.589	
6 -	44.216	27.953	1:12.169	60.25	3.901	15:22:28.758	
7 -	43.016	27.362	1:10.378 (3)	61.78	2.110	15:23:39.136	
8 -	43.283	26.886	1:10.169 (2)	61.97	1.901	15:24:49.305	
9 -	41.656	26.612	1:08.268 (1)	63.69		15:25:57.573	

P22 80 R		Stephen LANE		Kawasaki ZX6R -			
IDEAL LAP TIME : 1:08.388		BEST LAP TIME : 1:08.388		DIFFERENCE : 0.000			
LAP	SECTOR 1	SECTOR 2	LAP TIME	MPH	DIFF	TIME OF DAY	
1 -		29.723	1:21.157	53.58	12.769	15:16:37.303	
2 -	43.184	27.770	1:10.954	61.28	2.566	15:17:48.257	
3 -	42.205	28.076	1:10.281	61.87	1.893	15:18:58.538	
4 -	42.598	28.096	1:10.694	61.51	2.306	15:20:09.232	
5 -	43.912	27.770	1:11.682	60.66	3.294	15:21:20.914	
6 -	42.571	27.838	1:10.409	61.76	2.021	15:22:31.323	
7 -	41.498	27.811	1:09.309 (2)	62.74	0.921	15:23:40.632	
8 -	42.276	27.804	1:10.080 (3)	62.05	1.692	15:24:50.712	
9 -	41.281	27.107	1:08.388 (1)	63.58		15:25:59.100	

P23 188 RMT		Tim FRAMPTON		Suzuki SV650 - K66			
IDEAL LAP TIME : 1:09.656		BEST LAP TIME : 1:09.656		DIFFERENCE : 0.000			
LAP	SECTOR 1	SECTOR 2	LAP TIME	MPH	DIFF	TIME OF DAY	
1 -		31.047	1:21.967	53.05	12.311	15:16:38.113	
2 -	45.133	28.156	1:13.289	59.33	3.633	15:17:51.402	
3 -	43.411	28.418	1:11.829	60.54	2.173	15:19:03.231	
4 -	42.768	28.978	1:11.746	60.61	2.090	15:20:14.977	
5 -	42.987	28.149	1:11.136	61.13	1.480	15:21:26.113	
6 -	42.329	27.971	1:10.300 (3)	61.85	0.644	15:22:36.413	
7 -	42.523	27.785	1:10.308	61.85	0.652	15:23:46.721	
8 -	42.101	28.077	1:10.178 (2)	61.96	0.522	15:24:56.899	
9 -	42.067	27.589	1:09.656 (1)	62.42		15:26:06.555	

P24 139 R		Rob MARLEY		Honda CBR600F3 - PearTree Racing			
IDEAL LAP TIME : 1:09.692		BEST LAP TIME : 1:09.734		DIFFERENCE : 0.042			
LAP	SECTOR 1	SECTOR 2	LAP TIME	MPH	DIFF	TIME OF DAY	
1 -		29.722	1:22.419	52.76	12.685	15:16:38.565	
2 -	45.938	28.705	1:14.643	58.25	4.909	15:17:53.208	
3 -	43.743	28.349	1:12.092	60.32	2.358	15:19:05.300	
4 -	43.184	28.237	1:11.421	60.88	1.687	15:20:16.721	
5 -	43.317	27.986	1:11.303	60.98	1.569	15:21:28.024	
6 -	43.093	27.956	1:11.049	61.20	1.315	15:22:39.073	
7 -	42.411	27.741	1:10.152 (3)	61.98	0.418	15:23:49.225	
8 -	42.220	27.641	1:09.861 (2)	62.24	0.127	15:24:59.086	
9 -	42.051	27.683	1:09.734 (1)	62.35		15:26:08.820	

Weather / Track : Rain / Wet

Brands Hatch Indy
Circuit Length = 1.2079 miles
Start: 15:15 Flag 15:25 End: 15:26

BMCRC - MRO Championships 2021 - Rnd 6 @ Brands Hatch Indy

BMCRC Thunderbike Sport & Rookie Minitwins

RACE 11 - SECTOR ANALYSIS



SECTOR 1 = FL to I1, SECTOR 2 = I1 to FL, DIFF = Difference To Personal Best Lap, P = Crossed Finish Line in Pit Lane, D = Time Disallowed

P25 177 RMT Antony BAKER		Suzuki SV650 - 77sports				
IDEAL LAP TIME : 1:14.612		BEST LAP TIME : 1:14.797		DIFFERENCE : 0.185		
LAP	SECTOR 1	SECTOR 2	LAP TIME	MPH	DIFF	TIME OF DAY
1 -		30.736	1:28.414	49.18	13.617	15:16:44.560
2 -	46.809	30.448	1:17.257	56.28	2.460	15:18:01.817
3 -	45.773	29.754	1:15.527 (3)	57.57	0.730	15:19:17.344
4 -	46.095	29.931	1:16.026	57.19	1.229	15:20:33.370
5 -	45.785	30.802	1:16.587	56.77	1.790	15:21:49.957
6 -	45.386	29.527	1:14.913 (2)	58.04	0.116	15:23:04.870
7 -	45.516	30.236	1:15.752	57.40	0.955	15:24:20.622
8 -	45.085	29.712	1:14.797 (1)	58.13		15:25:35.419

P26 101 Glen TRIPP		Honda CBR 600FW - yaki too racing				
IDEAL LAP TIME : 1:13.940		BEST LAP TIME : 1:14.557		DIFFERENCE : 0.617		
LAP	SECTOR 1	SECTOR 2	LAP TIME	MPH	DIFF	TIME OF DAY
1 -		31.786	1:29.553	48.55	14.996	15:16:45.699
2 -	47.434	30.490	1:17.924	55.80	3.367	15:18:03.623
3 -	46.629	29.706	1:16.335	56.96	1.778	15:19:19.958
4 -	45.892	29.743	1:15.635 (3)	57.49	1.078	15:20:35.593
5 -	46.266	29.949	1:16.215	57.05	1.658	15:21:51.808
6 -	46.706	29.141	1:15.847	57.33	1.290	15:23:07.655
7 -	45.080	29.647	1:14.727 (2)	58.19	0.170	15:24:22.382
8 -	44.799	29.758	1:14.557 (1)	58.32		15:25:36.939

P27 94 RMT Rebecca HOUGHTON		Suzuki SV650 -				
IDEAL LAP TIME : 1:14.393		BEST LAP TIME : 1:14.522		DIFFERENCE : 0.129		
LAP	SECTOR 1	SECTOR 2	LAP TIME	MPH	DIFF	TIME OF DAY
1 -		29.825	1:25.225	51.02	10.703	15:16:41.371
2 -	45.093	29.429	1:14.522 (1)	58.35		15:17:55.893
3 -	44.994	29.959	1:14.953 (2)	58.01	0.431	15:19:10.846
4 -	45.495	29.843	1:15.338 (3)	57.72	0.816	15:20:26.184

P28 121 RMT Sam KENT		Suzuki SV650 - RAG Racing/ S Kent Construction Ltd				
IDEAL LAP TIME : 1:14.765		BEST LAP TIME : 1:14.964		DIFFERENCE : 0.199		
LAP	SECTOR 1	SECTOR 2	LAP TIME	MPH	DIFF	TIME OF DAY
1 -		30.119	1:24.500	51.46	9.536	15:16:40.646
2 -	44.736	30.259	1:14.995 (2)	57.98	0.031	15:17:55.641
3 -	44.646	30.318	1:14.964 (1)	58.00		15:19:10.605

P29 84 Ricardo BRANCO		Yamaha R6 - IMP Racing				
IDEAL LAP TIME : 1:15.574		BEST LAP TIME : 1:17.301		DIFFERENCE : 1.727		
LAP	SECTOR 1	SECTOR 2	LAP TIME	MPH	DIFF	TIME OF DAY
1 -		30.539	1:21.060	53.64	3.759	15:16:37.206
2 -	47.223	30.078	1:17.301 (1)	56.25		15:17:54.507

P30 22 Matthew MAY		Honda CBR600F3 - Splurgen				
IDEAL LAP TIME : 1:09.943		BEST LAP TIME :		DIFFERENCE :		
LAP	SECTOR 1	SECTOR 2	LAP TIME	MPH	DIFF	TIME OF DAY
1 -		26.704	1:11.295	60.99		15:16:27.441

Weather / Track : Rain / Wet

Brands Hatch Indy
Circuit Length = 1.2079 miles
Start: 15:15 Flag 15:25 End: 15:26

BMCRC - MRO Championships 2021 - Rnd 6 @ Brands Hatch Indy

BMCRC Thunderbike Sport & Rookie Minitwins

RACE 11 - BEST SECTORS

SECTOR 1			SECTOR 2			IDEAL / BEST COMPARISON						
POS	NO	NAME	TIME	NO	NAME	TIME	POS	NO	NAME	IDEAL	BEST	DIFF
									PERFECT LAP	59.584		
1	54	JAMISON	36.040	54	JAMISON	23.544	1	54	JAMISON	59.584	59.784	0.200
2	961	SIM	36.356	234	FLUX	23.907	2	961	SIM	1:00.402	1:00.402	0.000
3	234	FLUX	36.720	961	SIM	24.046	3	234	FLUX	1:00.627	1:00.897	0.270
4	62	KING	37.163	62	KING	24.454	4	62	KING	1:01.617	1:01.925	0.308
5	72	GILLAM	37.243	72	GILLAM	24.768	5	72	GILLAM	1:02.011	1:02.522	0.511
6	166	BAKER	37.502	333	STUBBERFIELD	25.062	6	166	BAKER	1:02.730	1:02.730	0.000
7	123	FORSYTH	38.131	49	CHAYTOR	25.123	7	333	STUBBERFIELD	1:03.469	1:03.469	0.000
8	333	STUBBERFIELD	38.407	166	BAKER	25.228	8	123	FORSYTH	1:03.498	1:03.498	0.000
9	49	CHAYTOR	38.459	123	FORSYTH	25.367	9	49	CHAYTOR	1:03.582	1:03.699	0.117
10	919	BELLIS	38.751	132	FOSTER	25.457	10	132	FOSTER	1:04.219	1:04.586	0.367
11	132	FOSTER	38.762	25	DAY	25.690	11	25	DAY	1:04.566	1:04.795	0.229
12	25	DAY	38.876	455	DONOVAN	25.908	12	919	BELLIS	1:04.733	1:04.733	0.000
13	52	FRICKER	39.330	919	BELLIS	25.982	13	455	DONOVAN	1:05.312	1:05.697	0.385
14	455	DONOVAN	39.404	52	FRICKER	26.021	14	52	FRICKER	1:05.351	1:05.351	0.000
15	48	WALLIS	39.530	192	MOFFA	26.380	15	48	WALLIS	1:05.975	1:06.323	0.348
16	138	JARMIN	40.212	48	WALLIS	26.445	16	138	JARMIN	1:06.934	1:06.934	0.000
17	168	DALRYMPLE	40.743	624	FEDRICK	26.612	17	192	MOFFA	1:07.285	1:07.867	0.582
18	192	MOFFA	40.905	168	DALRYMPLE	26.634	18	168	DALRYMPLE	1:07.377	1:07.466	0.089
19	116	FAITH	41.189	22	MAY	26.704	19	116	FAITH	1:07.897	1:08.466	0.569
20	80	LANE	41.281	116	FAITH	26.708	20	624	FEDRICK	1:08.268	1:08.268	0.000
21	624	FEDRICK	41.656	138	JARMIN	26.722	21	80	LANE	1:08.388	1:08.388	0.000
22	139	MARLEY	42.051	80	LANE	27.107	22	188	FRAMPTON	1:09.656	1:09.656	0.000
23	188	FRAMPTON	42.067	188	FRAMPTON	27.589	23	139	MARLEY	1:09.692	1:09.734	0.042
24	22	MAY	43.239	139	MARLEY	27.641	24	22	MAY	1:09.943		
25	121	KENT	44.646	101	TRIPP	29.141	25	101	TRIPP	1:13.940	1:14.557	0.617
26	101	TRIPP	44.799	94	HOUGHTON	29.429	26	94	HOUGHTON	1:14.393	1:14.522	0.129
27	94	HOUGHTON	44.964	177	BAKER	29.527	27	177	BAKER	1:14.612	1:14.797	0.185
28	177	BAKER	45.085	84	BRANCO	30.078	28	121	KENT	1:14.765	1:14.964	0.199
29	84	BRANCO	45.496	121	KENT	30.119	29	84	BRANCO	1:15.574	1:17.301	1.727
30							30	63	PERFITT		1:01.917	
31												

Weather / Track : Rain / Wet

Results can be found at www.tsl-timing.com

Brands Hatch Indy
Circuit Length = 1.2079 miles
Start: 15:15 Flag 15:25 End: 15:26

Printed - 15:29 Saturday, 02 October 2021

BMCRC - MRO Championships 2021 - Rnd 6 @ Brands Hatch Indy

BMCRC Thunderbike Sport & Rookie Minitwins

RACE 11 - STATISTICS

Competitors Started 30
Planned Start 2021-10-02 @ 15:22:00.000
Actual Start 2021-10-02 @ 15:15:16.145
Finish Time 2021-10-02 @ 15:25:24.813
Track Length 1.2079mi.
Total Laps 255
Total Distance Covered 308.0261mi.

Session Fastest Lap History

NO	CL	NAME	LAP TIME	TIME OF DAY	LAP	VEHICLE
961		Jack SIM	1:01.090	15:17:22.864	2	Yamaha R6
54		Adam JAMISON	1:00.995	15:17:22.966	2	Yamaha R6
961		Jack SIM	1:00.402	15:18:23.266	3	Yamaha R6
54		Adam JAMISON	1:00.397	15:18:23.354	3	Yamaha R6
54		Adam JAMISON	1:00.236	15:19:23.600	4	Yamaha R6
54		Adam JAMISON	1:00.230	15:20:23.825	5	Yamaha R6
54		Adam JAMISON	59.784	15:21:23.613	6	Yamaha R6

Session Leader History

NO	CL	NAME	FROM LAP	LAPS LED	DISTANCE	VEHICLE
961		Jack SIM	1	3	3.62 miles	Yamaha R6
54		Adam JAMISON	4	7	8.45 miles	Yamaha R6

Flag History

TYPE	TIME OF DAY
GREEN	15:15:16.145
FINISH	15:25:24.813

Flag Statistics

TYPE	COUNT	TOTAL LAPS	TOTAL TIME
Green	1	10	11:39.290
Red	0	0	0.000
Safety Car	0	0	0.000
FCY	0	0	0.000

Weather / Track : Rain / Wet

BMCRC - MRO Championships 2021 - Rnd 6 @ Brands Hatch Indy

BMCRC Thunderbike Sport & Rookie Minitwins

RACE 11 - STATISTICS

CLASS :

9 Starters

Fastest Lap History

NO	NAME	LAP TIME	TIME OF DAY	LAP	VEHICLE
961	Jack SIM	1:01.090	15:17:22.864	2	Yamaha R6
54	Adam JAMISON	1:00.995	15:17:22.966	2	Yamaha R6
961	Jack SIM	1:00.402	15:18:23.266	3	Yamaha R6
54	Adam JAMISON	1:00.397	15:18:23.354	3	Yamaha R6
54	Adam JAMISON	1:00.236	15:19:23.600	4	Yamaha R6
54	Adam JAMISON	1:00.230	15:20:23.825	5	Yamaha R6
54	Adam JAMISON	59.784	15:21:23.613	6	Yamaha R6

Leader History

NO	NAME	FROM LAP	LAPS LED	DISTANCE	VEHICLE
961	Jack SIM	1	3	3.62 miles	Yamaha R6
54	Adam JAMISON	4	7	8.45 miles	Yamaha R6

BMCRC - MRO Championships 2021 - Rnd 6 @ Brands Hatch Indy

BMCRC Thunderbike Sport & Rookie Minitwins

RACE 11 - STATISTICS

CLASS : R

5 Starters

Fastest Lap History

NO	NAME	LAP TIME	TIME OF DAY	LAP	VEHICLE
333	Mark STUBBERFIELD	1:06.711	15:17:36.361	2	Yamaha R6
49	Oli CHAYTOR	1:06.060	15:17:37.196	2	Yamaha R6
333	Mark STUBBERFIELD	1:05.633	15:18:41.926	3	Yamaha R6
333	Mark STUBBERFIELD	1:05.057	15:20:53.135	5	Yamaha R6
333	Mark STUBBERFIELD	1:04.129	15:21:57.262	6	Yamaha R6
333	Mark STUBBERFIELD	1:03.469	15:25:10.852	9	Yamaha R6

Leader History

NO	NAME	FROM LAP	LAPS LED	DISTANCE	VEHICLE
333	Mark STUBBERFIELD	1	10	12.07 miles	Yamaha R6

BMCRC - MRO Championships 2021 - Rnd 6 @ Brands Hatch Indy

BMCRC Thunderbike Sport & Rookie Minitwins

RACE 11 - STATISTICS

CLASS : RMT

16 Starters

Fastest Lap History

NO	NAME	LAP TIME	TIME OF DAY	LAP	VEHICLE
63	Stephen PERFITT	1:03.177	15:17:26.516	2	Suzuki SV650
62	James KING	1:02.772	15:17:27.358	2	Suzuki SV650
63	Stephen PERFITT	1:02.066	15:18:28.582	3	Suzuki SV650
234	Andy FLUX	1:01.044	15:18:35.095	3	Suzuki SV650
234	Andy FLUX	1:00.897	15:22:41.747	7	Suzuki SV650

Leader History

NO	NAME	FROM LAP	LAPS LED	DISTANCE	VEHICLE
63	Stephen PERFITT	1	10	12.07 miles	Suzuki SV650

BMCRC - MRO Championships 2021 - Rnd 6 @ Brands Hatch Indy

BMCRC Thunderbike Sport & Rookie Minitwins

RACE 11 - GRID (12 Laps)

ROW 13	39	828	David SPENCER	38	351	Sam DIGBY-BAKER	37	260	Greg PYMM
ROW 12	36	241	Barry PRICE	35	136	Gary CHAPMAN	34	81	Malvern MAY
ROW 11	33	10	Jon BARNES	32	9	Chris CAYFORD	31	109	Marc BELL
ROW 10	30	22	Matthew MAY	29	84	Ricardo BRANCO	28	121	Sam KENT
ROW 9	27	177	Antony BAKER	26	101	Glen TRIPP	25	94	Rebecca HOUGHTON
ROW 8	24	139	Rob MARLEY	23	188	Tim FRAMPTON	22	116	Gareth FAITH
ROW 7	21	80	Stephen LANE	20	624	Matthew FEDRICK	19	192	Richard MOFFA
ROW 6	18	168	Aaron DALRYMPLE	17	138	Craig JARMIN	16	48	Shaun WALLIS
ROW 5	15	455	Tyler DONOVAN	14	52	Elliot FRICKER	13	25	Harrison DAY
ROW 4	12	919	Andrew BELLIS	11	132	Ian FOSTER	10	49	Oli CHAYTOR
ROW 3	9	123	Adam FORSYTH	8	333	Mark STUBBERFIELD	7	166	Nik BAKER
ROW 2	6	72	Mark GILLAM	5	62	James KING	4	63	Stephen PERFITT
ROW 1	3	234	Andy FLUX	2	961	Jack SIM	1	54	Adam JAMISON
									Pole

Brands Hatch Indy

Circuit Length = 1.2079 miles

These results are provisional until the conclusion of any judicial and technical matters.

Clerk Of Course :	Stewards :	Timekeeper : Alan Povey
-------------------	------------	-------------------------

Results can be found at www.tsl-timing.com

Printed - 15:30 Saturday, 02 October 2021



BMCRC - MRO Championships 2021 - Rnd 6 @ Brands Hatch Indy



BMCRC Thunderbike Sport & Rookie Minitwins

RACE 11 - CLASSIFICATION

POS	NO	CL	PIC NAME	ENTRY	LAPS	TIME	GAP	DIFF	MPH	BEST	ON
1	961		1 Jack SIM	Yamaha R6 - Platform Lift Engineers Ltd	12	10:50.843			80.17	53.062	5
2	54		2 Adam JAMISON	Yamaha R6 - Team AJR	12	10:58.796	7.953	7.953	79.20	53.699	4
3	52		3 Elliot FRICKER	Honda CBR600 - Petwise.org, S&S, Ride in Bike T	12	10:59.405	8.562	0.609	79.13	52.546	11
4	624		4 Matthew FEDRICK	Yamaha R6 - Matthew Fedrick farriers ltd/ Palmer R	12	10:59.430	8.587	0.025	79.13	52.833	11
5	63*	RMT	1 Stephen PERFITT	Suzuki SV650 - PKP Services Ltd	12	11:06.045	15.202	6.615	78.34	54.142	7
6	828		5 David SPENCER	Suzuki GSXR 600 -	12	11:09.168	18.325	3.123	77.98	53.231	11
7	351		6 Sam DIGBY-BAKER	Yamaha R6 -	12	11:09.231	18.388	0.063	77.97	53.708	11
8	84		7 Ricardo BRANCO	Yamaha R6 - IMP Racing	12	11:09.911	19.068	0.680	77.89	53.800	11
9	123	RMT	2 Adam FORSYTH	Suzuki SV650 - Rock Oil	12	11:12.338	21.495	2.427	77.61	54.054	12
10	166	RMT	3 Nik BAKER	Suzuki SV650 - K66	12	11:12.572	21.729	0.234	77.58	54.127	12
11	168	R	1 Aaron DALRYMPLE	Suzuki GSXR 600 -	12	11:12.683	21.840	0.111	77.57	53.687	11
12	72	RMT	4 Mark GILLAM	Suzuki SV650 - No More Straps Ltd	12	11:22.396	31.553	9.713	76.47	55.357	7
13	62	RMT	5 James KING	Suzuki SV650 - King and Drury construction	12	11:23.373	32.530	0.977	76.36	55.196	12
14	22		8 Matthew MAY	Honda CBR600F3 - Splurgen	12	11:28.781	37.938	5.408	75.76	55.286	10
15	132	RMT	6 Ian FOSTER	Kawasaki EX 650 C9F - Quantum Kitchens	12	11:29.811	38.968	1.030	75.64	56.222	10
16	49	R	2 Oli CHAYTOR	Yamaha R6 - PearTree Racing	12	11:37.002	46.159	7.191	74.86	55.630	12
17	333	R	3 Mark STUBBERFIELD	Yamaha R6 - Polished concrete London	12	11:37.737	46.894	0.735	74.78	56.354	10
18	919	RMT	7 Andrew BELLIS	Suzuki SV650 - Cunco Ltd	12	11:40.608	49.765	2.871	74.48	57.025	11
19	48		9 Shaun WALLIS	Yamaha R6 - MBC Despatch Racing	12	11:41.639	50.796	1.031	74.37	55.260	3
20	80	R	4 Stephen LANE	Kawasaki ZX6R -	12	11:43.766	52.923	2.127	74.14	56.780	7
21	234	RMT	8 Andy FLUX	Suzuki SV650 - Mach 1 Automotive LTD / Goodwin	12	11:45.874	55.031	2.108	73.92	57.047	5
22	188	RMT	9 Tim FRAMPTON	Suzuki SV650 - K66	11	10:55.438	1 Lap	1 Lap	72.98	57.134	9
23	139	R	5 Rob MARLEY	Honda CBR600F3 - PearTree Racing	11	10:59.316	1 Lap	3.878	72.55	58.353	9
24	192*	RMT	10 Richard MOFFA	Suzuki SV650 -	11	11:00.209	1 Lap	0.893	72.45	58.254	9
25	121	RMT	11 Sam KENT	Suzuki SV650 - RAG Racing/ S Kent Construction L	11	11:09.671	1 Lap	9.462	71.43	58.795	7
26	101		10 Glen TRIPP	Honda CBR 600FW - yaki too racing	11	11:10.233	1 Lap	0.562	71.37	57.938	11
27	260	R	6 Greg PYMM	Kawasaki ER6 -	11	11:10.487	1 Lap	0.254	71.34	58.288	7
28	109	R	7 Marc BELL	Yamaha R6 5SL -	11	11:23.536	1 Lap	13.049	69.98	1:00.292	7
29	138	RMT	12 Craig JARMIN	Suzuki SV650 - BK Racing	11	11:30.151	1 Lap	6.615	69.31	1:01.079	9
30	116	RMT	13 Gareth FAITH	Suzuki SV650 - Sitramoto	11	11:30.446	1 Lap	0.295	69.28	1:00.314	10
31	177	RMT	14 Antony BAKER	Suzuki SV650 - 77sports	11	11:30.779	1 Lap	0.333	69.24	1:00.669	8
32	94	RMT	15 Rebecca HOUGHTON	Suzuki SV650 -	10	11:04.640	2 Laps	1 Lap	65.42	1:04.070	3

NOT CLASSIFIED

DNF	455	RMT	Tyler DONOVAN	Suzuki SV650 -	7	6:53.750	5 Laps	3 Laps	73.57	56.442	7
DNF	25		Harrison DAY	Honda CBR 600 -	4	4:05.226	8 Laps	3 Laps	70.93	58.529	3

FASTEST LAP

52			Elliot FRICKER	Honda CBR600 - Petwise.org, S&S, Ride in Bike T	11	52.546		82.75 mph		133.18 kph
168	R		Aaron DALRYMPLE	Suzuki GSXR 600 -	11	53.687		80.99 mph		130.35 kph
123	RMT		Adam FORSYTH	Suzuki SV650 - Rock Oil	12	54.054		80.44 mph		129.47 kph

* Bikes 63 and 192 - Please fit a working transponder

Class - 92.5% of Race Speed = 74.15 mph

Class RMT - 92.5% of Race Speed = 72.46 mph

Class R - 92.5% of Race Speed = 71.75 mph

Weather / Track : Showers / Damp

These results are provisional until the conclusion of any judicial and technical matters.

Brands Hatch Indy: 1.2079 miles

Race Distance: 12 Laps / 14.49 miles

Start: 14:38 Flag 14:49 End: 14:50

Clerk Of Course :	Stewards :	Timekeeper : Alan Povey
-------------------	------------	-------------------------

Results can be found at www.tsl-timing.com

Printed - 14:50 Sunday, 03 October 2021



BMCRC - MRO Championships 2021 - Rnd 6 @ Brands Hatch Indy

BMCRC Thunderbike Sport & Rookie Minitwins

RACE 11 - LAP CHART

LAP 1 @ 14:39:10.531			LAP 2 @ 14:40:04.454			LAP 3 @ 14:40:57.876			LAP 4 @ 14:41:51.000			LAP 5 @ 14:42:44.062		
NO	BEHIND	LAP TIME	NO	BEHIND	LAP TIME	NO	BEHIND	LAP TIME	NO	BEHIND	LAP TIME	NO	BEHIND	LAP TIME
961		58.807	961		53.923	961		53.422	961		53.124	961		53.062
54	2.000	1:00.807	54	2.864	54.787	54	3.551	54.109	54	4.126	53.699	54	4.950	53.886
234	3.374	1:02.181	234	6.722	57.271	52	8.884	55.415	52	9.697	53.937	624	10.747	53.983
63	3.953	1:02.760	63	6.788	56.758	63	8.951	55.585	624	9.826	53.948	52	10.771	54.136
166	4.142	1:02.949	52	6.891	55.921	624	9.002	55.213	63	10.962	55.135	63	12.588	54.688
72	4.865	1:03.672	166	6.982	56.763	166	9.814	56.254	166	12.161	55.471	166	14.003	54.904
52	4.893	1:03.700	624	7.211	55.469	234	10.359	57.059	84	13.547	55.536	84	14.889	54.404
62	4.955	1:03.762	72	7.766	56.824	123	10.721	55.769	48	13.972	56.019	123	17.007	56.032
624	5.665	1:04.472	62	8.299	57.267	72	11.073	56.729	123	14.037	56.440	351	17.069	55.237
132	5.766	1:04.573	123	8.374	56.291	48	11.077	55.260	234	14.785	57.550	828	18.537	55.303
123	6.006	1:04.813	132	8.993	57.150	84	11.135	55.269	351	14.894	55.358	48	18.634	57.724
48	6.883	1:05.690	48	9.239	56.279	62	11.224	56.347	72	14.976	57.027	72	18.757	56.843
919	7.120	1:05.927	84	9.288	55.688	351	12.660	55.456	62	15.001	56.901	234	18.770	57.047
84	7.523	1:06.330	351	10.626	55.717	132	12.692	57.121	828	16.296	54.479	62	19.241	57.302
455	7.852	1:06.659	455	12.021	58.092	828	14.941	55.396	132	16.356	56.788	168	19.703	54.971
49	7.995	1:06.802	919	12.185	58.988	168	15.643	56.768	168	17.794	55.275	132	20.538	57.244
351	8.832	1:07.639	168	12.297	57.204	455	16.685	58.086	22	21.253	56.784	22	24.016	55.825
168	9.016	1:07.823	49	12.655	58.583	919	17.011	58.248	919	21.439	57.552	919	25.915	57.538
333	9.439	1:08.246	828	12.967	57.176	333	17.161	57.486	49	21.925	57.697	49	26.534	57.671
25	9.577	1:08.384	333	13.097	57.581	49	17.352	58.119	333	22.353	58.316	333	26.980	57.689
828	9.714	1:08.521	22	13.921	58.012	22	17.593	57.094	455	23.626	1:00.065	455	28.432	57.868
22	9.832	1:08.639	25	15.379	59.725	80	19.881	57.599	80	24.553	57.796	80	29.060	57.569
139	10.746	1:09.553	80	15.704	58.846	25	20.486	58.529	25	25.950	58.588	139	34.124	59.272
80	10.781	1:09.588	139	16.577	59.754	139	22.398	59.243	139	27.914	58.640	188	34.637	58.969
192	11.231	1:10.038	192	17.542	1:00.234	188	23.570	58.771	188	28.730	58.284	192	35.118	58.576
138	12.420	1:11.227	188	18.221	59.564	192	24.257	1:00.137	192	29.604	58.471	121	40.782	59.555
188	12.580	1:11.387	121	21.072	1:01.541	121	27.895	1:00.245	121	34.289	59.518	101	44.211	1:00.185
109	13.106	1:11.913	109	21.645	1:02.462	101	29.749	1:00.753	101	37.088	1:00.463	260	45.097	59.927
121	13.454	1:12.261	101	22.418	1:02.436	260	30.695	1:00.997	260	38.232	1:00.661	109	47.529	1:01.501
116	13.649	1:12.456	138	22.734	1:04.237	109	30.752	1:02.529	109	39.090	1:01.462	138	49.115	1:01.770
101	13.905	1:12.712	260	23.120	1:02.590	138	31.714	1:02.402	138	40.407	1:01.817	116	49.623	1:01.924
260	14.453	1:13.260	116	23.271	1:03.545	116	31.955	1:02.106	116	40.761	1:01.930	177	50.979	1:01.679
177	15.283	1:14.090	177	24.195	1:02.835	177	33.090	1:02.317	177	42.362	1:02.396			
94	16.021	1:14.828	94	26.744	1:04.646	94	37.392	1:04.070	94	48.359	1:04.091			

Brands Hatch Indy
 Circuit Length = 1.2079 miles
 Start: 14:38 Flag 14:49 End: 14:50

Weather / Track : Showers / Damp

BMCRC - MRO Championships 2021 - Rnd 6 @ Brands Hatch Indy

BMCRC Thunderbike Sport & Rookie Minitwins

RACE 11 - LAP CHART

LAP 6 @ 14:43:38.266			LAP 7 @ 14:44:32.689			LAP 8 @ 14:45:26.488			LAP 9 @ 14:46:21.321			LAP 10 @ 14:47:14.794		
NO	BEHIND	LAP TIME	NO	BEHIND	LAP TIME	NO	BEHIND	LAP TIME	NO	BEHIND	LAP TIME	NO	BEHIND	LAP TIME
961		54.204	961		54.423	961		53.799	961		54.833	961		53.473
54	5.132	54.386	116	1 Lap	1:01.320	260	1 Lap	58.288	121	1 Lap	59.651	54	6.767	54.855
94	1 Lap	1:04.364	138	1 Lap	1:01.870	54	5.604	54.497	101	1 Lap	59.057	121	1 Lap	59.978
624	10.151	53.608	177	1 Lap	1:00.689	109	1 Lap	1:00.292	260	1 Lap	58.780	52	9.400	53.653
52	10.621	54.054	54	4.906	54.197	624	10.111	53.880	54	5.385	54.614	624	9.565	54.063
63	12.652	54.268	624	10.030	54.302	138	1 Lap	1:01.575	624	8.975	53.697	260	1 Lap	58.677
166	14.843	55.044	52	10.328	54.130	52	10.258	53.729	52	9.220	53.795	101	1 Lap	59.866
84	15.489	54.804	63	12.371	54.142	116	1 Lap	1:01.976	109	1 Lap	1:00.866	63	14.338	54.991
351	17.067	54.202	84	15.294	54.228	177	1 Lap	1:01.490	63	12.820	54.532	351	18.438	55.373
123	17.716	54.913	166	16.149	55.729	63	13.121	54.549	84	16.070	55.108	84	18.491	55.894
828	18.661	54.328	94	1 Lap	1:05.810	84	15.795	54.300	138	1 Lap	1:01.203	828	19.070	54.456
168	20.582	55.083	351	16.995	54.351	351	17.430	54.234	351	16.538	53.941	109	1 Lap	1:00.840
72	20.770	56.217	123	17.912	54.619	123	18.919	54.806	177	1 Lap	1:00.669	166	20.814	54.899
62	21.875	56.838	828	18.613	54.375	828	19.043	54.229	116	1 Lap	1:01.497	123	20.933	55.532
132	23.063	56.729	168	20.157	53.998	166	19.179	56.829	828	18.087	53.877	168	22.111	54.525
234	23.211	58.645	72	21.704	55.357	168	21.443	55.085	123	18.874	54.788	138	1 Lap	1:01.079
48	23.218	58.788	62	22.941	55.489	72	23.387	55.482	166	19.388	55.042	177	1 Lap	1:01.605
22	26.137	56.325	132	25.170	56.530	62	25.268	56.126	168	21.059	54.449	116	1 Lap	1:02.032
49	28.683	56.353	234	26.813	58.025	132	27.986	56.615	72	24.677	56.123	72	26.889	55.685
919	28.817	57.106	48	27.780	58.985	94	1 Lap	1:05.731	62	26.918	56.483	62	29.127	55.682
333	29.219	56.443	22	27.929	56.215	22	29.631	55.501	132	29.951	56.798	132	32.700	56.222
455	30.766	56.538	49	30.655	56.395	234	32.625	59.611	22	31.654	56.856	22	33.467	55.286
80	31.702	56.846	333	31.378	56.582	48	33.025	59.044	48	38.272	1:00.080	333	41.650	56.354
139	38.890	58.970	919	31.978	57.584	49	33.920	57.064	333	38.769	59.214	49	42.325	56.885
192	39.377	58.463	455	32.785	56.442	333	34.388	56.809	234	38.889	1:01.097	48	42.765	57.966
188	39.626	59.193	80	34.059	56.780	919	35.306	57.127	49	38.913	59.826	919	43.365	57.630
121	45.985	59.407	139	43.186	58.719	80	37.560	57.300	919	39.208	58.735	234	44.569	59.153
101	49.804	59.797	192	43.750	58.796	139	48.085	58.698	80	41.067	58.340	80	45.035	57.441
260	50.800	59.907	188	43.957	58.754	188	48.672	58.514	94	1 Lap	1:08.501			
109	54.160	1:00.835	121	50.357	58.795	192	49.203	59.252	188	50.973	57.134			
			101	53.734	58.353				139	51.605	58.353			
									192	52.624	58.254			

Weather / Track : Showers / Damp

Brands Hatch Indy
Circuit Length = 1.2079 miles
Start: 14:38 Flag 14:49 End: 14:50

BMCRC - MRO Championships 2021 - Rnd 6 @ Brands Hatch Indy

BMCRC Thunderbike Sport & Rookie Minitwins

RACE 11 - LAP CHART

LAP 11 @ 14:48:09.294			LAP 12 @ 14:49:02.567		
NO	BEHIND	LAP TIME	NO	BEHIND	LAP TIME
961		54.500	961		53.273
188	1 Lap	57.452	188	1 Lap	57.416
94	2 Laps	1:06.335	54	7.953	54.450
139	1 Lap	59.105	139	1 Lap	59.009
192	1 Lap	58.552	52	8.562	54.389
54	6.776	54.509	624	8.587	53.962
52	7.446	52.546	192	1 Lap	59.436
624	7.898	52.833	94	2 Laps	1:06.264
121	1 Lap	59.537	63	15.202	54.309
63	14.166	54.328	828	18.325	53.797
260	1 Lap	59.084	351	18.388	54.015
101	1 Lap	58.673	121	1 Lap	59.183
351	17.646	53.708	84	19.068	54.550
84	17.791	53.800	101	1 Lap	57.938
828	17.801	53.231	260	1 Lap	58.316
123	20.714	54.281	123	21.495	54.054
166	20.875	54.561	166	21.729	54.127
168	21.298	53.687	168	21.840	53.815
109	1 Lap	1:00.362	72	31.553	56.121
72	28.705	56.316	62	32.530	55.196
62	30.607	55.980	109	1 Lap	1:00.474
138	1 Lap	1:01.297	22	37.938	56.091
116	1 Lap	1:00.314	132	38.968	57.063
177	1 Lap	1:01.494	138	1 Lap	1:01.674
22	35.120	56.153	116	1 Lap	1:01.346
132	35.178	56.978	177	1 Lap	1:01.515
333	43.732	56.582	49	46.159	55.630
49	43.802	55.977	333	46.894	56.435
919	45.890	57.025	919	49.765	57.148
48	46.040	57.775	48	50.796	58.029
80	48.841	58.306	80	52.923	57.355
234	49.552	59.483	234	55.031	58.752

Weather / Track : Showers / Damp

BMCRC - MRO Championships 2021 - Rnd 6 @ Brands Hatch Indy

BMCRC Thunderbike Sport & Rookie Minitwins

RACE 11 - SECTOR ANALYSIS



SECTOR 1 = FL to I1, SECTOR 2 = I1 to FL, DIFF = Difference To Personal Best Lap, P = Crossed Finish Line in Pit Lane, D = Time Disallowed

P1 961		Jack SIM		Yamaha R6 - Platform Lift Engineers Ltd			
IDEAL LAP TIME : 52.953		BEST LAP TIME : 53.062		DIFFERENCE : 0.109			
LAP	SECTOR 1	SECTOR 2	LAP TIME	MPH	DIFF	TIME OF DAY	
1 -		21.949	58.807	73.94	5.745	14:39:10.531	
2 -	32.675	21.248	53.923	80.64	0.861	14:40:04.454	
3 -	32.161	21.261	53.422	81.40	0.360	14:40:57.876	
4 -	32.001	21.123	53.124 (2)	81.85	0.062	14:41:51.000	
5 -	31.830	21.232	53.062 (1)	81.95		14:42:44.062	
6 -	32.788	21.416	54.204	80.22	1.142	14:43:38.266	
7 -	32.743	21.680	54.423	79.90	1.361	14:44:32.689	
8 -	32.196	21.603	53.799	80.83	0.737	14:45:26.488	
9 -	32.730	22.103	54.833	79.30	1.771	14:46:21.321	
10 -	32.117	21.356	53.473	81.32	0.411	14:47:14.794	
11 -	32.302	22.198	54.500	79.79	1.438	14:48:09.294	
12 -	31.941	21.332	53.273 (3)	81.62	0.211	14:49:02.567	

P2 54		Adam JAMISON		Yamaha R6 - Team AJR			
IDEAL LAP TIME : 53.598		BEST LAP TIME : 53.699		DIFFERENCE : 0.101			
LAP	SECTOR 1	SECTOR 2	LAP TIME	MPH	DIFF	TIME OF DAY	
1 -		21.712	1:00.807	71.51	7.108	14:39:12.531	
2 -	33.362	21.425	54.787	79.37	1.088	14:40:07.318	
3 -	32.848	21.261	54.109 (3)	80.36	0.410	14:41:01.427	
4 -	32.491	21.208	53.699 (1)	80.98		14:41:55.126	
5 -	32.390	21.496	53.886 (2)	80.70	0.187	14:42:49.012	
6 -	32.955	21.431	54.386	79.95	0.687	14:43:43.398	
7 -	32.612	21.585	54.197	80.23	0.498	14:44:37.595	
8 -	32.997	21.500	54.497	79.79	0.798	14:45:32.092	
9 -	33.281	21.333	54.614	79.62	0.915	14:46:26.706	
10 -	33.102	21.753	54.855	79.27	1.156	14:47:21.561	
11 -	33.202	21.307	54.509	79.77	0.810	14:48:16.070	
12 -	32.600	21.850	54.450	79.86	0.751	14:49:10.520	

P3 52		Elliot FRICKER		Honda CBR600 - Petwise.org, S&S, Ride in Bike Tyres			
IDEAL LAP TIME : 52.546		BEST LAP TIME : 52.546		DIFFERENCE : 0.000			
LAP	SECTOR 1	SECTOR 2	LAP TIME	MPH	DIFF	TIME OF DAY	
1 -		22.501	1:03.700	68.26	11.154	14:39:15.424	
2 -	33.645	22.276	55.921	77.76	3.375	14:40:11.345	
3 -	33.373	22.042	55.415	78.47	2.869	14:41:06.760	
4 -	32.599	21.338	53.937	80.62	1.391	14:42:00.697	
5 -	32.585	21.551	54.136	80.32	1.590	14:42:54.833	
6 -	32.703	21.351	54.054	80.44	1.508	14:43:48.887	
7 -	32.800	21.330	54.130	80.33	1.584	14:44:43.017	
8 -	32.463	21.266	53.729 (3)	80.93	1.183	14:45:36.746	
9 -	32.461	21.334	53.795	80.83	1.249	14:46:30.541	
10 -	32.099	21.554	53.653 (2)	81.05	1.107	14:47:24.194	
11 -	31.741	20.805	52.546 (1)	82.75		14:48:16.740	
12 -	32.279	22.110	54.389	79.95	1.843	14:49:11.129	

BMCRC - MRO Championships 2021 - Rnd 6 @ Brands Hatch Indy

BMCRC Thunderbike Sport & Rookie Minitwins

RACE 11 - SECTOR ANALYSIS



SECTOR 1 = FL to I1, SECTOR 2 = I1 to FL, DIFF = Difference To Personal Best Lap, P = Crossed Finish Line in Pit Lane, D = Time Disallowed

P4 624		Matthew FEDRICK		Yamaha R6 - Matthew Fedrick farriers ltd/ Palmer Race Skool			
IDEAL LAP TIME : 52.833		BEST LAP TIME : 52.833		DIFFERENCE : 0.000			
LAP	SECTOR 1	SECTOR 2	LAP TIME	MPH	DIFF	TIME OF DAY	
1 -		22.139	1:04.472	67.44	11.639	14:39:16.196	
2 -	33.494	21.975	55.469	78.39	2.636	14:40:11.665	
3 -	33.278	21.935	55.213	78.76	2.380	14:41:06.878	
4 -	32.716	21.232	53.948	80.60	1.115	14:42:00.826	
5 -	32.625	21.358	53.983	80.55	1.150	14:42:54.809	
6 -	32.379	21.229	53.608 (2)	81.11	0.775	14:43:48.417	
7 -	32.887	21.415	54.302	80.08	1.469	14:44:42.719	
8 -	32.444	21.436	53.880	80.70	1.047	14:45:36.599	
9 -	32.416	21.281	53.697 (3)	80.98	0.864	14:46:30.296	
10 -	32.668	21.395	54.063	80.43	1.230	14:47:24.359	
11 -	31.981	20.852	52.833 (1)	82.30		14:48:17.192	
12 -	32.326	21.636	53.962	80.58	1.129	14:49:11.154	

P5 63 RMT		Stephen PERFITT		Suzuki SV650 - PKP Services Ltd			
IDEAL LAP TIME :		BEST LAP TIME : 54.142		DIFFERENCE :			
LAP	SECTOR 1	SECTOR 2	LAP TIME	MPH	DIFF	TIME OF DAY	
1 -			1:02.760	69.28	8.618	14:39:14.484	
2 -			56.758	76.61	2.616	14:40:11.242	
3 -			55.585	78.23	1.443	14:41:06.827	
4 -			55.135	78.87	0.993	14:42:01.962	
5 -			54.688	79.51	0.546	14:42:56.650	
6 -			54.268 (2)	80.13	0.126	14:43:50.918	
7 -			54.142 (1)	80.31		14:44:45.060	
8 -			54.549	79.71	0.407	14:45:39.609	
9 -			54.532	79.74	0.390	14:46:34.141	
10 -			54.991	79.07	0.849	14:47:29.132	
11 -			54.328	80.04	0.186	14:48:23.460	
12 -			54.309 (3)	80.07	0.167	14:49:17.769	

P6 828		David SPENCER		Suzuki GSXR 600 -			
IDEAL LAP TIME : 52.758		BEST LAP TIME : 53.231		DIFFERENCE : 0.473			
LAP	SECTOR 1	SECTOR 2	LAP TIME	MPH	DIFF	TIME OF DAY	
1 -		23.400	1:08.521	63.46	15.290	14:39:20.245	
2 -	35.419	21.757	57.176	76.05	3.945	14:40:17.421	
3 -	33.755	21.641	55.396	78.50	2.165	14:41:12.817	
4 -	32.897	21.582	54.479	79.82	1.248	14:42:07.296	
5 -	32.921	22.382	55.303	78.63	2.072	14:43:02.599	
6 -	33.028	21.300	54.328	80.04	1.097	14:43:56.927	
7 -	32.934	21.441	54.375	79.97	1.144	14:44:51.302	
8 -	33.163	21.066	54.229	80.18	0.998	14:45:45.531	
9 -	32.857	21.020	53.877 (3)	80.71	0.646	14:46:39.408	
10 -	33.752	20.704	54.456	79.85	1.225	14:47:33.864	
11 -	32.054	21.177	53.231 (1)	81.69		14:48:27.095	
12 -	32.080	21.717	53.797 (2)	80.83	0.566	14:49:20.892	

BMCRC - MRO Championships 2021 - Rnd 6 @ Brands Hatch Indy

BMCRC Thunderbike Sport & Rookie Minitwins

RACE 11 - SECTOR ANALYSIS



SECTOR 1 = FL to I1, SECTOR 2 = I1 to FL, DIFF = Difference To Personal Best Lap, P = Crossed Finish Line in Pit Lane, D = Time Disallowed

P7 351		Sam DIGBY-BAKER		Yamaha R6 -		
IDEAL LAP TIME : 53.562		BEST LAP TIME : 53.708		DIFFERENCE : 0.146		
LAP	SECTOR 1	SECTOR 2	LAP TIME	MPH	DIFF	TIME OF DAY
1 -		23.138	1:07.639	64.29	13.931	14:39:19.363
2 -	33.775	21.942	55.717	78.04	2.009	14:40:15.080
3 -	33.241	22.215	55.456	78.41	1.748	14:41:10.536
4 -	33.098	22.260	55.358	78.55	1.650	14:42:05.894
5 -	33.363	21.874	55.237	78.72	1.529	14:43:01.131
6 -	32.463	21.739	54.202	80.22	0.494	14:43:55.333
7 -	32.725	21.626	54.351	80.00	0.643	14:44:49.684
8 -	32.570	21.664	54.234	80.18	0.526	14:45:43.918
9 -	32.254	21.687	53.941 (2)	80.61	0.233	14:46:37.859
10 -	32.768	22.605	55.373	78.53	1.665	14:47:33.232
11 -	32.217	21.491	53.708 (1)	80.96		14:48:26.940
12 -	32.071	21.944	54.015 (3)	80.50	0.307	14:49:20.955

P8 84		Ricardo BRANCO		Yamaha R6 - IMP Racing		
IDEAL LAP TIME : 53.685		BEST LAP TIME : 53.800		DIFFERENCE : 0.115		
LAP	SECTOR 1	SECTOR 2	LAP TIME	MPH	DIFF	TIME OF DAY
1 -		22.596	1:06.330	65.55	12.530	14:39:18.054
2 -	33.555	22.133	55.688	78.08	1.888	14:40:13.742
3 -	33.436	21.833	55.269	78.68	1.469	14:41:09.011
4 -	33.554	21.982	55.536	78.30	1.736	14:42:04.547
5 -	32.710	21.694	54.404	79.93	0.604	14:42:58.951
6 -	33.062	21.742	54.804	79.34	1.004	14:43:53.755
7 -	32.566	21.662	54.228 (2)	80.19	0.428	14:44:47.983
8 -	32.597	21.703	54.300 (3)	80.08	0.500	14:45:42.283
9 -	32.875	22.233	55.108	78.91	1.308	14:46:37.391
10 -	33.180	22.714	55.894	77.80	2.094	14:47:33.285
11 -	32.440	21.360	53.800 (1)	80.82		14:48:27.085
12 -	32.325	22.225	54.550	79.71	0.750	14:49:21.635

P9 123 RMT		Adam FORSYTH		Suzuki SV650 - Rock Oil		
IDEAL LAP TIME : 54.054		BEST LAP TIME : 54.054		DIFFERENCE : 0.000		
LAP	SECTOR 1	SECTOR 2	LAP TIME	MPH	DIFF	TIME OF DAY
1 -		22.936	1:04.813	67.09	10.759	14:39:16.537
2 -	33.820	22.471	56.291	77.25	2.237	14:40:12.828
3 -	33.661	22.108	55.769	77.97	1.715	14:41:08.597
4 -	34.068	22.372	56.440	77.04	2.386	14:42:05.037
5 -	33.903	22.129	56.032	77.60	1.978	14:43:01.069
6 -	33.050	21.863	54.913	79.19	0.859	14:43:55.982
7 -	32.792	21.827	54.619 (3)	79.61	0.565	14:44:50.601
8 -	33.092	21.714	54.806	79.34	0.752	14:45:45.407
9 -	32.959	21.829	54.788	79.37	0.734	14:46:40.195
10 -	33.956	21.576	55.532	78.30	1.478	14:47:35.727
11 -	32.655	21.626	54.281 (2)	80.11	0.227	14:48:30.008
12 -	32.655	21.399	54.054 (1)	80.44		14:49:24.062

BMCRC - MRO Championships 2021 - Rnd 6 @ Brands Hatch Indy

BMCRC Thunderbike Sport & Rookie Minitwins

RACE 11 - SECTOR ANALYSIS



SECTOR 1 = FL to I1, SECTOR 2 = I1 to FL, DIFF = Difference To Personal Best Lap, P = Crossed Finish Line in Pit Lane, D = Time Disallowed

P10 166 RMT Nik BAKER		Suzuki SV650 - K66				
IDEAL LAP TIME : 54.116		BEST LAP TIME : 54.127		DIFFERENCE : 0.011		
LAP	SECTOR 1	SECTOR 2	LAP TIME	MPH	DIFF	TIME OF DAY
1 -		22.754	1:02.949	69.08	8.822	14:39:14.673
2 -	34.291	22.472	56.763	76.60	2.636	14:40:11.436
3 -	34.032	22.222	56.254	77.30	2.127	14:41:07.690
4 -	33.577	21.894	55.471	78.39	1.344	14:42:03.161
5 -	33.264	21.640	54.904	79.20	0.777	14:42:58.065
6 -	33.354	21.690	55.044	79.00	0.917	14:43:53.109
7 -	33.264	22.465	55.729	78.03	1.602	14:44:48.838
8 -	34.806	22.023	56.829	76.52	2.702	14:45:45.667
9 -	33.173	21.869	55.042	79.00	0.915	14:46:40.709
10 -	33.349	21.550	54.899 (3)	79.21	0.772	14:47:35.608
11 -	32.914	21.647	54.561 (2)	79.70	0.434	14:48:30.169
12 -	32.566	21.561	54.127 (1)	80.34		14:49:24.296

P11 168 R Aaron DALRYMPLE		Suzuki GSXR 600 -				
IDEAL LAP TIME : 53.587		BEST LAP TIME : 53.687		DIFFERENCE : 0.100		
LAP	SECTOR 1	SECTOR 2	LAP TIME	MPH	DIFF	TIME OF DAY
1 -		24.007	1:07.823	64.11	14.136	14:39:19.547
2 -	34.745	22.459	57.204	76.01	3.517	14:40:16.751
3 -	34.611	22.157	56.768	76.60	3.081	14:41:13.519
4 -	33.400	21.875	55.275	78.67	1.588	14:42:08.794
5 -	33.057	21.914	54.971	79.10	1.284	14:43:03.765
6 -	33.441	21.642	55.083	78.94	1.396	14:43:58.848
7 -	32.668	21.330	53.998 (3)	80.53	0.311	14:44:52.846
8 -	33.407	21.678	55.085	78.94	1.398	14:45:47.931
9 -	32.780	21.669	54.449	79.86	0.762	14:46:42.380
10 -	32.712	21.813	54.525	79.75	0.838	14:47:36.905
11 -	32.486	21.201	53.687 (1)	80.99		14:48:30.592
12 -	32.386	21.429	53.815 (2)	80.80	0.128	14:49:24.407

P12 72 RMT Mark GILLAM		Suzuki SV650 - No More Straps Ltd				
IDEAL LAP TIME : 55.199		BEST LAP TIME : 55.357		DIFFERENCE : 0.158		
LAP	SECTOR 1	SECTOR 2	LAP TIME	MPH	DIFF	TIME OF DAY
1 -		22.864	1:03.672	68.29	8.315	14:39:15.396
2 -	34.021	22.803	56.824	76.52	1.467	14:40:12.220
3 -	33.883	22.846	56.729	76.65	1.372	14:41:08.949
4 -	34.305	22.722	57.027	76.25	1.670	14:42:05.976
5 -	34.026	22.817	56.843	76.50	1.486	14:43:02.819
6 -	33.982	22.235	56.217	77.35	0.860	14:43:59.036
7 -	33.072	22.285	55.357 (1)	78.55		14:44:54.393
8 -	33.355	22.127	55.482 (2)	78.37	0.125	14:45:49.875
9 -	33.631	22.492	56.123	77.48	0.766	14:46:45.998
10 -	33.377	22.308	55.685 (3)	78.09	0.328	14:47:41.683
11 -	33.944	22.372	56.316	77.21	0.959	14:48:37.999
12 -	33.449	22.672	56.121	77.48	0.764	14:49:34.120

Weather / Track : Showers / Damp

Brands Hatch Indy
Circuit Length = 1.2079 miles
Start: 14:38 Flag 14:49 End: 14:50

BMCRC - MRO Championships 2021 - Rnd 6 @ Brands Hatch Indy

BMCRC Thunderbike Sport & Rookie Minitwins

RACE 11 - SECTOR ANALYSIS



SECTOR 1 = FL to I1, SECTOR 2 = I1 to FL, DIFF = Difference To Personal Best Lap, P = Crossed Finish Line in Pit Lane, D = Time Disallowed

P13 62 RMT James KING			Suzuki SV650 - King and Drury construction			
IDEAL LAP TIME : 55.170		BEST LAP TIME : 55.196		DIFFERENCE : 0.026		
LAP	SECTOR 1	SECTOR 2	LAP TIME	MPH	DIFF	TIME OF DAY
1 -		22.639	1:03.762	68.20	8.566	14:39:15.486
2 -	34.790	22.477	57.267	75.93	2.071	14:40:12.753
3 -	34.093	22.254	56.347	77.17	1.151	14:41:09.100
4 -	34.308	22.593	56.901	76.42	1.705	14:42:06.001
5 -	34.451	22.851	57.302	75.88	2.106	14:43:03.303
6 -	34.796	22.042	56.838	76.50	1.642	14:44:00.141
7 -	33.376	22.113	55.489 (2)	78.36	0.293	14:44:55.630
8 -	33.671	22.455	56.126	77.47	0.930	14:45:51.756
9 -	34.095	22.388	56.483	76.98	1.287	14:46:48.239
10 -	33.537	22.145	55.682 (3)	78.09	0.486	14:47:43.921
11 -	33.325	22.655	55.980	77.68	0.784	14:48:39.901
12 -	33.351	21.845	55.196 (1)	78.78		14:49:35.097

P14 22 Matthew MAY			Honda CBR600F3 - Splurgen			
IDEAL LAP TIME : 55.205		BEST LAP TIME : 55.286		DIFFERENCE : 0.081		
LAP	SECTOR 1	SECTOR 2	LAP TIME	MPH	DIFF	TIME OF DAY
1 -		23.799	1:08.639	63.35	13.353	14:39:20.363
2 -	35.686	22.326	58.012	74.96	2.726	14:40:18.375
3 -	34.993	22.101	57.094	76.16	1.808	14:41:15.469
4 -	34.377	22.407	56.784	76.58	1.498	14:42:12.253
5 -	33.714	22.111	55.825 (3)	77.89	0.539	14:43:08.078
6 -	33.847	22.478	56.325	77.20	1.039	14:44:04.403
7 -	34.110	22.105	56.215	77.35	0.929	14:45:00.618
8 -	33.631	21.870	55.501 (2)	78.35	0.215	14:45:56.119
9 -	34.728	22.128	56.856	76.48	1.570	14:46:52.975
10 -	33.335	21.951	55.286 (1)	78.65		14:47:48.261
11 -	34.079	22.074	56.153	77.44	0.867	14:48:44.414
12 -	33.528	22.563	56.091	77.52	0.805	14:49:40.505

P15 132 RMT Ian FOSTER			Kawasaki EX 650 C9F - Quantum Kitchens			
IDEAL LAP TIME : 56.222		BEST LAP TIME : 56.222		DIFFERENCE : 0.000		
LAP	SECTOR 1	SECTOR 2	LAP TIME	MPH	DIFF	TIME OF DAY
1 -		22.902	1:04.573	67.34	8.351	14:39:16.297
2 -	34.638	22.512	57.150	76.09	0.928	14:40:13.447
3 -	34.685	22.436	57.121	76.12	0.899	14:41:10.568
4 -	34.383	22.405	56.788	76.57	0.566	14:42:07.356
5 -	34.614	22.630	57.244	75.96	1.022	14:43:04.600
6 -	34.018	22.711	56.729	76.65	0.507	14:44:01.329
7 -	34.085	22.445	56.530 (2)	76.92	0.308	14:44:57.859
8 -	34.238	22.377	56.615 (3)	76.81	0.393	14:45:54.474
9 -	34.341	22.457	56.798	76.56	0.576	14:46:51.272
10 -	33.945	22.277	56.222 (1)	77.34		14:47:47.494
11 -	34.370	22.608	56.978	76.32	0.756	14:48:44.472
12 -	34.400	22.663	57.063	76.20	0.841	14:49:41.535

BMCRC - MRO Championships 2021 - Rnd 6 @ Brands Hatch Indy

BMCRC Thunderbike Sport & Rookie Minitwins

RACE 11 - SECTOR ANALYSIS



SECTOR 1 = FL to I1, SECTOR 2 = I1 to FL, DIFF = Difference To Personal Best Lap, P = Crossed Finish Line in Pit Lane, D = Time Disallowed

P16 49 R Oli CHAYTOR		Yamaha R6 - PearTree Racing				
IDEAL LAP TIME : 55.630		BEST LAP TIME : 55.630		DIFFERENCE : 0.000		
LAP	SECTOR 1	SECTOR 2	LAP TIME	MPH	DIFF	TIME OF DAY
1 -		23.235	1:06.802	65.09	11.172	14:39:18.526
2 -	35.856	22.727	58.583	74.22	2.953	14:40:17.109
3 -	35.769	22.350	58.119	74.82	2.489	14:41:15.228
4 -	35.045	22.652	57.697	75.36	2.067	14:42:12.925
5 -	35.112	22.559	57.671	75.40	2.041	14:43:10.596
6 -	34.196	22.157	56.353 (3)	77.16	0.723	14:44:06.949
7 -	34.014	22.381	56.395	77.10	0.765	14:45:03.344
8 -	34.568	22.496	57.064	76.20	1.434	14:46:00.408
9 -	36.417	23.409	59.826	72.68	4.196	14:47:00.234
10 -	34.905	21.980	56.885	76.44	1.255	14:47:57.119
11 -	33.988	21.989	55.977 (2)	77.68	0.347	14:48:53.096
12 -	33.739	21.891	55.630 (1)	78.17		14:49:48.726

P17 333 R Mark STUBBERFIELD		Yamaha R6 - Polished concrete London				
IDEAL LAP TIME : 55.813		BEST LAP TIME : 56.354		DIFFERENCE : 0.541		
LAP	SECTOR 1	SECTOR 2	LAP TIME	MPH	DIFF	TIME OF DAY
1 -		24.495	1:08.246	63.71	11.892	14:39:19.970
2 -	34.876	22.705	57.581	75.52	1.227	14:40:17.551
3 -	34.948	22.538	57.486	75.64	1.132	14:41:15.037
4 -	35.372	22.944	58.316	74.56	1.962	14:42:13.353
5 -	34.880	22.809	57.689	75.38	1.335	14:43:11.042
6 -	34.083	22.360	56.443 (3)	77.04	0.089	14:44:07.485
7 -	33.751	22.831	56.582	76.85	0.228	14:45:04.067
8 -	34.147	22.662	56.809	76.54	0.455	14:46:00.876
9 -	35.745	23.469	59.214	73.43	2.860	14:47:00.090
10 -	34.041	22.313	56.354 (1)	77.16		14:47:56.444
11 -	34.343	22.239	56.582	76.85	0.228	14:48:53.026
12 -	34.373	22.062	56.435 (2)	77.05	0.081	14:49:49.461

P18 919 RMT Andrew BELLIS		Suzuki SV650 - Cunco Ltd				
IDEAL LAP TIME : 56.754		BEST LAP TIME : 57.025		DIFFERENCE : 0.271		
LAP	SECTOR 1	SECTOR 2	LAP TIME	MPH	DIFF	TIME OF DAY
1 -		23.492	1:05.927	65.96	8.902	14:39:17.651
2 -	35.958	23.030	58.988	73.72	1.963	14:40:16.639
3 -	35.370	22.878	58.248	74.65	1.223	14:41:14.887
4 -	34.368	23.184	57.552	75.55	0.527	14:42:12.439
5 -	34.810	22.728	57.538	75.57	0.513	14:43:09.977
6 -	34.421	22.685	57.106 (2)	76.14	0.081	14:44:07.083
7 -	35.123	22.461	57.584	75.51	0.559	14:45:04.667
8 -	34.383	22.744	57.127 (3)	76.12	0.102	14:46:01.794
9 -	35.485	23.250	58.735	74.03	1.710	14:47:00.529
10 -	35.157	22.473	57.630	75.45	0.605	14:47:58.159
11 -	34.327	22.698	57.025 (1)	76.25		14:48:55.184
12 -	34.293	22.855	57.148	76.09	0.123	14:49:52.332

Weather / Track : Showers / Damp

Brands Hatch Indy
Circuit Length = 1.2079 miles
Start: 14:38 Flag 14:49 End: 14:50

BMCRC - MRO Championships 2021 - Rnd 6 @ Brands Hatch Indy

BMCRC Thunderbike Sport & Rookie Minitwins

RACE 11 - SECTOR ANALYSIS



SECTOR 1 = FL to I1, SECTOR 2 = I1 to FL, DIFF = Difference To Personal Best Lap, P = Crossed Finish Line in Pit Lane, D = Time Disallowed

P19 48		Shaun WALLIS		Yamaha R6 - MBC Despatch Racing			
IDEAL LAP TIME : 55.239		BEST LAP TIME : 55.260		DIFFERENCE : 0.021			
LAP	SECTOR 1	SECTOR 2	LAP TIME	MPH	DIFF	TIME OF DAY	
1 -		23.172	1:05.690	66.19	10.430	14:39:17.414	
2 -	33.980	22.299	56.279 (3)	77.26	1.019	14:40:13.693	
3 -	33.377	21.883	55.260 (1)	78.69		14:41:08.953	
4 -	33.356	22.663	56.019 (2)	77.62	0.759	14:42:04.972	
5 -	34.618	23.106	57.724	75.33	2.464	14:43:02.696	
6 -	35.465	23.323	58.788	73.97	3.528	14:44:01.484	
7 -	35.621	23.364	58.985	73.72	3.725	14:45:00.469	
8 -	35.744	23.300	59.044	73.65	3.784	14:45:59.513	
9 -	36.607	23.473	1:00.080	72.38	4.820	14:46:59.593	
10 -	34.957	23.009	57.966	75.01	2.706	14:47:57.559	
11 -	34.536	23.239	57.775	75.26	2.515	14:48:55.334	
12 -	34.857	23.172	58.029	74.93	2.769	14:49:53.363	

P20 80 R		Stephen LANE		Kawasaki ZX6R -			
IDEAL LAP TIME : 56.634		BEST LAP TIME : 56.780		DIFFERENCE : 0.146			
LAP	SECTOR 1	SECTOR 2	LAP TIME	MPH	DIFF	TIME OF DAY	
1 -		25.129	1:09.588	62.49	12.808	14:39:21.312	
2 -	35.684	23.162	58.846	73.89	2.066	14:40:20.158	
3 -	34.760	22.839	57.599	75.49	0.819	14:41:17.757	
4 -	34.839	22.957	57.796	75.24	1.016	14:42:15.553	
5 -	34.470	23.099	57.569	75.53	0.789	14:43:13.122	
6 -	34.304	22.542	56.846 (2)	76.49	0.066	14:44:09.968	
7 -	34.092	22.688	56.780 (1)	76.58		14:45:06.748	
8 -	34.532	22.768	57.300 (3)	75.89	0.520	14:46:04.048	
9 -	34.742	23.598	58.340	74.53	1.560	14:47:02.388	
10 -	34.726	22.715	57.441	75.70	0.661	14:47:59.829	
11 -	35.158	23.148	58.306	74.58	1.526	14:48:58.135	
12 -	34.446	22.909	57.355	75.81	0.575	14:49:55.490	

P21 234 RMT		Andy FLUX		Suzuki SV650 - Mach 1 Automotive LTD / Goodwin Pest Manag			
IDEAL LAP TIME : 56.768		BEST LAP TIME : 57.047		DIFFERENCE : 0.279			
LAP	SECTOR 1	SECTOR 2	LAP TIME	MPH	DIFF	TIME OF DAY	
1 -		22.416	1:02.181	69.93	5.134	14:39:13.905	
2 -	34.647	22.624	57.271 (3)	75.93	0.224	14:40:11.176	
3 -	34.664	22.395	57.059 (2)	76.21	0.012	14:41:08.235	
4 -	34.680	22.870	57.550	75.56	0.503	14:42:05.785	
5 -	34.373	22.674	57.047 (1)	76.22		14:43:02.832	
6 -	35.531	23.114	58.645	74.15	1.598	14:44:01.477	
7 -	34.816	23.209	58.025	74.94	0.978	14:44:59.502	
8 -	36.055	23.556	59.611	72.94	2.564	14:45:59.113	
9 -	37.078	24.019	1:01.097	71.17	4.050	14:47:00.210	
10 -	35.947	23.206	59.153	73.51	2.106	14:47:59.363	
11 -	35.997	23.486	59.483	73.10	2.436	14:48:58.846	
12 -	35.519	23.233	58.752	74.01	1.705	14:49:57.598	

BMCRC - MRO Championships 2021 - Rnd 6 @ Brands Hatch Indy

BMCRC Thunderbike Sport & Rookie Minitwins

RACE 11 - SECTOR ANALYSIS



SECTOR 1 = FL to I1, SECTOR 2 = I1 to FL, DIFF = Difference To Personal Best Lap, P = Crossed Finish Line in Pit Lane, D = Time Disallowed

P22 188 RMT Tim FRAMPTON			Suzuki SV650 - K66			
IDEAL LAP TIME : 57.048		BEST LAP TIME : 57.134		DIFFERENCE : 0.086		
LAP	SECTOR 1	SECTOR 2	LAP TIME	MPH	DIFF	TIME OF DAY
1 -		25.000	1:11.387	60.91	14.253	14:39:23.111
2 -	36.133	23.431	59.564	73.00	2.430	14:40:22.675
3 -	35.791	22.980	58.771	73.99	1.637	14:41:21.446
4 -	35.428	22.856	58.284	74.61	1.150	14:42:19.730
5 -	35.819	23.150	58.969	73.74	1.835	14:43:18.699
6 -	35.917	23.276	59.193	73.46	2.059	14:44:17.892
7 -	35.702	23.052	58.754	74.01	1.620	14:45:16.646
8 -	35.293	23.221	58.514	74.31	1.380	14:46:15.160
9 -	34.289	22.845	57.134 (1)	76.11		14:47:12.294
10 -	34.522	22.930	57.452 (3)	75.69	0.318	14:48:09.746
11 -	34.657	22.759	57.416 (2)	75.73	0.282	14:49:07.162

P23 139 R Rob MARLEY			Honda CBR600F3 - PearTree Racing			
IDEAL LAP TIME : 58.348		BEST LAP TIME : 58.353		DIFFERENCE : 0.005		
LAP	SECTOR 1	SECTOR 2	LAP TIME	MPH	DIFF	TIME OF DAY
1 -		24.456	1:09.553	62.52	11.200	14:39:21.277
2 -	36.539	23.215	59.754	72.77	1.401	14:40:21.031
3 -	35.941	23.302	59.243	73.40	0.890	14:41:20.274
4 -	35.346	23.294	58.640 (2)	74.15	0.287	14:42:18.914
5 -	35.874	23.398	59.272	73.36	0.919	14:43:18.186
6 -	35.768	23.202	58.970	73.74	0.617	14:44:17.156
7 -	35.381	23.338	58.719	74.05	0.366	14:45:15.875
8 -	35.405	23.293	58.698 (3)	74.08	0.345	14:46:14.573
9 -	35.351	23.002	58.353 (1)	74.52		14:47:12.926
10 -	35.789	23.316	59.105	73.57	0.752	14:48:12.031
11 -	35.905	23.104	59.009	73.69	0.656	14:49:11.040

P24 192 RMT Richard MOFFA			Suzuki SV650 -			
IDEAL LAP TIME :		BEST LAP TIME : 58.254		DIFFERENCE :		
LAP	SECTOR 1	SECTOR 2	LAP TIME	MPH	DIFF	TIME OF DAY
1 -			1:10.038	62.08	11.784	14:39:21.762
2 -			1:00.234	72.19	1.980	14:40:21.996
3 -			1:00.137	72.31	1.883	14:41:22.133
4 -			58.471 (3)	74.37	0.217	14:42:20.604
5 -			58.576	74.23	0.322	14:43:19.180
6 -			58.463 (2)	74.38	0.209	14:44:17.643
7 -			58.796	73.96	0.542	14:45:16.439
8 -			59.252	73.39	0.998	14:46:15.691
9 -			58.254 (1)	74.64		14:47:13.945
10 -			58.552	74.26	0.298	14:48:12.497
11 -			59.436	73.16	1.182	14:49:11.933

P25 121 RMT Sam KENT			Suzuki SV650 - RAG Racing/ S Kent Construction Ltd			
IDEAL LAP TIME : 58.676		BEST LAP TIME : 58.795		DIFFERENCE : 0.119		
LAP	SECTOR 1	SECTOR 2	LAP TIME	MPH	DIFF	TIME OF DAY
1 -		25.077	1:12.261	60.17	13.466	14:39:23.985
2 -	37.041	24.500	1:01.541	70.66	2.746	14:40:25.526
3 -	35.928	24.317	1:00.245	72.18	1.450	14:41:25.771
4 -	35.643	23.875	59.518	73.06	0.723	14:42:25.289
5 -	35.919	23.636	59.555	73.01	0.760	14:43:24.844
6 -	35.635	23.772	59.407 (3)	73.20	0.612	14:44:24.251
7 -	35.333	23.462	58.795 (1)	73.96		14:45:23.046
8 -	35.915	23.736	59.651	72.90	0.856	14:46:22.697
9 -	35.810	24.168	59.978	72.50	1.183	14:47:22.675
10 -	36.194	23.343	59.537	73.04	0.742	14:48:22.212
11 -	35.628	23.555	59.183 (2)	73.47	0.388	14:49:21.395

Weather / Track : Showers / Damp

Brands Hatch Indy
Circuit Length = 1.2079 miles
Start: 14:38 Flag 14:49 End: 14:50

BMCRC - MRO Championships 2021 - Rnd 6 @ Brands Hatch Indy

BMCRC Thunderbike Sport & Rookie Minitwins

RACE 11 - SECTOR ANALYSIS



SECTOR 1 = FL to I1, SECTOR 2 = I1 to FL, DIFF = Difference To Personal Best Lap, P = Crossed Finish Line in Pit Lane, D = Time Disallowed

P26 101		Glen TRIPP		Honda CBR 600FW - yaki too racing			
IDEAL LAP TIME : 57.938		BEST LAP TIME : 57.938		DIFFERENCE : 0.000			
LAP	SECTOR 1	SECTOR 2	LAP TIME	MPH	DIFF	TIME OF DAY	
1 -		25.313	1:12.712	59.80	14.774	14:39:24.436	
2 -	37.886	24.550	1:02.436	69.64	4.498	14:40:26.872	
3 -	36.893	23.860	1:00.753	71.57	2.815	14:41:27.625	
4 -	36.758	23.705	1:00.463	71.92	2.525	14:42:28.088	
5 -	36.639	23.546	1:00.185	72.25	2.247	14:43:28.273	
6 -	36.414	23.383	59.797	72.72	1.859	14:44:28.070	
7 -	35.366	22.987	58.353 (2)	74.52	0.415	14:45:26.423	
8 -	35.957	23.100	59.057	73.63	1.119	14:46:25.480	
9 -	36.295	23.571	59.866	72.63	1.928	14:47:25.346	
10 -	35.647	23.026	58.673 (3)	74.11	0.735	14:48:24.019	
11 -	34.977	22.961	57.938 (1)	75.05		14:49:21.957	

P27 260 R		Greg PYMM		Kawasaki ER6 -			
IDEAL LAP TIME : 57.666		BEST LAP TIME : 58.288		DIFFERENCE : 0.622			
LAP	SECTOR 1	SECTOR 2	LAP TIME	MPH	DIFF	TIME OF DAY	
1 -		25.619	1:13.260	59.35	14.972	14:39:24.984	
2 -	37.595	24.995	1:02.590	69.47	4.302	14:40:27.574	
3 -	36.799	24.198	1:00.997	71.29	2.709	14:41:28.571	
4 -	36.144	24.517	1:00.661	71.68	2.373	14:42:29.232	
5 -	35.749	24.178	59.927	72.56	1.639	14:43:29.159	
6 -	35.958	23.949	59.907	72.58	1.619	14:44:29.066	
7 -	35.043	23.245	58.288 (1)	74.60		14:45:27.354	
8 -	35.336	23.444	58.780	73.98	0.492	14:46:26.134	
9 -	34.976	23.701	58.677 (3)	74.11	0.389	14:47:24.811	
10 -	35.448	23.636	59.084	73.60	0.796	14:48:23.895	
11 -	34.421	23.895	58.316 (2)	74.56	0.028	14:49:22.211	

P28 109 R		Marc BELL		Yamaha R6 5SL -			
IDEAL LAP TIME : 59.945		BEST LAP TIME : 1:00.292		DIFFERENCE : 0.347			
LAP	SECTOR 1	SECTOR 2	LAP TIME	MPH	DIFF	TIME OF DAY	
1 -		25.165	1:11.913	60.47	11.621	14:39:23.637	
2 -	37.593	24.869	1:02.462	69.61	2.170	14:40:26.099	
3 -	37.777	24.752	1:02.529	69.54	2.237	14:41:28.628	
4 -	37.184	24.278	1:01.462	70.75	1.170	14:42:30.090	
5 -	37.036	24.465	1:01.501	70.70	1.209	14:43:31.591	
6 -	36.672	24.163	1:00.835	71.48	0.543	14:44:32.426	
7 -	36.387	23.905	1:00.292 (1)	72.12		14:45:32.718	
8 -	37.239	23.627	1:00.866	71.44	0.574	14:46:33.584	
9 -	36.595	24.245	1:00.840	71.47	0.548	14:47:34.424	
10 -	36.662	23.700	1:00.362 (2)	72.04	0.070	14:48:34.786	
11 -	36.916	23.558	1:00.474 (3)	71.90	0.182	14:49:35.260	

P29 138 RMT		Craig JARMIN		Suzuki SV650 - BK Racing			
IDEAL LAP TIME : 1:01.052		BEST LAP TIME : 1:01.079		DIFFERENCE : 0.027			
LAP	SECTOR 1	SECTOR 2	LAP TIME	MPH	DIFF	TIME OF DAY	
1 -		25.288	1:11.227	61.05	10.148	14:39:22.951	
2 -	38.932	25.305	1:04.237	67.69	3.158	14:40:27.188	
3 -	37.938	24.464	1:02.402	69.68	1.323	14:41:29.590	
4 -	37.220	24.597	1:01.817	70.34	0.738	14:42:31.407	
5 -	37.128	24.642	1:01.770	70.39	0.691	14:43:33.177	
6 -	37.267	24.603	1:01.870	70.28	0.791	14:44:35.047	
7 -	37.147	24.428	1:01.575	70.62	0.496	14:45:36.622	
8 -	36.713	24.490	1:01.203 (2)	71.05	0.124	14:46:37.825	
9 -	36.652	24.427	1:01.079 (1)	71.19		14:47:38.904	
10 -	36.625	24.672	1:01.297 (3)	70.94	0.218	14:48:40.201	
11 -	37.063	24.611	1:01.674	70.50	0.595	14:49:41.875	

Weather / Track : Showers / Damp

Brands Hatch Indy
Circuit Length = 1.2079 miles
Start: 14:38 Flag 14:49 End: 14:50

BMCRC - MRO Championships 2021 - Rnd 6 @ Brands Hatch Indy

BMCRC Thunderbike Sport & Rookie Minitwins

RACE 11 - SECTOR ANALYSIS



SECTOR 1 = FL to I1, SECTOR 2 = I1 to FL, DIFF = Difference To Personal Best Lap, P = Crossed Finish Line in Pit Lane, D = Time Disallowed

P30 116 RMT Gareth FAITH			Suzuki SV650 - Sitramoto			
IDEAL LAP TIME : 1:00.314		BEST LAP TIME : 1:00.314		DIFFERENCE : 0.000		
LAP	SECTOR 1	SECTOR 2	LAP TIME	MPH	DIFF	TIME OF DAY
1 -		25.455	1:12.456	60.01	12.142	14:39:24.180
2 -	39.229	24.316	1:03.545	68.43	3.231	14:40:27.725
3 -	37.925	24.181	1:02.106	70.01	1.792	14:41:29.831
4 -	37.627	24.303	1:01.930	70.21	1.616	14:42:31.761
5 -	37.702	24.222	1:01.924	70.22	1.610	14:43:33.685
6 -	37.318	24.002	1:01.320 (2)	70.91	1.006	14:44:35.005
7 -	37.561	24.415	1:01.976	70.16	1.662	14:45:36.981
8 -	37.692	23.805	1:01.497	70.71	1.183	14:46:38.478
9 -	38.060	23.972	1:02.032	70.10	1.718	14:47:40.510
10 -	36.598	23.716	1:00.314 (1)	72.09		14:48:40.824
11 -	36.630	24.716	1:01.346 (3)	70.88	1.032	14:49:42.170

P31 177 RMT Antony BAKER			Suzuki SV650 - 77sports			
IDEAL LAP TIME : 1:00.513		BEST LAP TIME : 1:00.669		DIFFERENCE : 0.156		
LAP	SECTOR 1	SECTOR 2	LAP TIME	MPH	DIFF	TIME OF DAY
1 -		25.574	1:14.090	58.69	13.421	14:39:25.814
2 -	38.042	24.793	1:02.835	69.20	2.166	14:40:28.649
3 -	37.572	24.745	1:02.317	69.78	1.648	14:41:30.966
4 -	37.666	24.730	1:02.396	69.69	1.727	14:42:33.362
5 -	37.126	24.553	1:01.679	70.50	1.010	14:43:35.041
6 -	36.790	23.899	1:00.689 (2)	71.65	0.020	14:44:35.730
7 -	37.091	24.399	1:01.490 (3)	70.72	0.821	14:45:37.220
8 -	36.614	24.055	1:00.669 (1)	71.67		14:46:37.889
9 -	37.164	24.441	1:01.605	70.58	0.936	14:47:39.494
10 -	36.972	24.522	1:01.494	70.71	0.825	14:48:40.988
11 -	37.016	24.499	1:01.515	70.69	0.846	14:49:42.503

P32 94 RMT Rebecca HOUGHTON			Suzuki SV650 -			
IDEAL LAP TIME : 1:04.042		BEST LAP TIME : 1:04.070		DIFFERENCE : 0.028		
LAP	SECTOR 1	SECTOR 2	LAP TIME	MPH	DIFF	TIME OF DAY
1 -		26.343	1:14.828	58.11	10.758	14:39:26.552
2 -	39.667	24.979	1:04.646	67.26	0.576	14:40:31.198
3 -	39.095	24.975	1:04.070 (1)	67.87		14:41:35.268
4 -	39.075	25.016	1:04.091 (2)	67.85	0.021	14:42:39.359
5 -	39.397	24.967	1:04.364 (3)	67.56	0.294	14:43:43.723
6 -	39.927	25.883	1:05.810	66.07	1.740	14:44:49.533
7 -	39.821	25.910	1:05.731	66.15	1.661	14:45:55.264
8 -	41.451	27.050	1:08.501	63.48	4.431	14:47:03.765
9 -	40.648	25.687	1:06.335	65.55	2.265	14:48:10.100
10 -	40.742	25.522	1:06.264	65.62	2.194	14:49:16.364

P33 455 RMT Tyler DONOVAN			Suzuki SV650 -			
IDEAL LAP TIME : 56.169		BEST LAP TIME : 56.442		DIFFERENCE : 0.273		
LAP	SECTOR 1	SECTOR 2	LAP TIME	MPH	DIFF	TIME OF DAY
1 -		24.266	1:06.659	65.23	10.217	14:39:18.383
2 -	34.916	23.176	58.092	74.85	1.650	14:40:16.475
3 -	34.862	23.224	58.086	74.86	1.644	14:41:14.561
4 -	34.032	26.033	1:00.065	72.39	3.623	14:42:14.626
5 -	34.707	23.161	57.868 (3)	75.14	1.426	14:43:12.494
6 -	34.018	22.520	56.538 (2)	76.91	0.096	14:44:09.032
7 -	33.649	22.793	56.442 (1)	77.04		14:45:05.474

Weather / Track : Showers / Damp

Brands Hatch Indy
Circuit Length = 1.2079 miles
Start: 14:38 Flag 14:49 End: 14:50

BMCRC - MRO Championships 2021 - Rnd 6 @ Brands Hatch Indy

BMCRC Thunderbike Sport & Rookie Minitwins

RACE 11 - SECTOR ANALYSIS



SECTOR 1 = FL to I1, SECTOR 2 = I1 to FL, DIFF = Difference To Personal Best Lap, P = Crossed Finish Line in Pit Lane, D = Time Disallowed

P34 25		Harrison DAY		Honda CBR 600 -		
IDEAL LAP TIME : 58.504		BEST LAP TIME : 58.529		DIFFERENCE : 0.025		
LAP	SECTOR 1	SECTOR 2	LAP TIME	MPH	DIFF	TIME OF DAY
1 -		24.497	1:08.384	63.59	9.855	14:39:20.108
2 -	36.283	23.442	59.725 (3)	72.81	1.196	14:40:19.833
3 -	35.244	23.285	58.529 (1)	74.29		14:41:18.362
4 -	35.219	23.369	58.588 (2)	74.22	0.059	14:42:16.950

BMCRC - MRO Championships 2021 - Rnd 6 @ Brands Hatch Indy

BMCRC Thunderbike Sport & Rookie Minitwins

RACE 11 - BEST SECTORS

SECTOR 1			SECTOR 2			IDEAL / BEST COMPARISON						
POS	NO	NAME	TIME	NO	NAME	TIME	POS	NO	NAME	IDEAL	BEST	DIFF
									PERFECT LAP	52.445		
1	52	FRICKER	31.741	828	SPENCER	20.704	1	52	FRICKER	52.546	52.546	0.000
2	961	SIM	31.830	52	FRICKER	20.805	2	828	SPENCER	52.758	53.231	0.473
3	624	FEDRICK	31.981	624	FEDRICK	20.852	3	624	FEDRICK	52.833	52.833	0.000
4	828	SPENCER	32.054	961	SIM	21.123	4	961	SIM	52.953	53.062	0.109
5	351	DIGBY-BAKER	32.071	168	DALRYMPLE	21.201	5	351	DIGBY-BAKER	53.562	53.708	0.146
6	84	BRANCO	32.325	54	JAMISON	21.208	6	168	DALRYMPLE	53.587	53.687	0.100
7	168	DALRYMPLE	32.386	84	BRANCO	21.360	7	54	JAMISON	53.598	53.699	0.101
8	54	JAMISON	32.390	123	FORSYTH	21.399	8	84	BRANCO	53.685	53.800	0.115
9	166	BAKER	32.566	351	DIGBY-BAKER	21.491	9	123	FORSYTH	54.054	54.054	0.000
10	123	FORSYTH	32.655	166	BAKER	21.550	10	166	BAKER	54.116	54.127	0.011
11	72	GILLAM	33.072	62	KING	21.845	11	62	KING	55.170	55.196	0.026
12	62	KING	33.325	22	MAY	21.870	12	72	GILLAM	55.199	55.357	0.158
13	22	MAY	33.335	48	WALLIS	21.883	13	22	MAY	55.205	55.286	0.081
14	48	WALLIS	33.356	49	CHAYTOR	21.891	14	48	WALLIS	55.239	55.260	0.021
15	455	DONOVAN	33.649	333	STUBBERFIELD	22.062	15	49	CHAYTOR	55.630	55.630	0.000
16	49	CHAYTOR	33.739	72	GILLAM	22.127	16	333	STUBBERFIELD	55.813	56.354	0.541
17	333	STUBBERFIELD	33.751	132	FOSTER	22.277	17	455	DONOVAN	56.169	56.442	0.273
18	132	FOSTER	33.945	234	FLUX	22.395	18	132	FOSTER	56.222	56.222	0.000
19	80	LANE	34.092	919	BELLIS	22.461	19	80	LANE	56.634	56.780	0.146
20	188	FRAMPTON	34.289	455	DONOVAN	22.520	20	919	BELLIS	56.754	57.025	0.271
21	919	BELLIS	34.293	80	LANE	22.542	21	234	FLUX	56.768	57.047	0.279
22	234	FLUX	34.373	188	FRAMPTON	22.759	22	188	FRAMPTON	57.048	57.134	0.086
23	260	PYMM	34.421	101	TRIPP	22.961	23	260	PYMM	57.666	58.288	0.622
24	101	TRIPP	34.977	139	MARLEY	23.002	24	101	TRIPP	57.938	57.938	0.000
25	25	DAY	35.219	260	PYMM	23.245	25	139	MARLEY	58.348	58.353	0.005
26	121	KENT	35.333	25	DAY	23.285	26	25	DAY	58.504	58.529	0.025
27	139	MARLEY	35.346	121	KENT	23.343	27	121	KENT	58.676	58.795	0.119
28	109	BELL	36.387	109	BELL	23.558	28	109	BELL	59.945	1:00.292	0.347
29	116	FAITH	36.598	116	FAITH	23.716	29	116	FAITH	1:00.314	1:00.314	0.000
30	177	BAKER	36.614	177	BAKER	23.899	30	177	BAKER	1:00.513	1:00.669	0.156
31	138	JARMIN	36.625	138	JARMIN	24.427	31	138	JARMIN	1:01.052	1:01.079	0.027
32	94	HOUGHTON	39.075	94	HOUGHTON	24.967	32	94	HOUGHTON	1:04.042	1:04.070	0.028
33							33	63	PERFITT		54.142	
34							34	192	MOFFA		58.254	

Weather / Track : Showers / Damp

Results can be found at www.tsl-timing.com

Brands Hatch Indy
Circuit Length = 1.2079 miles
Start: 14:38 Flag 14:49 End: 14:50

Printed - 14:51 Sunday, 03 October 2021

BMCRC - MRO Championships 2021 - Rnd 6 @ Brands Hatch Indy

BMCRC Thunderbike Sport & Rookie Minitwins

RACE 11 - STATISTICS

Competitors Started 34
Planned Start 2021-10-03 @ 13:06:00.000
Actual Start 2021-10-03 @ 14:38:11.723
Finish Time 2021-10-03 @ 14:49:02.566
Track Length 1.2079mi.
Total Laps 383
Total Distance Covered 462.6431mi.

Session Fastest Lap History

NO	CL	NAME	LAP TIME	TIME OF DAY	LAP	VEHICLE
961		Jack SIM	53.923	14:40:04.467	2	Yamaha R6
961		Jack SIM	53.422	14:40:57.888	3	Yamaha R6
961		Jack SIM	53.124	14:41:51.013	4	Yamaha R6
961		Jack SIM	53.062	14:42:44.074	5	Yamaha R6
52		Elliot FRICKER	52.546	14:48:16.764	11	Honda CBR600

Session Leader History

NO	CL	NAME	FROM LAP	LAPS LED	DISTANCE	VEHICLE
961		Jack SIM	1	12	14.49 miles	Yamaha R6

Flag History

TYPE	TIME OF DAY
GREEN	14:38:11.723
FINISH	14:49:02.566

Flag Statistics

TYPE	COUNT	TOTAL LAPS	TOTAL TIME
Green	1	12	11:54.386
Red	0	0	0.000
Safety Car	0	0	0.000
FCY	0	0	0.000

BMCRC - MRO Championships 2021 - Rnd 6 @ Brands Hatch Indy

BMCRC Thunderbike Sport & Rookie Minitwins

RACE 11 - STATISTICS

CLASS :

11 Starters

Fastest Lap History

NO	NAME	LAP TIME	TIME OF DAY	LAP	VEHICLE
961	Jack SIM	53.923	14:40:04.467	2	Yamaha R6
961	Jack SIM	53.422	14:40:57.888	3	Yamaha R6
961	Jack SIM	53.124	14:41:51.013	4	Yamaha R6
961	Jack SIM	53.062	14:42:44.074	5	Yamaha R6
52	Elliot FRICKER	52.546	14:48:16.764	11	Honda CBR600

Leader History

NO	NAME	FROM LAP	LAPS LED	DISTANCE	VEHICLE
961	Jack SIM	1	12	14.49 miles	Yamaha R6

BMCRC - MRO Championships 2021 - Rnd 6 @ Brands Hatch Indy

BMCRC Thunderbike Sport & Rookie Minitwins

RACE 11 - STATISTICS

CLASS : R

7 Starters

Fastest Lap History

NO	NAME	LAP TIME	TIME OF DAY	LAP	VEHICLE
168	Aaron DALRYMPLE	57.204	14:40:16.773	2	Suzuki GSXR 600
168	Aaron DALRYMPLE	56.768	14:41:13.542	3	Suzuki GSXR 600
168	Aaron DALRYMPLE	55.275	14:42:08.816	4	Suzuki GSXR 600
168	Aaron DALRYMPLE	54.971	14:43:03.789	5	Suzuki GSXR 600
168	Aaron DALRYMPLE	53.998	14:44:52.868	7	Suzuki GSXR 600
168	Aaron DALRYMPLE	53.687	14:48:30.615	11	Suzuki GSXR 600

Leader History

NO	NAME	FROM LAP	LAPS LED	DISTANCE	VEHICLE
49	Oli CHAYTOR	1	1	1.20 miles	Yamaha R6
168	Aaron DALRYMPLE	2	11	13.28 miles	Suzuki GSXR 600

BMCRC - MRO Championships 2021 - Rnd 6 @ Brands Hatch Indy

BMCRC Thunderbike Sport & Rookie Minitwins

RACE 11 - STATISTICS

CLASS : RMT

16 Starters

Fastest Lap History

NO	NAME	LAP TIME	TIME OF DAY	LAP	VEHICLE
234	Andy FLUX	57.271	14:40:11.242	2	Suzuki SV650
63	Stephen PERFITT	56.758	14:40:11.242	2	Suzuki SV650
123	Adam FORSYTH	56.291	14:40:12.828	2	Suzuki SV650
63	Stephen PERFITT	55.585	14:41:06.827	3	Suzuki SV650
63	Stephen PERFITT	55.135	14:42:01.962	4	Suzuki SV650
63	Stephen PERFITT	54.688	14:42:56.650	5	Suzuki SV650
63	Stephen PERFITT	54.268	14:43:50.918	6	Suzuki SV650
63	Stephen PERFITT	54.142	14:44:45.060	7	Suzuki SV650
123	Adam FORSYTH	54.054	14:49:24.085	12	Suzuki SV650

Leader History

NO	NAME	FROM LAP	LAPS LED	DISTANCE	VEHICLE
234	Andy FLUX	1	2	2.41 miles	Suzuki SV650
63	Stephen PERFITT	3	10	12.07 miles	Suzuki SV650

BMCRC - MRO Championships 2021 - Rnd 6 @ Brands Hatch Indy

BMCRC Thunderbike Sport & Rookie Minitwins

RACE 22 - GRID (10 Laps)

ROW 13	39	241	Barry PRICE	38	136	Gary CHAPMAN	37	81	Malvern MAY
ROW 12	36	10	Jon BARNES	35	9	Chris CAYFORD	34	94	Rebecca HOUGHTON
ROW 11			1:01.079			1:00.669			1:00.314
ROW 10	33	138	Craig JARMIN	32	177	Antony BAKER	31	116	Gareth FAITH
ROW 9			1:00.292			58.795			58.529
ROW 8	30	109	Marc BELL	29	121	Sam KENT	28	25	Harrison DAY
ROW 7			58.353			58.288			58.254
ROW 6	27	139	Rob MARLEY	26	260	Greg PYMM	25	192	Richard MOFFA
ROW 5			57.938			57.134			57.047
ROW 4	24	101	Glen TRIPP	23	188	Tim FRAMPTON	22	234	Andy FLUX
ROW 3			57.025			56.780			56.442
ROW 2	21	919	Andrew BELLIS	20	80	Stephen LANE	19	455	Tyler DONOVAN
ROW 1			56.354			56.222			55.630
ROW 13	18	333	Mark STUBBERFIELD	17	132	Ian FOSTER	16	49	Oli CHAYTOR
ROW 12			55.357			55.286			55.260
ROW 11	15	72	Mark GILLAM	14	22	Matthew MAY	13	48	Shaun WALLIS
ROW 10			55.196			54.142			54.127
ROW 9	12	62	James KING	11	63	Stephen PERFITT	10	166	Nik BAKER
ROW 8			54.054			53.800			53.708
ROW 7	9	123	Adam FORSYTH	8	84	Ricardo BRANCO	7	351	Sam DIGBY-BAKER
ROW 6			53.699			53.687			53.231
ROW 5	6	54	Adam JAMISON	5	168	Aaron DALRYMPLE	4	828	David SPENCER
ROW 4			53.062			52.833			52.546
ROW 3	3	961	Jack SIM	2	624	Matthew FEDRICK	1	52	Elliot FRICKER
ROW 2									Pole

These results are provisional until the conclusion of any judicial and technical matters.

Brands Hatch Indy
Circuit Length = 1.2079 miles

Clerk Of Course :	Stewards :	Timekeeper : Alan Povey
-------------------	------------	-------------------------

Results can be found at www.tsl-timing.com

Printed - 14:53 Sunday, 03 October 2021



BMCRC - MRO Championships 2021 - Rnd 6 @ Brands Hatch Indy



BMCRC Thunderbike Sport & Rookie Minitwins

RACE 22 - CLASSIFICATION

POS	NO	CL	PIC NAME	ENTRY	LAPS	TIME	GAP	DIFF	MPH	BEST	ON
1	961		1 Jack SIM	Yamaha R6 - Platform Lift Engineers Ltd	7	6:06.260			83.11	51.027	5
2	52		2 Elliot FRICKER	Honda CBR600 - Petwise.org, S&S, Ride in Bike Ty	7	6:13.691	7.431	7.431	81.45	52.094	7
3	828		3 David SPENCER	Suzuki GSXR 600 -	7	6:13.868	7.608	0.177	81.41	51.982	6
4	54		4 Adam JAMISON	Yamaha R6 - Team AJR	7	6:16.300	10.040	2.432	80.89	52.485	5
5	624		5 Matthew FEDRICK	Yamaha R6 - Matthew Fedrick farriers ltd/ Palmer R	7	6:16.808	10.548	0.508	80.78	52.477	5
6	48		6 Shaun WALLIS	Yamaha R6 - MBC Despatch Racing	7	6:27.051	20.791	10.243	78.64	53.726	6
7	84		7 Ricardo BRANCO	Yamaha R6 - IMP Racing	7	6:27.558	21.298	0.507	78.54	53.921	7
8	351		8 Sam DIGBY-BAKER	Yamaha R6 -	7	6:28.930	22.670	1.372	78.26	53.953	7
9	123	RMT	1 Adam FORSYTH	Suzuki SV650 - Rock Oil	7	6:29.227	22.967	0.297	78.20	54.096	7
10	166	RMT	2 Nik BAKER	Suzuki SV650 - K66	7	6:29.410	23.150	0.183	78.17	54.108	7
11	22		9 Matthew MAY	Honda CBR600F3 - Splurgen	7	6:33.473	27.213	4.063	77.36	54.562	6
12	168	R	1 Aaron DALRYMPLE	Suzuki GSXR 600 -	7	6:33.545	27.285	0.072	77.34	54.401	5
13	62	RMT	3 James KING	Suzuki SV650 - King and Drury construction	7	6:35.391	29.131	1.846	76.98	54.958	6
14	72	RMT	4 Mark GILLAM	Suzuki SV650 - No More Straps Ltd	7	6:35.592	29.332	0.201	76.94	54.902	3
15	132	RMT	5 Ian FOSTER	Kawasaki EX 650 C9F - Quantum Kitchens	7	6:36.849	30.589	1.257	76.70	54.991	5
16	25		10 Harrison DAY	Honda CBR 600 -	7	6:43.854	37.594	7.005	75.37	55.423	6
17	333	R	2 Mark STUBBERFIELD	Yamaha R6 - Polished concrete London	7	6:46.355	40.095	2.501	74.91	56.115	6
18	139	R	3 Rob MARLEY	Honda CBR600F3 - PearTree Racing	7	6:51.294	45.034	4.939	74.01	56.189	6
19	455	RMT	6 Tyler DONOVAN	Suzuki SV650 -	7	6:52.647	46.387	1.353	73.76	56.720	4
20	234	RMT	7 Andy FLUX	Suzuki SV650 - Mach 1 Automotive LTD / Goodwin	7	6:52.765	46.505	0.118	73.74	57.233	4
21	260	R	4 Greg PYMM	Kawasaki ER6 -	7	6:55.375	49.115	2.610	73.28	57.155	5
22	49	R	5 Oli CHAYTOR	Yamaha R6 - PearTree Racing	7	6:55.483	49.223	0.108	73.26	57.905	3
23	188	RMT	8 Tim FRAMPTON	Suzuki SV650 - K66	7	6:56.572	50.312	1.089	73.07	57.228	5
24	101		11 Glen TRIPP	Honda CBR 600FW - yaki too racing	7	7:04.633	58.373	8.061	71.68	58.951	4
25	138	RMT	9 Craig JARMIN	Suzuki SV650 - BK Racing	6	6:13.821	1 Lap	1 Lap	69.79	1:00.449	6
26	116	RMT	10 Gareth FAITH	Suzuki SV650 - Sitramoto	6	6:20.980	1 Lap	7.159	68.48	1:01.708	3
27	177	RMT	11 Antony BAKER	Suzuki SV650 - 77sports	6	6:21.809	1 Lap	0.829	68.33	1:01.635	2
28	94	RMT	12 Rebecca HOUGHTON	Suzuki SV650 -	6	6:29.037	1 Lap	7.228	67.06	1:02.598	5

NOT CLASSIFIED

DNF	80	R	Stephen LANE	Kawasaki ZX6R -	2	4:47.972	5 Laps	4 Laps	30.20		
-----	----	---	--------------	-----------------	---	----------	--------	--------	-------	--	--

FASTEST LAP

961			Jack SIM	Yamaha R6 - Platform Lift Engineers Ltd	5	51.027			85.22 mph	137.15 kph
123	RMT		Adam FORSYTH	Suzuki SV650 - Rock Oil	7	54.096			80.38 mph	129.37 kph
168	R		Aaron DALRYMPLE	Suzuki GSXR 600 -	5	54.401			79.93 mph	128.64 kph

Class - 92.5% of Race Speed = 76.87 mph
 Class RMT - 92.5% of Race Speed = 72.33 mph
 Class R - 92.5% of Race Speed = 71.53 mph

Brands Hatch Indy: 1.2079 miles

Race Distance: 7 Laps / 8.45 miles

Start: 17:40 Flag 17:46 End: 17:47

Weather / Track : Sunny / Dry

These results are provisional until the conclusion of any judicial and technical matters.

Clerk Of Course :	Stewards :	Timekeeper : Alan Povey
-------------------	------------	-------------------------

Results can be found at www.tsl-timing.com

Printed - 17:48 Sunday, 03 October 2021



BMCRC - MRO Championships 2021 - Rnd 6 @ Brands Hatch Indy

BMCRC Thunderbike Sport & Rookie Minitwins

RACE 22 - LAP CHART

LAP 1 @ 17:41:01.027			LAP 2 @ 17:41:53.113			LAP 3 @ 17:42:44.585			LAP 4 @ 17:43:35.894			LAP 5 @ 17:44:26.921		
NO	BEHIND	LAP TIME	NO	BEHIND	LAP TIME	NO	BEHIND	LAP TIME	NO	BEHIND	LAP TIME	NO	BEHIND	LAP TIME
961		57.407	961		52.086	961		51.472	961		51.309	961		51.027
52	0.528	57.935	52	1.522	53.080	52	3.047	52.997	52	4.556	52.818	94	1 Lap	1:02.651
624	1.022	58.429	624	1.883	52.947	624	3.426	53.015	624	4.928	52.811	52	5.808	52.279
828	1.191	58.598	828	2.173	53.068	828	3.598	52.897	54	5.046	52.753	624	6.378	52.477
54	1.537	58.944	54	2.357	52.906	54	3.602	52.717	828	5.208	52.919	54	6.504	52.485
84	3.039	1:00.446	84	5.970	55.017	84	9.504	55.006	84	12.675	54.480	828	6.565	52.384
48	3.628	1:01.035	48	6.299	54.757	48	9.725	54.898	48	13.161	54.745	84	15.936	54.288
123	4.165	1:01.572	351	6.837	54.632	351	10.322	54.957	351	13.755	54.742	48	16.150	54.016
166	4.276	1:01.683	123	7.325	55.246	123	10.665	54.812	123	14.089	54.733	351	17.343	54.615
351	4.291	1:01.698	166	7.521	55.331	166	10.790	54.741	166	14.207	54.726	123	17.659	54.597
72	5.325	1:02.732	72	8.951	55.712	72	12.381	54.902	72	16.369	55.297	166	17.816	54.636
62	5.522	1:02.929	62	9.476	56.040	62	13.240	55.236	22	17.116	54.687	22	20.667	54.578
168	5.994	1:03.401	168	9.566	55.658	168	13.492	55.398	168	17.740	55.557	72	20.979	55.637
22	6.280	1:03.687	22	9.789	55.595	22	13.738	55.421	62	17.946	56.015	168	21.114	54.401
132	6.503	1:03.910	132	10.249	55.832	132	14.120	55.343	132	18.360	55.549	62	22.152	55.233
80	7.303	1:04.710	234	13.645	57.805	234	19.443	57.270	25	24.521	56.251	132	22.324	54.991
234	7.926	1:05.333	333	14.316	58.068	333	19.537	56.693	333	25.089	56.861	80	3 Laps	3:43.262 P
333	8.334	1:05.741	25	14.795	58.086	25	19.579	56.256	234	25.367	57.233	25	29.263	55.769
455	8.458	1:05.865	455	14.922	58.550	455	20.710	57.260	455	26.121	56.720	333	30.332	56.270
49	8.591	1:05.998	49	15.329	58.824	49	21.762	57.905	49	28.418	57.965	455	32.834	57.740
25	8.795	1:06.202	139	15.849	58.755	139	22.247	57.870	139	28.712	57.774	234	33.241	58.901
139	9.180	1:06.587	188	16.729	58.546	188	23.952	58.695	260	30.714	58.031	139	35.139	57.454
260	10.210	1:07.617	260	17.166	59.042	260	23.992	58.298	188	30.999	58.356	49	35.731	58.340
188	10.269	1:07.676	101	19.216	1:00.408	101	27.609	59.865	101	35.251	58.951	260	36.842	57.155
101	10.894	1:08.301	138	21.608	1:01.568	138	31.262	1:01.126	138	40.410	1:00.457	188	37.200	57.228
138	12.126	1:09.533	116	23.354	1:02.277	116	33.590	1:01.708	116	44.661	1:02.380	101	43.393	59.169
116	13.163	1:10.570	177	23.822	1:01.635	177	34.439	1:02.089	177	45.370	1:02.240	138	50.071	1:00.688
177	14.273	1:11.680	94	28.055	1:04.983	94	40.015	1:03.432						
94	15.158	1:12.565												

Weather / Track : Sunny / Dry

Brands Hatch Indy
Circuit Length = 1.2079 miles
Start: 17:40 Flag 17:46 End: 17:47

BMCRC - MRO Championships 2021 - Rnd 6 @ Brands Hatch Indy

BMCRC Thunderbike Sport & Rookie Minitwins

RACE 22 - LAP CHART

LAP 6 @ 17:45:18.288			LAP 7 @ 17:46:09.880		
NO	BEHIND	LAP TIME	NO	BEHIND	LAP TIME
961		51.367	961		51.592
116	1 Lap	1:02.125	52	7.431	52.094
177	1 Lap	1:01.862	138	1 Lap	1:00.449
52	6.929	52.488	828	7.608	52.020
828	7.180	51.982	54	10.040	53.788
54	7.844	52.707	624	10.548	53.770
624	8.370	53.359	116	1 Lap	1:01.920
94	1 Lap	1:02.598	177	1 Lap	1:02.303
48	18.509	53.726	48	20.791	53.874
84	18.969	54.400	84	21.298	53.921
351	20.309	54.333	351	22.670	53.953
123	20.463	54.171	94	1 Lap	1:02.808
166	20.634	54.185	123	22.967	54.096
22	23.862	54.562	166	23.150	54.108
168	24.291	54.544	22	27.213	54.943
72	25.535	55.923	168	27.285	54.586
62	25.743	54.958	62	29.131	54.980
132	26.564	55.607	72	29.332	55.389
25	33.319	55.423	132	30.589	55.617
333	35.080	56.115	25	37.594	55.867
455	39.853	58.386	333	40.095	56.607
234	39.886	58.012	139	45.034	56.665
139	39.961	56.189	455	46.387	58.126
49	42.411	58.047	234	46.505	58.211
260	43.372	57.897	260	49.115	57.335
188	44.005	58.172	49	49.223	58.404
101	50.983	58.957	188	50.312	57.899
			101	58.373	58.982

Weather / Track : Sunny / Dry

Results can be found at www.tsl-timing.com

Page 2 of 2

Brands Hatch Indy
Circuit Length = 1.2079 miles
Start: 17:40 Flag 17:46 End: 17:47

Printed - 17:49 Sunday, 03 October 2021

BMCRC - MRO Championships 2021 - Rnd 6 @ Brands Hatch Indy

BMCRC Thunderbike Sport & Rookie Minitwins

RACE 22 - SECTOR ANALYSIS



SECTOR 1 = FL to I1, SECTOR 2 = I1 to FL, DIFF = Difference To Personal Best Lap, P = Crossed Finish Line in Pit Lane, D = Time Disallowed

P1 961 Jack SIM		Yamaha R6 - Platform Lift Engineers Ltd				
IDEAL LAP TIME : 51.027		BEST LAP TIME : 51.027		DIFFERENCE : 0.000		
LAP	SECTOR 1	SECTOR 2	LAP TIME	MPH	DIFF	TIME OF DAY
1 -		21.310	57.407	75.74	6.380	17:41:01.027
2 -	31.234	20.852	52.086	83.48	1.059	17:41:53.113
3 -	30.661	20.811	51.472	84.48	0.445	17:42:44.585
4 -	30.728	20.581	51.309 (2)	84.75	0.282	17:43:35.894
5 -	30.639	20.388	51.027 (1)	85.22		17:44:26.921
6 -	30.752	20.615	51.367 (3)	84.65	0.340	17:45:18.288
7 -	30.988	20.604	51.592	84.28	0.565	17:46:09.880

P2 52 Elliot FRICKER		Honda CBR600 - Petwise.org, S&S, Ride in Bike Tyres				
IDEAL LAP TIME : 52.090		BEST LAP TIME : 52.094		DIFFERENCE : 0.004		
LAP	SECTOR 1	SECTOR 2	LAP TIME	MPH	DIFF	TIME OF DAY
1 -		21.371	57.935	75.05	5.841	17:41:01.555
2 -	31.905	21.175	53.080	81.92	0.986	17:41:54.635
3 -	31.795	21.202	52.997	82.05	0.903	17:42:47.632
4 -	31.695	21.123	52.818	82.33	0.724	17:43:40.450
5 -	31.483	20.796	52.279 (2)	83.18	0.185	17:44:32.729
6 -	31.488	21.000	52.488 (3)	82.84	0.394	17:45:25.217
7 -	31.294	20.800	52.094 (1)	83.47		17:46:17.311

P3 828 David SPENCER		Suzuki GSXR 600 -				
IDEAL LAP TIME : 51.862		BEST LAP TIME : 51.982		DIFFERENCE : 0.120		
LAP	SECTOR 1	SECTOR 2	LAP TIME	MPH	DIFF	TIME OF DAY
1 -		21.004	58.598	74.21	6.616	17:41:02.218
2 -	32.316	20.752	53.068	81.94	1.086	17:41:55.286
3 -	31.884	21.013	52.897	82.20	0.915	17:42:48.183
4 -	32.052	20.867	52.919	82.17	0.937	17:43:41.102
5 -	31.792	20.592	52.384 (3)	83.01	0.402	17:44:33.486
6 -	31.529	20.453	51.982 (1)	83.65		17:45:25.468
7 -	31.409	20.611	52.020 (2)	83.59	0.038	17:46:17.488

P4 54 Adam JAMISON		Yamaha R6 - Team AJR				
IDEAL LAP TIME : 52.485		BEST LAP TIME : 52.485		DIFFERENCE : 0.000		
LAP	SECTOR 1	SECTOR 2	LAP TIME	MPH	DIFF	TIME OF DAY
1 -		21.111	58.944	73.77	6.459	17:41:02.564
2 -	32.066	20.840	52.906	82.19	0.421	17:41:55.470
3 -	31.984	20.733	52.717 (3)	82.48	0.232	17:42:48.187
4 -	31.922	20.831	52.753	82.43	0.268	17:43:40.940
5 -	31.773	20.712	52.485 (1)	82.85		17:44:33.425
6 -	31.880	20.827	52.707 (2)	82.50	0.222	17:45:26.132
7 -	32.966	20.822	53.788	80.84	1.303	17:46:19.920

P5 624 Matthew FEDRICK		Yamaha R6 - Matthew Fedrick farriers ltd/ Palmer Race Skool				
IDEAL LAP TIME : 52.477		BEST LAP TIME : 52.477		DIFFERENCE : 0.000		
LAP	SECTOR 1	SECTOR 2	LAP TIME	MPH	DIFF	TIME OF DAY
1 -		21.276	58.429	74.42	5.952	17:41:02.049
2 -	31.952	20.995	52.947 (3)	82.13	0.470	17:41:54.996
3 -	31.937	21.078	53.015	82.02	0.538	17:42:48.011
4 -	31.835	20.976	52.811 (2)	82.34	0.334	17:43:40.822
5 -	31.615	20.862	52.477 (1)	82.86		17:44:33.299
6 -	32.142	21.217	53.359	81.49	0.882	17:45:26.658
7 -	32.601	21.169	53.770	80.87	1.293	17:46:20.428

Weather / Track : Sunny / Dry

Brands Hatch Indy
Circuit Length = 1.2079 miles
Start: 17:40 Flag 17:46 End: 17:47

BMCRC - MRO Championships 2021 - Rnd 6 @ Brands Hatch Indy

BMCRC Thunderbike Sport & Rookie Minitwins

RACE 22 - SECTOR ANALYSIS



SECTOR 1 = FL to I1, SECTOR 2 = I1 to FL, DIFF = Difference To Personal Best Lap, P = Crossed Finish Line in Pit Lane, D = Time Disallowed

P6 48		Shaun WALLIS		Yamaha R6 - MBC Despatch Racing		
IDEAL LAP TIME : 53.705		BEST LAP TIME : 53.726		DIFFERENCE : 0.021		
LAP	SECTOR 1	SECTOR 2	LAP TIME	MPH	DIFF	TIME OF DAY
1 -		21.987	1:01.035	71.24	7.309	17:41:04.655
2 -	32.941	21.816	54.757	79.41	1.031	17:41:59.412
3 -	32.938	21.960	54.898	79.21	1.172	17:42:54.310
4 -	32.767	21.978	54.745	79.43	1.019	17:43:49.055
5 -	32.402	21.614	54.016 (3)	80.50	0.290	17:44:43.071
6 -	32.358	21.368	53.726 (1)	80.94		17:45:36.797
7 -	32.337	21.537	53.874 (2)	80.71	0.148	17:46:30.671

P7 84		Ricardo BRANCO		Yamaha R6 - IMP Racing		
IDEAL LAP TIME : 53.921		BEST LAP TIME : 53.921		DIFFERENCE : 0.000		
LAP	SECTOR 1	SECTOR 2	LAP TIME	MPH	DIFF	TIME OF DAY
1 -		22.010	1:00.446	71.94	6.525	17:41:04.066
2 -	33.105	21.912	55.017	79.04	1.096	17:41:59.083
3 -	33.058	21.948	55.006	79.05	1.085	17:42:54.089
4 -	32.693	21.787	54.480	79.82	0.559	17:43:48.569
5 -	32.571	21.717	54.288 (2)	80.10	0.367	17:44:42.857
6 -	32.695	21.705	54.400 (3)	79.93	0.479	17:45:37.257
7 -	32.450	21.471	53.921 (1)	80.64		17:46:31.178

P8 351		Sam DIGBY-BAKER		Yamaha R6 -		
IDEAL LAP TIME : 53.953		BEST LAP TIME : 53.953		DIFFERENCE : 0.000		
LAP	SECTOR 1	SECTOR 2	LAP TIME	MPH	DIFF	TIME OF DAY
1 -		22.628	1:01.698	70.48	7.745	17:41:05.318
2 -	32.855	21.777	54.632	79.59	0.679	17:41:59.950
3 -	32.919	22.038	54.957	79.12	1.004	17:42:54.907
4 -	32.910	21.832	54.742	79.43	0.789	17:43:49.649
5 -	32.800	21.815	54.615 (3)	79.62	0.662	17:44:44.264
6 -	32.483	21.850	54.333 (2)	80.03	0.380	17:45:38.597
7 -	32.295	21.658	53.953 (1)	80.59		17:46:32.550

P9 123 RMT		Adam FORSYTH		Suzuki SV650 - Rock Oil		
IDEAL LAP TIME : 54.093		BEST LAP TIME : 54.096		DIFFERENCE : 0.003		
LAP	SECTOR 1	SECTOR 2	LAP TIME	MPH	DIFF	TIME OF DAY
1 -		22.067	1:01.572	70.62	7.476	17:41:05.192
2 -	33.220	22.026	55.246	78.71	1.150	17:42:00.438
3 -	32.846	21.966	54.812	79.33	0.716	17:42:55.250
4 -	32.734	21.999	54.733	79.45	0.637	17:43:49.983
5 -	32.705	21.892	54.597 (3)	79.64	0.501	17:44:44.580
6 -	32.402	21.769	54.171 (2)	80.27	0.075	17:45:38.751
7 -	32.405	21.691	54.096 (1)	80.38		17:46:32.847

P10 166 RMT		Nik BAKER		Suzuki SV650 - K66		
IDEAL LAP TIME : 54.061		BEST LAP TIME : 54.108		DIFFERENCE : 0.047		
LAP	SECTOR 1	SECTOR 2	LAP TIME	MPH	DIFF	TIME OF DAY
1 -		22.274	1:01.683	70.49	7.575	17:41:05.303
2 -	33.203	22.128	55.331	78.59	1.223	17:42:00.634
3 -	32.801	21.940	54.741	79.43	0.633	17:42:55.375
4 -	32.715	22.011	54.726	79.46	0.618	17:43:50.101
5 -	32.735	21.901	54.636 (3)	79.59	0.528	17:44:44.737
6 -	32.515	21.670	54.185 (2)	80.25	0.077	17:45:38.922
7 -	32.562	21.546	54.108 (1)	80.36		17:46:33.030

Weather / Track : Sunny / Dry

Brands Hatch Indy
Circuit Length = 1.2079 miles
Start: 17:40 Flag 17:46 End: 17:47

BMCRC - MRO Championships 2021 - Rnd 6 @ Brands Hatch Indy

BMCRC Thunderbike Sport & Rookie Minitwins

RACE 22 - SECTOR ANALYSIS



SECTOR 1 = FL to I1, SECTOR 2 = I1 to FL, DIFF = Difference To Personal Best Lap, P = Crossed Finish Line in Pit Lane, D = Time Disallowed

P11 22		Matthew MAY		Honda CBR600F3 - Splurgen		
IDEAL LAP TIME : 54.262		BEST LAP TIME : 54.562		DIFFERENCE : 0.300		
LAP	SECTOR 1	SECTOR 2	LAP TIME	MPH	DIFF	TIME OF DAY
1 -		22.741	1:03.687	68.28	9.125	17:41:07.307
2 -	33.537	22.058	55.595	78.21	1.033	17:42:02.902
3 -	33.428	21.993	55.421	78.46	0.859	17:42:58.323
4 -	32.973	21.714	54.687 (3)	79.51	0.125	17:43:53.010
5 -	33.085	21.493	54.578 (2)	79.67	0.016	17:44:47.588
6 -	32.769	21.793	54.562 (1)	79.70		17:45:42.150
7 -	32.969	21.974	54.943	79.14	0.381	17:46:37.093

P12 168 R		Aaron DALRYMPLE		Suzuki GSXR 600 -		
IDEAL LAP TIME : 54.339		BEST LAP TIME : 54.401		DIFFERENCE : 0.062		
LAP	SECTOR 1	SECTOR 2	LAP TIME	MPH	DIFF	TIME OF DAY
1 -		22.573	1:03.401	68.58	9.000	17:41:07.021
2 -	33.722	21.936	55.658	78.13	1.257	17:42:02.679
3 -	33.519	21.879	55.398	78.49	0.997	17:42:58.077
4 -	33.601	21.956	55.557	78.27	1.156	17:43:53.634
5 -	32.659	21.742	54.401 (1)	79.93		17:44:48.035
6 -	32.864	21.680	54.544 (2)	79.72	0.143	17:45:42.579
7 -	32.809	21.777	54.586 (3)	79.66	0.185	17:46:37.165

P13 62 RMT		James KING		Suzuki SV650 - King and Drury construction		
IDEAL LAP TIME : 54.776		BEST LAP TIME : 54.958		DIFFERENCE : 0.182		
LAP	SECTOR 1	SECTOR 2	LAP TIME	MPH	DIFF	TIME OF DAY
1 -		22.488	1:02.929	69.10	7.971	17:41:06.549
2 -	33.758	22.282	56.040	77.59	1.082	17:42:02.589
3 -	33.153	22.083	55.236	78.72	0.278	17:42:57.825
4 -	33.743	22.272	56.015	77.63	1.057	17:43:53.840
5 -	33.264	21.969	55.233 (3)	78.73	0.275	17:44:49.073
6 -	32.956	22.002	54.958 (1)	79.12		17:45:44.031
7 -	33.160	21.820	54.980 (2)	79.09	0.022	17:46:39.011

P14 72 RMT		Mark GILLAM		Suzuki SV650 - No More Straps Ltd		
IDEAL LAP TIME : 54.902		BEST LAP TIME : 54.902		DIFFERENCE : 0.000		
LAP	SECTOR 1	SECTOR 2	LAP TIME	MPH	DIFF	TIME OF DAY
1 -		22.560	1:02.732	69.31	7.830	17:41:06.352
2 -	33.487	22.225	55.712	78.05	0.810	17:42:02.064
3 -	32.797	22.105	54.902 (1)	79.20		17:42:56.966
4 -	32.979	22.318	55.297 (2)	78.64	0.395	17:43:52.263
5 -	33.199	22.438	55.637	78.16	0.735	17:44:47.900
6 -	33.711	22.212	55.923	77.76	1.021	17:45:43.823
7 -	33.088	22.301	55.389 (3)	78.51	0.487	17:46:39.212

P15 132 RMT		Ian FOSTER		Kawasaki EX 650 C9F - Quantum Kitchens		
IDEAL LAP TIME : 54.991		BEST LAP TIME : 54.991		DIFFERENCE : 0.000		
LAP	SECTOR 1	SECTOR 2	LAP TIME	MPH	DIFF	TIME OF DAY
1 -		22.634	1:03.910	68.04	8.919	17:41:07.530
2 -	33.936	21.896	55.832	77.88	0.841	17:42:03.362
3 -	33.450	21.893	55.343 (2)	78.57	0.352	17:42:58.705
4 -	33.567	21.982	55.549 (3)	78.28	0.558	17:43:54.254
5 -	33.280	21.711	54.991 (1)	79.07		17:44:49.245
6 -	33.744	21.863	55.607	78.20	0.616	17:45:44.852
7 -	33.582	22.035	55.617	78.18	0.626	17:46:40.469

Weather / Track : Sunny / Dry

Brands Hatch Indy
Circuit Length = 1.2079 miles
Start: 17:40 Flag 17:46 End: 17:47

BMCRC - MRO Championships 2021 - Rnd 6 @ Brands Hatch Indy

BMCRC Thunderbike Sport & Rookie Minitwins

RACE 22 - SECTOR ANALYSIS



SECTOR 1 = FL to I1, SECTOR 2 = I1 to FL, DIFF = Difference To Personal Best Lap, P = Crossed Finish Line in Pit Lane, D = Time Disallowed

P16 25		Harrison DAY		Honda CBR 600 -		
IDEAL LAP TIME : 55.345		BEST LAP TIME : 55.423		DIFFERENCE : 0.078		
LAP	SECTOR 1	SECTOR 2	LAP TIME	MPH	DIFF	TIME OF DAY
1 -		22.961	1:06.202	65.68	10.779	17:41:09.822
2 -	35.462	22.624	58.086	74.86	2.663	17:42:07.908
3 -	34.053	22.203	56.256	77.30	0.833	17:43:04.164
4 -	34.181	22.070	56.251	77.30	0.828	17:44:00.415
5 -	33.828	21.941	55.769 (2)	77.97	0.346	17:44:56.184
6 -	33.404	22.019	55.423 (1)	78.46		17:45:51.607
7 -	33.857	22.010	55.867 (3)	77.83	0.444	17:46:47.474

P17 333 R		Mark STUBBERFIELD		Yamaha R6 - Polished concrete London		
IDEAL LAP TIME : 55.988		BEST LAP TIME : 56.115		DIFFERENCE : 0.127		
LAP	SECTOR 1	SECTOR 2	LAP TIME	MPH	DIFF	TIME OF DAY
1 -		23.233	1:05.741	66.14	9.626	17:41:09.361
2 -	35.291	22.777	58.068	74.88	1.953	17:42:07.429
3 -	34.043	22.650	56.693	76.70	0.578	17:43:04.122
4 -	34.766	22.095	56.861	76.47	0.746	17:44:00.983
5 -	34.207	22.063	56.270 (2)	77.28	0.155	17:44:57.253
6 -	33.925	22.190	56.115 (1)	77.49		17:45:53.368
7 -	34.378	22.229	56.607 (3)	76.82	0.492	17:46:49.975

P18 139 R		Rob MARLEY		Honda CBR600F3 - PearTree Racing		
IDEAL LAP TIME : 56.018		BEST LAP TIME : 56.189		DIFFERENCE : 0.171		
LAP	SECTOR 1	SECTOR 2	LAP TIME	MPH	DIFF	TIME OF DAY
1 -		23.199	1:06.587	65.30	10.398	17:41:10.207
2 -	35.909	22.846	58.755	74.01	2.566	17:42:08.962
3 -	34.923	22.947	57.870	75.14	1.681	17:43:06.832
4 -	35.191	22.583	57.774	75.26	1.585	17:44:04.606
5 -	35.335	22.119	57.454 (3)	75.68	1.265	17:45:02.060
6 -	33.899	22.290	56.189 (1)	77.39		17:45:58.249
7 -	34.219	22.446	56.665 (2)	76.74	0.476	17:46:54.914

P19 455 RMT		Tyler DONOVAN		Suzuki SV650 -		
IDEAL LAP TIME : 56.720		BEST LAP TIME : 56.720		DIFFERENCE : 0.000		
LAP	SECTOR 1	SECTOR 2	LAP TIME	MPH	DIFF	TIME OF DAY
1 -		23.475	1:05.865	66.02	9.145	17:41:09.485
2 -	35.088	23.462	58.550	74.27	1.830	17:42:08.035
3 -	34.376	22.884	57.260 (2)	75.94	0.540	17:43:05.295
4 -	34.126	22.594	56.720 (1)	76.66		17:44:02.015
5 -	34.732	23.008	57.740 (3)	75.31	1.020	17:44:59.755
6 -	35.197	23.189	58.386	74.48	1.666	17:45:58.141
7 -	35.165	22.961	58.126	74.81	1.406	17:46:56.267

P20 234 RMT		Andy FLUX		Suzuki SV650 - Mach 1 Automotive LTD / Goodwin Pest Manag		
IDEAL LAP TIME : 57.041		BEST LAP TIME : 57.233		DIFFERENCE : 0.192		
LAP	SECTOR 1	SECTOR 2	LAP TIME	MPH	DIFF	TIME OF DAY
1 -		23.156	1:05.333	66.56	8.100	17:41:08.953
2 -	34.772	23.033	57.805 (3)	75.22	0.572	17:42:06.758
3 -	34.428	22.842	57.270 (2)	75.93	0.037	17:43:04.028
4 -	34.620	22.613	57.233 (1)	75.98		17:44:01.261
5 -	36.058	22.843	58.901	73.82	1.668	17:45:00.162
6 -	35.014	22.998	58.012	74.96	0.779	17:45:58.174
7 -	35.255	22.956	58.211	74.70	0.978	17:46:56.385

Weather / Track : Sunny / Dry

Brands Hatch Indy
Circuit Length = 1.2079 miles
Start: 17:40 Flag 17:46 End: 17:47

BMCRC - MRO Championships 2021 - Rnd 6 @ Brands Hatch Indy

BMCRC Thunderbike Sport & Rookie Minitwins

RACE 22 - SECTOR ANALYSIS



SECTOR 1 = FL to I1, SECTOR 2 = I1 to FL, DIFF = Difference To Personal Best Lap, P = Crossed Finish Line in Pit Lane, D = Time Disallowed

P21 260 R		Greg PYMM		Kawasaki ER6 -		
IDEAL LAP TIME : 57.039		BEST LAP TIME : 57.155		DIFFERENCE : 0.116		
LAP	SECTOR 1	SECTOR 2	LAP TIME	MPH	DIFF	TIME OF DAY
1 -		23.968	1:07.617	64.31	10.462	17:41:11.237
2 -	35.387	23.655	59.042	73.65	1.887	17:42:10.279
3 -	34.621	23.677	58.298	74.59	1.143	17:43:08.577
4 -	35.058	22.973	58.031	74.93	0.876	17:44:06.608
5 -	34.284	22.871	57.155 (1)	76.08		17:45:03.763
6 -	34.708	23.189	57.897 (3)	75.10	0.742	17:46:01.660
7 -	34.580	22.755	57.335 (2)	75.84	0.180	17:46:58.995

P22 49 R		Oli CHAYTOR		Yamaha R6 - PearTree Racing		
IDEAL LAP TIME :		BEST LAP TIME : 57.905		DIFFERENCE :		
LAP	SECTOR 1	SECTOR 2	LAP TIME	MPH	DIFF	TIME OF DAY
1 -			1:05.998	65.88	8.093	17:41:09.618
2 -			58.824	73.92	0.919	17:42:08.442
3 -			57.905 (1)	75.09		17:43:06.347
4 -			57.965 (2)	75.02	0.060	17:44:04.312
5 -			58.340	74.53	0.435	17:45:02.652
6 -			58.047 (3)	74.91	0.142	17:46:00.699
7 -			58.404	74.45	0.499	17:46:59.103

P23 188 RMT		Tim FRAMPTON		Suzuki SV650 - K66		
IDEAL LAP TIME : 57.228		BEST LAP TIME : 57.228		DIFFERENCE : 0.000		
LAP	SECTOR 1	SECTOR 2	LAP TIME	MPH	DIFF	TIME OF DAY
1 -		23.327	1:07.676	64.25	10.448	17:41:11.296
2 -	35.254	23.292	58.546	74.27	1.318	17:42:09.842
3 -	35.065	23.630	58.695	74.08	1.467	17:43:08.537
4 -	35.504	22.852	58.356	74.51	1.128	17:44:06.893
5 -	34.772	22.456	57.228 (1)	75.98		17:45:04.121
6 -	35.330	22.842	58.172 (3)	74.75	0.944	17:46:02.293
7 -	35.125	22.774	57.899 (2)	75.10	0.671	17:47:00.192

P24 101		Glen TRIPP		Honda CBR 600FW - yaki too racing		
IDEAL LAP TIME : 58.912		BEST LAP TIME : 58.951		DIFFERENCE : 0.039		
LAP	SECTOR 1	SECTOR 2	LAP TIME	MPH	DIFF	TIME OF DAY
1 -		23.648	1:08.301	63.66	9.350	17:41:11.921
2 -	36.732	23.676	1:00.408	71.98	1.457	17:42:12.329
3 -	36.357	23.508	59.865	72.64	0.914	17:43:12.194
4 -	35.958	22.993	58.951 (1)	73.76		17:44:11.145
5 -	36.067	23.102	59.169	73.49	0.218	17:45:10.314
6 -	35.919	23.038	58.957 (2)	73.75	0.006	17:46:09.271
7 -	35.959	23.023	58.982 (3)	73.72	0.031	17:47:08.253

P25 138 RMT		Craig JARMIN		Suzuki SV650 - BK Racing		
IDEAL LAP TIME : 1:00.224		BEST LAP TIME : 1:00.449		DIFFERENCE : 0.225		
LAP	SECTOR 1	SECTOR 2	LAP TIME	MPH	DIFF	TIME OF DAY
1 -		24.351	1:09.533	62.53	9.084	17:41:13.153
2 -	36.926	24.642	1:01.568	70.63	1.119	17:42:14.721
3 -	36.623	24.503	1:01.126	71.14	0.677	17:43:15.847
4 -	36.400	24.057	1:00.457 (2)	71.92	0.008	17:44:16.304
5 -	36.636	24.052	1:00.688 (3)	71.65	0.239	17:45:16.992
6 -	36.625	23.824	1:00.449 (1)	71.93		17:46:17.441

Weather / Track : Sunny / Dry

Brands Hatch Indy
Circuit Length = 1.2079 miles
Start: 17:40 Flag 17:46 End: 17:47

BMCRC - MRO Championships 2021 - Rnd 6 @ Brands Hatch Indy

BMCRC Thunderbike Sport & Rookie Minitwins

RACE 22 - SECTOR ANALYSIS



SECTOR 1 = FL to I1, SECTOR 2 = I1 to FL, DIFF = Difference To Personal Best Lap, P = Crossed Finish Line in Pit Lane, D = Time Disallowed

P26 116 RMT Gareth FAITH		Suzuki SV650 - Sitramoto				
IDEAL LAP TIME : 1:01.614		BEST LAP TIME : 1:01.708		DIFFERENCE : 0.094		
LAP	SECTOR 1	SECTOR 2	LAP TIME	MPH	DIFF	TIME OF DAY
1 -		24.745	1:10.570	61.62	8.862	17:41:14.190
2 -	37.508	24.769	1:02.277	69.82	0.569	17:42:16.467
3 -	37.602	24.106	1:01.708 (1)	70.47		17:43:18.175
4 -	38.061	24.319	1:02.380	69.71	0.672	17:44:20.555
5 -	37.591	24.534	1:02.125 (3)	69.99	0.417	17:45:22.680
6 -	37.781	24.139	1:01.920 (2)	70.22	0.212	17:46:24.600

P27 177 RMT Antony BAKER		Suzuki SV650 - 77sports				
IDEAL LAP TIME : 1:01.541		BEST LAP TIME : 1:01.635		DIFFERENCE : 0.094		
LAP	SECTOR 1	SECTOR 2	LAP TIME	MPH	DIFF	TIME OF DAY
1 -		24.667	1:11.680	60.66	10.045	17:41:15.300
2 -	37.212	24.423	1:01.635 (1)	70.55		17:42:16.935
3 -	37.534	24.555	1:02.089 (3)	70.03	0.454	17:43:19.024
4 -	37.525	24.715	1:02.240	69.86	0.605	17:44:21.264
5 -	37.194	24.668	1:01.862 (2)	70.29	0.227	17:45:23.126
6 -	37.956	24.347	1:02.303	69.79	0.668	17:46:25.429

P28 94 RMT Rebecca HOUGHTON		Suzuki SV650 -				
IDEAL LAP TIME : 1:02.301		BEST LAP TIME : 1:02.598		DIFFERENCE : 0.297		
LAP	SECTOR 1	SECTOR 2	LAP TIME	MPH	DIFF	TIME OF DAY
1 -		25.665	1:12.565	59.92	9.967	17:41:16.185
2 -	39.337	25.646	1:04.983	66.91	2.385	17:42:21.168
3 -	38.463	24.969	1:03.432	68.55	0.834	17:43:24.600
4 -	38.138	24.513	1:02.651 (2)	69.40	0.053	17:44:27.251
5 -	37.788	24.810	1:02.598 (1)	69.46		17:45:29.849
6 -	38.021	24.787	1:02.808 (3)	69.23	0.210	17:46:32.657

P29 80 R Stephen LANE		Kawasaki ZX6R -				
IDEAL LAP TIME : 57.456		BEST LAP TIME :		DIFFERENCE :		
LAP	SECTOR 1	SECTOR 2	LAP TIME	MPH	DIFF	TIME OF DAY
1 -	OUTLAP	22.850	1:04.710	67.20		17:41:08.330
2 -	34.606	IN PIT	3:43.262 P	19.47		17:44:51.592

BMCRC - MRO Championships 2021 - Rnd 6 @ Brands Hatch Indy

BMCRC Thunderbike Sport & Rookie Minitwins

RACE 22 - BEST SECTORS

SECTOR 1			SECTOR 2			IDEAL / BEST COMPARISON						
POS	NO	NAME	TIME	NO	NAME	TIME	POS	NO	NAME	IDEAL	BEST	DIFF
									PERFECT LAP	51.027		
1	961	SIM	30.639	961	SIM	20.388	1	961	SIM	51.027	51.027	0.000
2	52	FRICKER	31.294	828	SPENCER	20.453	2	828	SPENCER	51.862	51.982	0.120
3	828	SPENCER	31.409	54	JAMISON	20.712	3	52	FRICKER	52.090	52.094	0.004
4	624	FEDRICK	31.615	52	FRICKER	20.796	4	624	FEDRICK	52.477	52.477	0.000
5	54	JAMISON	31.773	624	FEDRICK	20.862	5	54	JAMISON	52.485	52.485	0.000
6	351	DIGBY-BAKER	32.295	48	WALLIS	21.368	6	48	WALLIS	53.705	53.726	0.021
7	48	WALLIS	32.337	84	BRANCO	21.471	7	84	BRANCO	53.921	53.921	0.000
8	123	FORSYTH	32.402	22	MAY	21.493	8	351	DIGBY-BAKER	53.953	53.953	0.000
9	84	BRANCO	32.450	166	BAKER	21.546	9	166	BAKER	54.061	54.108	0.047
10	166	BAKER	32.515	351	DIGBY-BAKER	21.658	10	123	FORSYTH	54.093	54.096	0.003
11	168	DALRYMPLE	32.659	168	DALRYMPLE	21.680	11	22	MAY	54.262	54.562	0.300
12	22	MAY	32.769	123	FORSYTH	21.691	12	168	DALRYMPLE	54.339	54.401	0.062
13	72	GILLAM	32.797	132	FOSTER	21.711	13	62	KING	54.776	54.958	0.182
14	62	KING	32.956	62	KING	21.820	14	72	GILLAM	54.902	54.902	0.000
15	132	FOSTER	33.280	25	DAY	21.941	15	132	FOSTER	54.991	54.991	0.000
16	25	DAY	33.404	333	STUBBERFIELD	22.063	16	25	DAY	55.345	55.423	0.078
17	139	MARLEY	33.899	72	GILLAM	22.105	17	333	STUBBERFIELD	55.988	56.115	0.127
18	333	STUBBERFIELD	33.925	139	MARLEY	22.119	18	139	MARLEY	56.018	56.189	0.171
19	455	DONOVAN	34.126	188	FRAMPTON	22.456	19	455	DONOVAN	56.720	56.720	0.000
20	260	PYMM	34.284	455	DONOVAN	22.594	20	260	PYMM	57.039	57.155	0.116
21	234	FLUX	34.428	234	FLUX	22.613	21	234	FLUX	57.041	57.233	0.192
22	80	LANE	34.606	260	PYMM	22.755	22	188	FRAMPTON	57.228	57.228	0.000
23	188	FRAMPTON	34.772	80	LANE	22.850	23	80	LANE	57.456		
24	101	TRIPP	35.919	101	TRIPP	22.993	24	101	TRIPP	58.912	58.951	0.039
25	138	JARMIN	36.400	138	JARMIN	23.824	25	138	JARMIN	1:00.224	1:00.449	0.225
26	177	BAKER	37.194	116	FAITH	24.106	26	177	BAKER	1:01.541	1:01.635	0.094
27	116	FAITH	37.508	177	BAKER	24.347	27	116	FAITH	1:01.614	1:01.708	0.094
28	94	HOUGHTON	37.788	94	HOUGHTON	24.513	28	94	HOUGHTON	1:02.301	1:02.598	0.297
29							29	49	CHAYTOR		57.905	

Weather / Track : Sunny / Dry

Results can be found at www.tsl-timing.com

Brands Hatch Indy
Circuit Length = 1.2079 miles
Start: 17:40 Flag 17:46 End: 17:47

Printed - 17:49 Sunday, 03 October 2021

BMCRC - MRO Championships 2021 - Rnd 6 @ Brands Hatch Indy

BMCRC Thunderbike Sport & Rookie Minitwins

RACE 22 - STATISTICS

Competitors Started 29
Planned Start 2021-10-03 @ 17:30:00.000
Actual Start 2021-10-03 @ 17:40:03.619
Finish Time 2021-10-03 @ 17:46:09.879
Track Length 1.2079mi.
Total Laps 194
Total Distance Covered 234.3414mi.

Session Fastest Lap History

NO	CL	NAME	LAP TIME	TIME OF DAY	LAP	VEHICLE
961		Jack SIM	52.086	17:41:53.126	2	Yamaha R6
961		Jack SIM	51.472	17:42:44.597	3	Yamaha R6
961		Jack SIM	51.309	17:43:35.906	4	Yamaha R6
961		Jack SIM	51.027	17:44:26.934	5	Yamaha R6

Session Leader History

NO	CL	NAME	FROM LAP	LAPS LED	DISTANCE	VEHICLE
961		Jack SIM	1	7	8.45 miles	Yamaha R6

Flag History

TYPE	TIME OF DAY
GREEN	17:40:03.619
FINISH	17:46:09.879

Flag Statistics

TYPE	COUNT	TOTAL LAPS	TOTAL TIME
Green	1	7	7:52.471
Red	0	0	0.000
Safety Car	0	0	0.000
FCY	0	0	0.000

BMCRC - MRO Championships 2021 - Rnd 6 @ Brands Hatch Indy

BMCRC Thunderbike Sport & Rookie Minitwins

RACE 22 - STATISTICS

CLASS :

11 Starters

Fastest Lap History

NO	NAME	LAP TIME	TIME OF DAY	LAP	VEHICLE
961	Jack SIM	52.086	17:41:53.126	2	Yamaha R6
961	Jack SIM	51.472	17:42:44.597	3	Yamaha R6
961	Jack SIM	51.309	17:43:35.906	4	Yamaha R6
961	Jack SIM	51.027	17:44:26.934	5	Yamaha R6

Leader History

NO	NAME	FROM LAP	LAPS LED	DISTANCE	VEHICLE
961	Jack SIM	1	7	8.45 miles	Yamaha R6

BMCRC - MRO Championships 2021 - Rnd 6 @ Brands Hatch Indy

BMCRC Thunderbike Sport & Rookie Minitwins

RACE 22 - STATISTICS

CLASS : R

6 Starters

Fastest Lap History

NO	NAME	LAP TIME	TIME OF DAY	LAP	VEHICLE
168	Aaron DALRYMPLE	55.658	17:42:02.679	2	Suzuki GSXR 600
168	Aaron DALRYMPLE	55.398	17:42:58.100	3	Suzuki GSXR 600
168	Aaron DALRYMPLE	54.401	17:44:48.057	5	Suzuki GSXR 600

Leader History

NO	NAME	FROM LAP	LAPS LED	DISTANCE	VEHICLE
168	Aaron DALRYMPLE	1	7	8.45 miles	Suzuki GSXR 600

BMCRC - MRO Championships 2021 - Rnd 6 @ Brands Hatch Indy

BMCRC Thunderbike Sport & Rookie Minitwins

RACE 22 - STATISTICS

CLASS : RMT

12 Starters

Fastest Lap History

NO	NAME	LAP TIME	TIME OF DAY	LAP	VEHICLE
123	Adam FORSYTH	55.246	17:42:00.460	2	Suzuki SV650
123	Adam FORSYTH	54.812	17:42:55.273	3	Suzuki SV650
166	Nik BAKER	54.741	17:42:55.375	3	Suzuki SV650
123	Adam FORSYTH	54.733	17:43:50.005	4	Suzuki SV650
166	Nik BAKER	54.726	17:43:50.128	4	Suzuki SV650
123	Adam FORSYTH	54.597	17:44:44.603	5	Suzuki SV650
123	Adam FORSYTH	54.171	17:45:38.773	6	Suzuki SV650
123	Adam FORSYTH	54.096	17:46:32.869	7	Suzuki SV650

Leader History

NO	NAME	FROM LAP	LAPS LED	DISTANCE	VEHICLE
123	Adam FORSYTH	1	7	8.45 miles	Suzuki SV650

BMCRC-MRO Championships 2021



DFDS YAMAHA PAST MASTERS

Brands Hatch Indy

2nd / 3rd October 2021



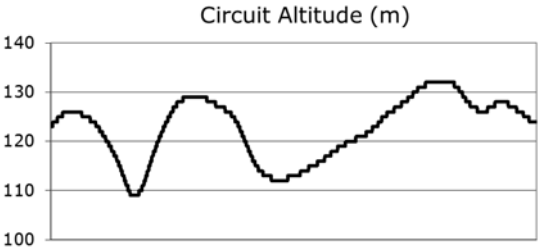
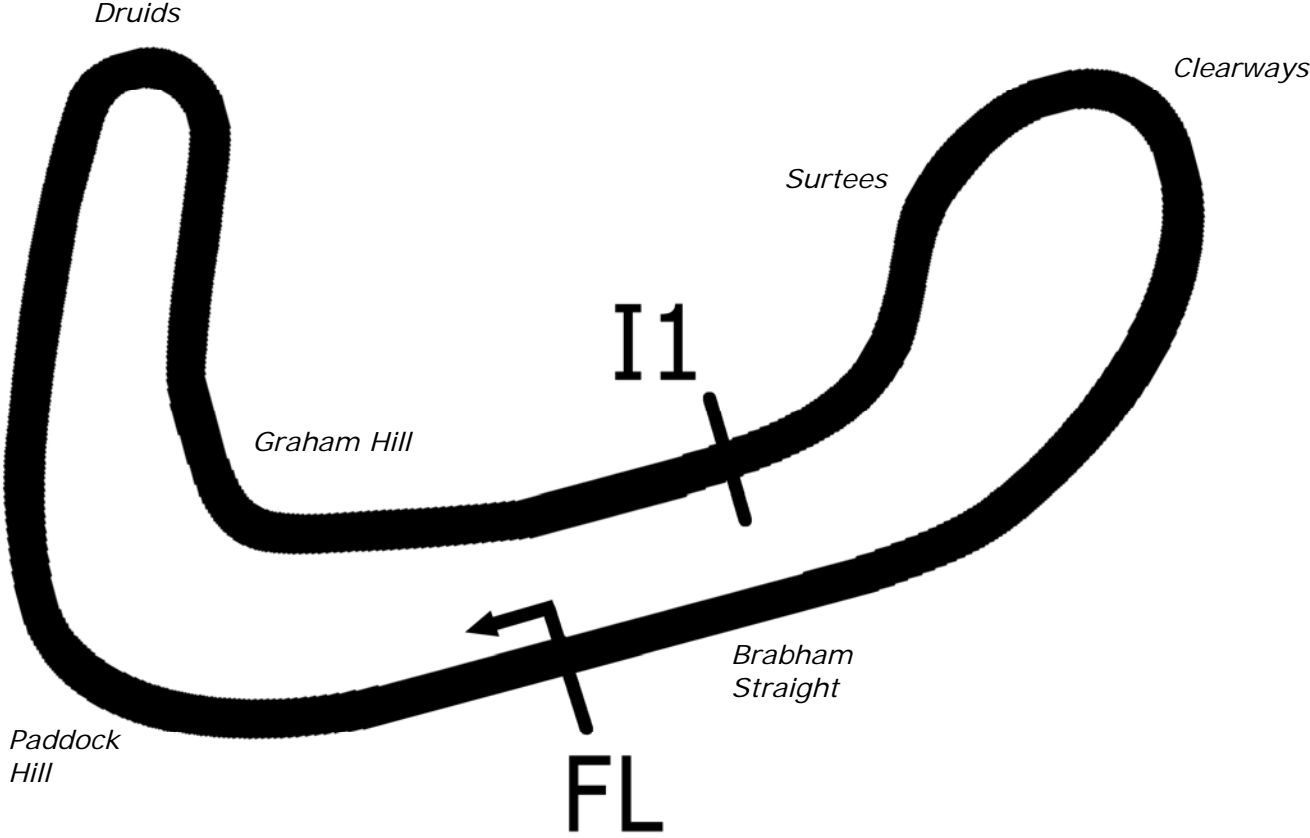
Results Provided by Timing Solutions Ltd
www.tsl-timing.com

Brands Hatch Indy



SPORTS TIMING

TIMING SOLUTIONS LTD



Length	1.2079 miles	1944.0 m	
FL		51.36032 N	0.26032 E
I1	1112m	51.35934 N	0.25955 E
Pit Entry	1669m	51.35911 N	0.25743 E
Pit Exit	26m after FL	51.36027 N	0.26078 E
Pit Entry–Pit Exit 277m, 16.6s @60kph, 12.4s @80kph			

BMCRC - MRO Championships 2021 - Rnd 6 @ Brands Hatch Indy
DFDS Yamaha Past Masters
QUALIFYING - CLASSIFICATION

POS	NO	CL	PIC NAME	ENTRY	TIME	ON	LAPS	GAP	DIFF	MPH
1	13		1 Doug EDMONDSON	Yamaha TZR 250 - Stan Stephens Tuning	53.809	10	10			80.81
2	24		2 Scott CARSON	Yamaha TZR 250 - Brian Grays Powerbiking,All Englar	54.784	7	10	0.975	0.975	79.37
3	19		3 Peter BRANTON	Yamaha TZR 250 - Exactweld Racing	54.844	10	10	1.035	0.060	79.29
4	51		4 Kevin WHOLEY	Yamaha TZR 250 - Twistgrip Motorcycles	55.070	8	10	1.261	0.226	78.96
5	15		5 Billy PERKINS	Yamaha TZR 250 - Ashford tarmac / Barking mad abot	55.182	5	8	1.373	0.112	78.80
6	88		6 Michael STANLEY	Yamaha TZR 250 -	55.300	9	10	1.491	0.118	78.63
7	6		7 Calvin HOGAN	Yamaha TZR 250 -	55.395	4	8	1.586	0.095	78.50
8	30		8 Alan COOPER	Yamaha TZR 250 - twistgrip motorcycles	55.422	8	10	1.613	0.027	78.46
9	74		9 Paul WHITBY	Yamaha TZR 250 - Greybridge Ltd	55.777	8	10	1.968	0.355	77.96
10	27	C	1 Richard HAYWARD	Yamaha TZR 250 - Hazel Motors/ Gforce	56.188	7	9	2.379	0.411	77.39
11	100		10 Jake MASON	Yamaha TZR 250 - www.ypmrc.co.uk	56.459	8	10	2.650	0.271	77.02
12	29		11 Derek CRIPPS	Yamaha TZR 250 - Kelly Cripps - Team FBR	56.493	6	6	2.684	0.034	76.97
13	4		12 Denis HALIL	Yamaha TZR 250 - D & A AUTOS	56.505	8	10	2.696	0.012	76.95
14	8	C	2 David BALL	Yamaha TZR 250 - Gardiner Page and Roe pension cr	56.520	10	10	2.711	0.015	76.93
15	60	C	3 Daniel GOUGH	Yamaha TZR 250 - G Force Motorcycles	56.554	8	10	2.745	0.034	76.89
16	55		13 Paul TOLAND	Yamaha TZR 250 - Kippers keys	57.296	2	10	3.487	0.742	75.89
17	72	C	4 Chris THAY	Yamaha TZR 250 - Scell-it uk	57.772	5	10	3.963	0.476	75.27
18	146		14 Michael MACE	Yamaha TZR 250 - Kevin Marshall	58.177	10	10	4.368	0.405	74.74
19	46	C	5 Kevin MARSHALL	Yamaha TZR 250 - Stacey Processing	58.724	10	10	4.915	0.547	74.05
20	9	R	1 David MACKENZIE	Yamaha TZR 250 -	59.963	9	9	6.154	1.239	72.52
21	67		15 Mark BAILEY	Yamaha TZR 250 - South Eastern Air Conditioning Ltd	1:00.716	9	9	6.907	0.753	71.62
22	73	R	2 Colvin TURNER	Yamaha TZR 250 -	1:01.448	2	4	7.639	0.732	70.76
23	33	C	6 Kieran LEWIS	Yamaha TZR 250 - Controls For Doors Ltd/ G Force M	1:01.597	8	9	7.788	0.149	70.59
24	36		16 Phil ZANUTTO	Yamaha TZR 250 -	1:01.896	5	9	8.087	0.299	70.25
25	42	C	7 Martin PEARSON	Yamaha TZR 250 - Viking Inspection	1:02.558	7	7	8.749	0.662	69.51
26	65	C	8 Nigel TERRY	Yamaha TZR 250 - NTrap Garage Doors	1:02.907	5	9	9.098	0.349	69.12

Weather / Track : Cloudy / Dry
These results are provisional until the conclusion of any judicial and technical matters.

Brands Hatch Indy

Circuit Length = 1.2079 miles

Start: 09:49 Flag 09:59 End: 10:00

Clerk Of Course :	Stewards :	Timekeeper :
-------------------	------------	--------------

 Results can be found at www.tsl-timing.com

Printed - 10:01 Saturday, 02 October 2021



BMCRC - MRO Championships 2021 - Rnd 6 @ Brands Hatch Indy

DFDS Yamaha Past Masters

QUALIFYING - SECTOR ANALYSIS



SECTOR 1 = FL to I1, SECTOR 2 = I1 to FL, DIFF = Difference To Personal Best Lap, P = Crossed Finish Line in Pit Lane, D = Time Disallowed

P1 13		Doug EDMONDSON		Yamaha TZR 250 - Stan Stephens Tuning			
IDEAL LAP TIME : 53.770		BEST LAP TIME : 53.809		DIFFERENCE : 0.039			
LAP	SECTOR 1	SECTOR 2	LAP TIME	MPH	DIFF	TIME OF DAY	
1 -	36.393	23.213	59.606	72.95	5.797	09:51:25.977	
2 -	34.182	22.472	56.654	76.75	2.845	09:52:22.631	
3 -	33.362	21.790	55.152	78.84	1.343	09:53:17.783	
4 -	33.904	21.921	55.825	77.89	2.016	09:54:13.608	
5 -	32.609	22.367	54.976	79.10	1.167	09:55:08.584	
6 -	33.274	21.803	55.077	78.95	1.268	09:56:03.661	
7 -	33.190	21.862	55.052	78.99	1.243	09:56:58.713	
8 -	32.228	21.821	54.049 (2)	80.45	0.240	09:57:52.762	
9 -	32.899	21.708	54.607 (3)	79.63	0.798	09:58:47.369	
10 -	32.267	21.542	53.809 (1)	80.81		09:59:41.178	

P2 24		Scott CARSON		Yamaha TZR 250 - Brian Grays Powerbiking,All England Diamoi			
IDEAL LAP TIME : 54.600		BEST LAP TIME : 54.784		DIFFERENCE : 0.184			
LAP	SECTOR 1	SECTOR 2	LAP TIME	MPH	DIFF	TIME OF DAY	
1 -	33.725	22.825	56.550	76.89	1.766	09:51:34.302	
2 -	33.342	22.422	55.764	77.98	0.980	09:52:30.066	
3 -	32.991	21.839	54.830 (2)	79.31	0.046	09:53:24.896	
4 -	33.329	22.119	55.448	78.42	0.664	09:54:20.344	
5 -	33.355	21.871	55.226	78.74	0.442	09:55:15.570	
6 -	33.389	22.517	55.906	77.78	1.122	09:56:11.476	
7 -	32.777	22.007	54.784 (1)	79.37		09:57:06.260	
8 -	33.986	21.990	55.976	77.68	1.192	09:58:02.236	
9 -	33.395	21.823	55.218 (3)	78.75	0.434	09:58:57.454	
10 -	34.064	22.099	56.163	77.42	1.379	09:59:53.617	

P3 19		Peter BRANTON		Yamaha TZR 250 - Exactweld Racing			
IDEAL LAP TIME : 54.721		BEST LAP TIME : 54.844		DIFFERENCE : 0.123			
LAP	SECTOR 1	SECTOR 2	LAP TIME	MPH	DIFF	TIME OF DAY	
1 -	36.732	23.869	1:00.601	71.75	5.757	09:51:26.753	
2 -	35.606	22.882	58.488	74.35	3.644	09:52:25.241	
3 -	34.090	22.066	56.156	77.43	1.312	09:53:21.397	
4 -	33.963	22.020	55.983	77.67	1.139	09:54:17.380	
5 -	33.109	22.134	55.243	78.71	0.399	09:55:12.623	
6 -	33.117	21.880	54.997 (2)	79.06	0.153	09:56:07.620	
7 -	33.288	21.774	55.062 (3)	78.97	0.218	09:57:02.682	
8 -	32.947	22.497	55.444	78.43	0.600	09:57:58.126	
9 -	32.968	22.128	55.096	78.92	0.252	09:58:53.222	
10 -	33.057	21.787	54.844 (1)	79.29		09:59:48.066	

P4 51		Kevin WHOLEY		Yamaha TZR 250 - Twistgrip Motorcycles			
IDEAL LAP TIME : 54.919		BEST LAP TIME : 55.070		DIFFERENCE : 0.151			
LAP	SECTOR 1	SECTOR 2	LAP TIME	MPH	DIFF	TIME OF DAY	
1 -	36.780	23.227	1:00.007	72.46	4.937	09:51:39.451	
2 -	34.760	22.889	57.649	75.43	2.579	09:52:37.100	
3 -	33.972	23.310	57.282	75.91	2.212	09:53:34.382	
4 -	33.823	22.235	56.058	77.57	0.988	09:54:30.440	
5 -	33.348	22.194	55.542	78.29	0.472	09:55:25.982	
6 -	33.256	22.186	55.442 (3)	78.43	0.372	09:56:21.424	
7 -	33.022	22.122	55.144 (2)	78.85	0.074	09:57:16.568	
8 -	33.173	21.897	55.070 (1)	78.96		09:58:11.638	
9 -	33.699	22.199	55.898	77.79	0.828	09:59:07.536	
10 -	33.480	22.072	55.552	78.27	0.482	10:00:03.088	

Weather / Track : Cloudy / Dry

Brands Hatch Indy
Circuit Length = 1.2079 miles
Start: 09:49 Flag 09:59 End: 10:00

BMCRC - MRO Championships 2021 - Rnd 6 @ Brands Hatch Indy

DFDS Yamaha Past Masters

QUALIFYING - SECTOR ANALYSIS



SECTOR 1 = FL to I1, SECTOR 2 = I1 to FL, DIFF = Difference To Personal Best Lap, P = Crossed Finish Line in Pit Lane, D = Time Disallowed

P5 15		Billy PERKINS		Yamaha TZR 250 - Ashford tarmac / Barking mad about Animals			
IDEAL LAP TIME : 55.058		BEST LAP TIME : 55.182		DIFFERENCE : 0.124			
LAP	SECTOR 1	SECTOR 2	LAP TIME	MPH	DIFF	TIME OF DAY	
1 -	34.974	22.602	57.576	75.52	2.394	09:51:35.961	
2 -	33.796	22.282	56.078	77.54	0.896	09:52:32.039	
3 -	34.170	22.023	56.193	77.38	1.011	09:53:28.232	
4 -	33.263	22.001	55.264 (3)	78.68	0.082	09:54:23.496	
5 -	33.057	22.125	55.182 (1)	78.80		09:55:18.678	
6 -	33.424	22.529	55.953	77.71	0.771	09:56:14.631	
7 -	33.088	22.122	55.210 (2)	78.76	0.028	09:57:09.841	
8 -	33.325	22.187	55.512	78.33	0.330	09:58:05.353	

P6 88		Michael STANLEY		Yamaha TZR 250 -			
IDEAL LAP TIME : 55.300		BEST LAP TIME : 55.300		DIFFERENCE : 0.000			
LAP	SECTOR 1	SECTOR 2	LAP TIME	MPH	DIFF	TIME OF DAY	
1 -	37.630	23.293	1:00.923	71.37	5.623	09:51:27.185	
2 -	35.584	23.006	58.590	74.22	3.290	09:52:25.775	
3 -	33.973	22.840	56.813	76.54	1.513	09:53:22.588	
4 -	33.368	22.499	55.867	77.83	0.567	09:54:18.455	
5 -	33.579	22.516	56.095	77.52	0.795	09:55:14.550	
6 -	34.349	22.672	57.021	76.26	1.721	09:56:11.571	
7 -	33.189	22.386	55.575 (2)	78.24	0.275	09:57:07.146	
8 -	33.450	22.346	55.796 (3)	77.93	0.496	09:58:02.942	
9 -	33.181	22.119	55.300 (1)	78.63		09:58:58.242	
10 -	33.881	23.143	57.024	76.25	1.724	09:59:55.266	

P7 6		Calvin HOGAN		Yamaha TZR 250 -			
IDEAL LAP TIME : 55.395		BEST LAP TIME : 55.395		DIFFERENCE : 0.000			
LAP	SECTOR 1	SECTOR 2	LAP TIME	MPH	DIFF	TIME OF DAY	
1 -	34.888	22.653	57.541	75.57	2.146	09:51:37.525	
2 -	33.953	22.601	56.554	76.89	1.159	09:52:34.079	
3 -	34.635	22.708	57.343	75.83	1.948	09:53:31.422	
4 -	33.059	22.336	55.395 (1)	78.50		09:54:26.817	
5 -	33.232	22.392	55.624 (3)	78.17	0.229	09:55:22.441	
6 -	33.232	22.342	55.574 (2)	78.24	0.179	09:56:18.015	
7 -	33.913	22.714	56.627	76.79	1.232	09:57:14.642	
8 -	33.612	22.340	55.952	77.72	0.557	09:58:10.594	

P8 30		Alan COOPER		Yamaha TZR 250 - twistgrip motorcycles			
IDEAL LAP TIME : 54.971		BEST LAP TIME : 55.422		DIFFERENCE : 0.451			
LAP	SECTOR 1	SECTOR 2	LAP TIME	MPH	DIFF	TIME OF DAY	
1 -	36.094	23.525	59.619	72.93	4.197	09:51:27.442	
2 -	35.079	22.960	58.039	74.92	2.617	09:52:25.481	
3 -	34.142	22.214	56.356	77.16	0.934	09:53:21.837	
4 -	33.787	22.206	55.993	77.66	0.571	09:54:17.830	
5 -	33.459	22.452	55.911	77.77	0.489	09:55:13.741	
6 -	33.749	22.024	55.773 (3)	77.96	0.351	09:56:09.514	
7 -	33.152	22.510	55.662 (2)	78.12	0.240	09:57:05.176	
8 -	32.947	22.475	55.422 (1)	78.46		09:58:00.598	
9 -	33.160	23.195	56.355	77.16	0.933	09:58:56.953	
10 -	34.915	22.385	57.300	75.89	1.878	09:59:54.253	

Weather / Track : Cloudy / Dry

Brands Hatch Indy
Circuit Length = 1.2079 miles
Start: 09:49 Flag 09:59 End: 10:00

BMCRRC - MRO Championships 2021 - Rnd 6 @ Brands Hatch Indy

DFDS Yamaha Past Masters

QUALIFYING - SECTOR ANALYSIS



SECTOR 1 = FL to I1, SECTOR 2 = I1 to FL, DIFF = Difference To Personal Best Lap, P = Crossed Finish Line in Pit Lane, D = Time Disallowed

P9 74		Paul WHITBY		Yamaha TZR 250 - Greybridge Ltd			
IDEAL LAP TIME : 55.734		BEST LAP TIME : 55.777		DIFFERENCE : 0.043			
LAP	SECTOR 1	SECTOR 2	LAP TIME	MPH	DIFF	TIME OF DAY	
1 -	37.623	24.026	1:01.649	70.53	5.872	09:51:27.670	
2 -	35.290	23.910	59.200	73.45	3.423	09:52:26.870	
3 -	34.582	22.893	57.475	75.66	1.698	09:53:24.345	
4 -	34.339	22.863	57.202	76.02	1.425	09:54:21.547	
5 -	33.458	22.962	56.420	77.07	0.643	09:55:17.967	
6 -	33.771	23.064	56.835	76.51	1.058	09:56:14.802	
7 -	33.719	22.335	56.054 (2)	77.57	0.277	09:57:10.856	
8 -	33.501	22.276	55.777 (1)	77.96		09:58:06.633	
9 -	33.636	22.549	56.185 (3)	77.39	0.408	09:59:02.818	
10 -	33.981	22.486	56.467	77.01	0.690	09:59:59.285	

P10 27 C		Richard HAYWARD		Yamaha TZR 250 - Hazel Motors/ Gforce			
IDEAL LAP TIME : 55.726		BEST LAP TIME : 56.188		DIFFERENCE : 0.462			
LAP	SECTOR 1	SECTOR 2	LAP TIME	MPH	DIFF	TIME OF DAY	
1 -	36.575	23.382	59.957	72.52	3.769	09:51:19.212	
2 -	35.042	22.889	57.931	75.06	1.743	09:52:17.143	
3 -	34.184	23.166	57.350	75.82	1.162	09:53:14.493	
4 -	34.006	22.429	56.435 (2)	77.05	0.247	09:54:10.928	
5 -	34.232	22.961	57.193	76.03	1.005	09:55:08.121	
6 -	34.155	22.375	56.530	76.92	0.342	09:56:04.651	
7 -	33.351	22.837	56.188 (1)	77.39		09:57:00.839	
8 -	34.148	23.199	57.347	75.82	1.159	09:57:58.186	
9 -	33.849	22.653	56.502 (3)	76.96	0.314	09:58:54.688	

P11 100		Jake MASON		Yamaha TZR 250 - www.ypmrc.co.uk			
IDEAL LAP TIME : 56.459		BEST LAP TIME : 56.459		DIFFERENCE : 0.000			
LAP	SECTOR 1	SECTOR 2	LAP TIME	MPH	DIFF	TIME OF DAY	
1 -	36.965	23.894	1:00.859	71.45	4.400	09:51:17.156	
2 -	35.342	23.951	59.293	73.34	2.834	09:52:16.449	
3 -	34.700	23.240	57.940	75.05	1.481	09:53:14.389	
4 -	34.582	22.967	57.549	75.56	1.090	09:54:11.938	
5 -	33.990	22.760	56.750 (2)	76.62	0.291	09:55:08.688	
6 -	34.466	22.837	57.303	75.88	0.844	09:56:05.991	
7 -	33.967	22.785	56.752 (3)	76.62	0.293	09:57:02.743	
8 -	33.721	22.738	56.459 (1)	77.02		09:57:59.202	
9 -	34.208	23.443	57.651	75.42	1.192	09:58:56.853	
10 -	34.117	23.033	57.150	76.09	0.691	09:59:54.003	

P12 29		Derek CRIPPS		Yamaha TZR 250 - Kelly Cripps - Team FBR			
IDEAL LAP TIME : 56.485		BEST LAP TIME : 56.493		DIFFERENCE : 0.008			
LAP	SECTOR 1	SECTOR 2	LAP TIME	MPH	DIFF	TIME OF DAY	
1 -	37.496	23.655	1:01.151	71.11	4.658	09:51:44.880	
2 -	35.142	22.996	58.138	74.79	1.645	09:52:43.018	
3 -	35.325	24.076	59.401	73.20	2.908	09:53:42.419	
4 -	34.426	23.083	57.509 (3)	75.61	1.016	09:54:39.928	
5 -	34.459	22.560	57.019 (2)	76.26	0.526	09:55:36.947	
6 -	33.925	22.568	56.493 (1)	76.97		09:56:33.440	

Weather / Track : Cloudy / Dry

Brands Hatch Indy
Circuit Length = 1.2079 miles
Start: 09:49 Flag 09:59 End: 10:00

BMCRC - MRO Championships 2021 - Rnd 6 @ Brands Hatch Indy

DFDS Yamaha Past Masters

QUALIFYING - SECTOR ANALYSIS



SECTOR 1 = FL to I1, SECTOR 2 = I1 to FL, DIFF = Difference To Personal Best Lap, P = Crossed Finish Line in Pit Lane, D = Time Disallowed

P13 4		Denis HALIL		Yamaha TZR 250 - D & A AUTOS			
IDEAL LAP TIME : 56.505		BEST LAP TIME : 56.505		DIFFERENCE : 0.000			
LAP	SECTOR 1	SECTOR 2	LAP TIME	MPH	DIFF	TIME OF DAY	
1 -	37.708	23.379	1:01.087	71.18	4.582	09:51:20.770	
2 -	34.864	23.006	57.870	75.14	1.365	09:52:18.640	
3 -	35.255	23.515	58.770	73.99	2.265	09:53:17.410	
4 -	35.325	22.886	58.211	74.70	1.706	09:54:15.621	
5 -	35.190	22.798	57.988	74.99	1.483	09:55:13.609	
6 -	35.142	22.670	57.812 (3)	75.21	1.307	09:56:11.421	
7 -	34.212	22.546	56.758 (2)	76.61	0.253	09:57:08.179	
8 -	34.005	22.500	56.505 (1)	76.95		09:58:04.684	
9 -	34.211	23.656	57.867	75.14	1.362	09:59:02.551	
10 -	35.319	22.739	58.058	74.90	1.553	10:00:00.609	

P14 8 C		David BALL		Yamaha TZR 250 - Gardiner Page and Roe pension consultants			
IDEAL LAP TIME : 56.434		BEST LAP TIME : 56.520		DIFFERENCE : 0.086			
LAP	SECTOR 1	SECTOR 2	LAP TIME	MPH	DIFF	TIME OF DAY	
1 -	35.536	22.459	57.995	74.98	1.475	09:51:37.628	
2 -	34.228	22.677	56.905 (3)	76.41	0.385	09:52:34.533	
3 -	35.909	22.741	58.650	74.14	2.130	09:53:33.183	
4 -	34.178	22.982	57.160	76.07	0.640	09:54:30.343	
5 -	34.322	22.892	57.214	76.00	0.694	09:55:27.557	
6 -	34.136	22.926	57.062	76.20	0.542	09:56:24.619	
7 -	34.451	22.842	57.293	75.90	0.773	09:57:21.912	
8 -	34.319	22.585	56.904 (2)	76.42	0.384	09:58:18.816	
9 -	34.178	23.537	57.715	75.34	1.195	09:59:16.531	
10 -	33.975	22.545	56.520 (1)	76.93		10:00:13.051	

P15 60 C		Daniel GOUGH		Yamaha TZR 250 - G Force Motorcycles			
IDEAL LAP TIME : 56.554		BEST LAP TIME : 56.554		DIFFERENCE : 0.000			
LAP	SECTOR 1	SECTOR 2	LAP TIME	MPH	DIFF	TIME OF DAY	
1 -	37.206	23.741	1:00.947	71.35	4.393	09:51:28.166	
2 -	35.220	23.380	58.600	74.20	2.046	09:52:26.766	
3 -	34.489	22.786	57.275	75.92	0.721	09:53:24.041	
4 -	34.388	22.646	57.034 (3)	76.24	0.480	09:54:21.075	
5 -	34.493	22.921	57.414	75.74	0.860	09:55:18.489	
6 -	34.484	22.669	57.153	76.08	0.599	09:56:15.642	
7 -	34.221	23.215	57.436	75.71	0.882	09:57:13.078	
8 -	34.094	22.460	56.554 (1)	76.89		09:58:09.632	
9 -	34.133	22.827	56.960 (2)	76.34	0.406	09:59:06.592	
10 -	35.625	22.974	58.599	74.20	2.045	10:00:05.191	

P16 55		Paul TOLAND		Yamaha TZR 250 - Kippers keys			
IDEAL LAP TIME : 56.992		BEST LAP TIME : 57.296		DIFFERENCE : 0.304			
LAP	SECTOR 1	SECTOR 2	LAP TIME	MPH	DIFF	TIME OF DAY	
1 -	35.904	23.087	58.991	73.71	1.695	09:51:14.994	
2 -	34.228	23.068	57.296 (1)	75.89		09:52:12.290	
3 -	34.367	23.296	57.663	75.41	0.367	09:53:09.953	
4 -	34.528	23.406	57.934	75.06	0.638	09:54:07.887	
5 -	34.471	23.206	57.677	75.39	0.381	09:55:05.564	
6 -	34.598	23.045	57.643 (3)	75.44	0.347	09:56:03.207	
7 -	34.554	22.764	57.318 (2)	75.86	0.022	09:57:00.525	
8 -	34.543	23.638	58.181	74.74	0.885	09:57:58.706	
9 -	34.354	23.627	57.981	75.00	0.685	09:58:56.687	
10 -	35.364	23.575	58.939	73.78	1.643	09:59:55.626	

Weather / Track : Cloudy / Dry

Brands Hatch Indy
Circuit Length = 1.2079 miles
Start: 09:49 Flag 09:59 End: 10:00

BMCR - MRO Championships 2021 - Rnd 6 @ Brands Hatch Indy

DFDS Yamaha Past Masters

QUALIFYING - SECTOR ANALYSIS



SECTOR 1 = FL to I1, SECTOR 2 = I1 to FL, DIFF = Difference To Personal Best Lap, P = Crossed Finish Line in Pit Lane, D = Time Disallowed

P17 72 C		Chris THAY		Yamaha TZR 250 - Scell-it uk			
IDEAL LAP TIME : 57.607		BEST LAP TIME : 57.772		DIFFERENCE : 0.165			
LAP	SECTOR 1	SECTOR 2	LAP TIME	MPH	DIFF	TIME OF DAY	
1 -	35.824	24.268	1:00.092	72.36	2.320	09:51:14.660	
2 -	35.178	23.391	58.569	74.24	0.797	09:52:13.229	
3 -	35.085	23.444	58.529	74.29	0.757	09:53:11.758	
4 -	35.203	23.283	58.486 (2)	74.35	0.714	09:54:10.244	
5 -	34.761	23.011	57.772 (1)	75.27		09:55:08.016	
6 -	35.420	23.159	58.579	74.23	0.807	09:56:06.595	
7 -	35.634	23.156	58.790	73.96	1.018	09:57:05.385	
8 -	35.416	23.176	58.592	74.21	0.820	09:58:03.977	
9 -	34.596	23.910	58.506 (3)	74.32	0.734	09:59:02.483	
10 -	35.361	23.651	59.012	73.69	1.240	10:00:01.495	

P18 146		Michael MACE		Yamaha TZR 250 - Kevin Marshall			
IDEAL LAP TIME : 58.169		BEST LAP TIME : 58.177		DIFFERENCE : 0.008			
LAP	SECTOR 1	SECTOR 2	LAP TIME	MPH	DIFF	TIME OF DAY	
1 -	37.231	24.108	1:01.339	70.89	3.162	09:51:16.621	
2 -	36.114	24.545	1:00.659	71.68	2.482	09:52:17.280	
3 -	35.966	23.827	59.793	72.72	1.616	09:53:17.073	
4 -	35.716	23.731	59.447	73.15	1.270	09:54:16.520	
5 -	35.718	23.543	59.261	73.38	1.084	09:55:15.781	
6 -	34.916	23.496	58.412 (3)	74.44	0.235	09:56:14.193	
7 -	35.629	23.385	59.014	73.68	0.837	09:57:13.207	
8 -	35.167	23.409	58.576	74.23	0.399	09:58:11.783	
9 -	34.934	23.272	58.206 (2)	74.71	0.029	09:59:09.989	
10 -	34.897	23.280	58.177 (1)	74.74		10:00:08.166	

P19 46 C		Kevin MARSHALL		Yamaha TZR 250 - Stacey Processing			
IDEAL LAP TIME : 58.724		BEST LAP TIME : 58.724		DIFFERENCE : 0.000			
LAP	SECTOR 1	SECTOR 2	LAP TIME	MPH	DIFF	TIME OF DAY	
1 -	36.879	25.137	1:02.016	70.12	3.292	09:51:15.306	
2 -	37.000	24.518	1:01.518	70.68	2.794	09:52:16.824	
3 -	36.935	24.153	1:01.088	71.18	2.364	09:53:17.912	
4 -	35.674	24.346	1:00.020	72.45	1.296	09:54:17.932	
5 -	36.421	24.290	1:00.711	71.62	1.987	09:55:18.643	
6 -	35.131	24.067	59.198 (2)	73.45	0.474	09:56:17.841	
7 -	35.586	23.981	59.567	73.00	0.843	09:57:17.408	
8 -	35.458	24.085	59.543 (3)	73.03	0.819	09:58:16.951	
9 -	35.488	24.190	59.678	72.86	0.954	09:59:16.629	
10 -	35.054	23.670	58.724 (1)	74.05		10:00:15.353	

P20 9 R		David MACKENZIE		Yamaha TZR 250 -			
IDEAL LAP TIME : 59.963		BEST LAP TIME : 59.963		DIFFERENCE : 0.000			
LAP	SECTOR 1	SECTOR 2	LAP TIME	MPH	DIFF	TIME OF DAY	
1 -	41.066	26.129	1:07.195	64.71	7.232	09:51:27.942	
2 -	37.778	25.528	1:03.306	68.69	3.343	09:52:31.248	
3 -	39.275	25.631	1:04.906	66.99	4.943	09:53:36.154	
4 -	37.567	24.496	1:02.063	70.06	2.100	09:54:38.217	
5 -	36.750	24.237	1:00.987	71.30	1.024	09:55:39.204	
6 -	36.680	24.405	1:01.085	71.18	1.122	09:56:40.289	
7 -	36.346	24.166	1:00.512 (3)	71.86	0.549	09:57:40.801	
8 -	36.433	24.018	1:00.451 (2)	71.93	0.488	09:58:41.252	
9 -	35.954	24.009	59.963 (1)	72.52		09:59:41.215	

Weather / Track : Cloudy / Dry

Brands Hatch Indy
Circuit Length = 1.2079 miles
Start: 09:49 Flag 09:59 End: 10:00

BMCRC - MRO Championships 2021 - Rnd 6 @ Brands Hatch Indy

DFDS Yamaha Past Masters

QUALIFYING - SECTOR ANALYSIS



SECTOR 1 = FL to I1, SECTOR 2 = I1 to FL, DIFF = Difference To Personal Best Lap, P = Crossed Finish Line in Pit Lane, D = Time Disallowed

P21 67		Mark BAILEY		Yamaha TZR 250 - South Eastern Air Conditioning Ltd			
IDEAL LAP TIME : 1:00.716		BEST LAP TIME : 1:00.716		DIFFERENCE : 0.000			
LAP	SECTOR 1	SECTOR 2	LAP TIME	MPH	DIFF	TIME OF DAY	
1 -	40.012	26.183	1:06.195	65.69	5.479	09:51:50.080	
2 -	39.542	25.667	1:05.209	66.68	4.493	09:52:55.289	
3 -	38.731	25.207	1:03.938	68.01	3.222	09:53:59.227	
4 -	37.766	24.978	1:02.744	69.30	2.028	09:55:01.971	
5 -	38.550	24.617	1:03.167	68.84	2.451	09:56:05.138	
6 -	37.434	24.630	1:02.064 (3)	70.06	1.348	09:57:07.202	
7 -	37.826	24.803	1:02.629	69.43	1.913	09:58:09.831	
8 -	37.118	24.529	1:01.647 (2)	70.54	0.931	09:59:11.478	
9 -	36.313	24.403	1:00.716 (1)	71.62		10:00:12.194	

P22 73 R		Colvin TURNER		Yamaha TZR 250 -			
IDEAL LAP TIME : 1:01.417		BEST LAP TIME : 1:01.448		DIFFERENCE : 0.031			
LAP	SECTOR 1	SECTOR 2	LAP TIME	MPH	DIFF	TIME OF DAY	
1 -	OUTLAP	25.458	1:09.597	62.48	8.149	09:56:14.837	
2 -	37.187	24.261	1:01.448 (1)	70.76		09:57:16.285	
3 -	37.934	24.363	1:02.297 (3)	69.80	0.849	09:58:18.582	
4 -	37.156	24.617	1:01.773 (2)	70.39	0.325	09:59:20.355	

P23 33 C		Kieran LEWIS		Yamaha TZR 250 - Controls For Doors Ltd/ G Force Motorcycles			
IDEAL LAP TIME : 1:01.421		BEST LAP TIME : 1:01.597		DIFFERENCE : 0.176			
LAP	SECTOR 1	SECTOR 2	LAP TIME	MPH	DIFF	TIME OF DAY	
1 -	40.574	25.273	1:05.847	66.04	4.250	09:51:35.752	
2 -	38.675	25.309	1:03.984	67.96	2.387	09:52:39.736	
3 -	37.971	25.404	1:03.375	68.61	1.778	09:53:43.111	
4 -	37.542	24.804	1:02.346	69.74	0.749	09:54:45.457	
5 -	38.416	24.545	1:02.961	69.06	1.364	09:55:48.418	
6 -	37.549	25.028	1:02.577	69.49	0.980	09:56:50.995	
7 -	37.593	24.464	1:02.057 (3)	70.07	0.460	09:57:53.052	
8 -	37.063	24.534	1:01.597 (1)	70.59		09:58:54.649	
9 -	36.957	24.953	1:01.910 (2)	70.24	0.313	09:59:56.559	

P24 36		Phil ZANUTTO		Yamaha TZR 250 -			
IDEAL LAP TIME : 1:01.888		BEST LAP TIME : 1:01.896		DIFFERENCE : 0.008			
LAP	SECTOR 1	SECTOR 2	LAP TIME	MPH	DIFF	TIME OF DAY	
1 -	40.242	25.065	1:05.307	66.58	3.411	09:51:35.925	
2 -	39.187	25.123	1:04.310	67.61	2.414	09:52:40.235	
3 -	38.115	25.107	1:03.222	68.78	1.326	09:53:43.457	
4 -	37.567	24.586	1:02.153 (2)	69.96	0.257	09:54:45.610	
5 -	37.575	24.321	1:01.896 (1)	70.25		09:55:47.506	
6 -	38.633	24.980	1:03.613	68.36	1.717	09:56:51.119	
7 -	38.138	24.388	1:02.526 (3)	69.54	0.630	09:57:53.645	
8 -	38.409	24.778	1:03.187	68.82	1.291	09:58:56.832	
9 -	38.422	24.656	1:03.078	68.94	1.182	09:59:59.910	

P25 42 C		Martin PEARSON		Yamaha TZR 250 - Viking Inspection			
IDEAL LAP TIME : 1:02.388		BEST LAP TIME : 1:02.558		DIFFERENCE : 0.170			
LAP	SECTOR 1	SECTOR 2	LAP TIME	MPH	DIFF	TIME OF DAY	
1 -	41.534	26.966	1:08.500	63.48	5.942	09:51:24.839	
2 -	40.077	26.077	1:06.154	65.73	3.596	09:52:30.993	
3 -	39.306	25.625	1:04.931	66.97	2.373	09:53:35.924	
4 -	39.117	25.296	1:04.413	67.51	1.855	09:54:40.337	
5 -	38.120	24.957	1:03.077 (3)	68.94	0.519	09:55:43.414	
6 -	37.935	25.133	1:03.068 (2)	68.95	0.510	09:56:46.482	
7 -	37.431	25.127	1:02.558 (1)	69.51		09:57:49.040	

Weather / Track : Cloudy / Dry

Brands Hatch Indy
Circuit Length = 1.2079 miles
Start: 09:49 Flag 09:59 End: 10:00

BMCRC - MRO Championships 2021 - Rnd 6 @ Brands Hatch Indy

DFDS Yamaha Past Masters

QUALIFYING - SECTOR ANALYSIS



SECTOR 1 = FL to I1, SECTOR 2 = I1 to FL, DIFF = Difference To Personal Best Lap, P = Crossed Finish Line in Pit Lane, D = Time Disallowed

P26 65 C		Nigel TERRY		Yamaha TZR 250 - NTrap Garage Doors			
IDEAL LAP TIME : 1:02.907		BEST LAP TIME : 1:02.907		DIFFERENCE : 0.000			
LAP	SECTOR 1	SECTOR 2	LAP TIME	MPH	DIFF	TIME OF DAY	
1 -	44.785	26.307	1:11.092	61.16	8.185	09:51:31.097	
2 -	41.460	25.310	1:06.770	65.12	3.863	09:52:37.867	
3 -	38.774	25.298	1:04.072 (2)	67.87	1.165	09:53:41.939	
4 -	39.152	25.511	1:04.663	67.25	1.756	09:54:46.602	
5 -	38.460	24.447	1:02.907 (1)	69.12		09:55:49.509	
6 -	39.092	25.176	1:04.268 (3)	67.66	1.361	09:56:53.777	
7 -	39.651	25.883	1:05.534	66.35	2.627	09:57:59.311	
8 -	38.888	25.612	1:04.500	67.42	1.593	09:59:03.811	
9 -	39.172	25.473	1:04.645	67.26	1.738	10:00:08.456	

Weather / Track : Cloudy / Dry

Brands Hatch Indy
 Circuit Length = 1.2079 miles
 Start: 09:49 Flag 09:59 End: 10:00

BMCRC - MRO Championships 2021 - Rnd 6 @ Brands Hatch Indy

DFDS Yamaha Past Masters

QUALIFYING - BEST SECTORS

SECTOR 1			SECTOR 2			IDEAL / BEST COMPARISON						
POS	NO	NAME	TIME	NO	NAME	TIME	POS	NO	NAME	IDEAL	BEST	DIFF
									PERFECT LAP	53.770		
1	13	EDMONDSON	32.228	13	EDMONDSON	21.542	1	13	EDMONDSON	53.770	53.809	0.039
2	24	CARSON	32.777	19	BRANTON	21.774	2	24	CARSON	54.600	54.784	0.184
3	19	BRANTON	32.947	24	CARSON	21.823	3	19	BRANTON	54.721	54.844	0.123
4	30	COOPER	32.947	51	WHOLEY	21.897	4	51	WHOLEY	54.919	55.070	0.151
5	51	WHOLEY	33.022	15	PERKINS	22.001	5	30	COOPER	54.971	55.422	0.451
6	15	PERKINS	33.057	30	COOPER	22.024	6	15	PERKINS	55.058	55.182	0.124
7	6	HOGAN	33.059	88	STANLEY	22.119	7	88	STANLEY	55.300	55.300	0.000
8	88	STANLEY	33.181	74	WHITBY	22.276	8	6	HOGAN	55.395	55.395	0.000
9	27	HAYWARD	33.351	6	HOGAN	22.336	9	27	HAYWARD	55.726	56.188	0.462
10	74	WHITBY	33.458	27	HAYWARD	22.375	10	74	WHITBY	55.734	55.777	0.043
11	100	MASON	33.721	8	BALL	22.459	11	8	BALL	56.434	56.520	0.086
12	29	CRIPPS	33.925	60	GOUGH	22.460	12	100	MASON	56.459	56.459	0.000
13	8	BALL	33.975	4	HALIL	22.500	13	29	CRIPPS	56.485	56.493	0.008
14	4	HALIL	34.005	29	CRIPPS	22.560	14	4	HALIL	56.505	56.505	0.000
15	60	GOUGH	34.094	100	MASON	22.738	15	60	GOUGH	56.554	56.554	0.000
16	55	TOLAND	34.228	55	TOLAND	22.764	16	55	TOLAND	56.992	57.296	0.304
17	72	THAY	34.596	72	THAY	23.011	17	72	THAY	57.607	57.772	0.165
18	146	MACE	34.897	146	MACE	23.272	18	146	MACE	58.169	58.177	0.008
19	46	MARSHALL	35.054	46	MARSHALL	23.670	19	46	MARSHALL	58.724	58.724	0.000
20	9	MACKENZIE	35.954	9	MACKENZIE	24.009	20	9	MACKENZIE	59.963	59.963	0.000
21	67	BAILEY	36.313	73	TURNER	24.261	21	67	BAILEY	1:00.716	1:00.716	0.000
22	33	LEWIS	36.957	36	ZANUTTO	24.321	22	73	TURNER	1:01.417	1:01.448	0.031
23	73	TURNER	37.156	67	BAILEY	24.403	23	33	LEWIS	1:01.421	1:01.597	0.176
24	42	PEARSON	37.431	65	TERRY	24.447	24	36	ZANUTTO	1:01.888	1:01.896	0.008
25	36	ZANUTTO	37.567	33	LEWIS	24.464	25	42	PEARSON	1:02.388	1:02.558	0.170
26	65	TERRY	38.460	42	PEARSON	24.957	26	65	TERRY	1:02.907	1:02.907	0.000

Weather / Track : Cloudy / Dry

Results can be found at www.tsl-timing.com

Brands Hatch Indy
Circuit Length = 1.2079 miles
Start: 09:49 Flag 09:59 End: 10:00

Printed - 10:02 Saturday, 02 October 2021

BMCRC - MRO Championships 2021 - Rnd 6 @ Brands Hatch Indy

DFDS Yamaha Past Masters

QUALIFYING - STATISTICS

Competitors Started 26
Planned Start 2021-10-02 @ 10:08:00.000
Actual Start 2021-10-02 @ 09:49:43.088
Finish Time 2021-10-02 @ 09:59:28.188
Track Length 1.2079mi.
Total Laps 237
Total Distance Covered 286.2831mi.

Session Fastest Lap History

NO	CL	NAME	LAP TIME	TIME OF DAY	LAP	VEHICLE
72	C	Chris THAY	1:00.092	09:51:14.676	1	Yamaha TZR 250
55		Paul TOLAND	58.991	09:51:15.008	1	Yamaha TZR 250
24		Scott CARSON	56.550	09:51:34.304	1	Yamaha TZR 250
24		Scott CARSON	55.764	09:52:30.069	2	Yamaha TZR 250
13		Doug EDMONDSON	55.152	09:53:17.795	3	Yamaha TZR 250
24		Scott CARSON	54.830	09:53:24.899	3	Yamaha TZR 250
24		Scott CARSON	54.784	09:57:06.262	7	Yamaha TZR 250
13		Doug EDMONDSON	54.049	09:57:52.775	8	Yamaha TZR 250
13		Doug EDMONDSON	53.809	09:59:41.191	10	Yamaha TZR 250

Flag History

TYPE	TIME OF DAY
GREEN	09:49:43.088
FINISH	09:59:28.188

Flag Statistics

TYPE	COUNT	TOTAL LAPS	TOTAL TIME
Green	1	10	10:50.482
Red	0	0	0.000
Safety Car	0	0	0.000
FCY	0	0	0.000

BMCRC - MRO Championships 2021 - Rnd 6 @ Brands Hatch Indy

DFDS Yamaha Past Masters

QUALIFYING - STATISTICS

CLASS :

16 Starters

Fastest Lap History

NO	NAME	LAP TIME	TIME OF DAY	LAP	VEHICLE
55	Paul TOLAND	58.991	09:51:15.008	1	Yamaha TZR 250
24	Scott CARSON	56.550	09:51:34.304	1	Yamaha TZR 250
24	Scott CARSON	55.764	09:52:30.069	2	Yamaha TZR 250
13	Doug EDMONDSON	55.152	09:53:17.795	3	Yamaha TZR 250
24	Scott CARSON	54.830	09:53:24.899	3	Yamaha TZR 250
24	Scott CARSON	54.784	09:57:06.262	7	Yamaha TZR 250
13	Doug EDMONDSON	54.049	09:57:52.775	8	Yamaha TZR 250
13	Doug EDMONDSON	53.809	09:59:41.191	10	Yamaha TZR 250

BMCRC - MRO Championships 2021 - Rnd 6 @ Brands Hatch Indy

DFDS Yamaha Past Masters

QUALIFYING - STATISTICS

CLASS : C

8 Starters

Fastest Lap History

NO	NAME	LAP TIME	TIME OF DAY	LAP	VEHICLE
72	Chris THAY	1:00.092	09:51:14.676	1	Yamaha TZR 250
27	Richard HAYWARD	59.957	09:51:19.226	1	Yamaha TZR 250
8	David BALL	57.995	09:51:37.653	1	Yamaha TZR 250
27	Richard HAYWARD	57.931	09:52:17.156	2	Yamaha TZR 250
8	David BALL	56.905	09:52:34.557	2	Yamaha TZR 250
27	Richard HAYWARD	56.435	09:54:10.941	4	Yamaha TZR 250
27	Richard HAYWARD	56.188	09:57:00.852	7	Yamaha TZR 250

BMCRC - MRO Championships 2021 - Rnd 6 @ Brands Hatch Indy

DFDS Yamaha Past Masters

QUALIFYING - STATISTICS

CLASS : R

2 Starters

Fastest Lap History

NO	NAME	LAP TIME	TIME OF DAY	LAP	VEHICLE
9	David MACKENZIE	1:07.195	09:51:27.974	1	Yamaha TZR 250
9	David MACKENZIE	1:03.306	09:52:31.280	2	Yamaha TZR 250
9	David MACKENZIE	1:02.063	09:54:38.248	4	Yamaha TZR 250
9	David MACKENZIE	1:00.987	09:55:39.235	5	Yamaha TZR 250
9	David MACKENZIE	1:00.512	09:57:40.832	7	Yamaha TZR 250
9	David MACKENZIE	1:00.451	09:58:41.283	8	Yamaha TZR 250
9	David MACKENZIE	59.963	09:59:41.215	9	Yamaha TZR 250

BMCRC - MRO Championships 2021 - Rnd 6 @ Brands Hatch Indy
DFDS Yamaha Past Masters
RACE 6 - THE PAUL HOGAN MEMORIAL RACE - GRID (10 Laps)

ROW 9	27	199	Michael FROST	1:02.907	26	65	Nigel TERRY	1:02.558	25	42	Martin PEARSON
ROW 8	24	36	Phil ZANUTTO	1:01.896	23	33	Kieran LEWIS	1:01.597	22	73	Colvin TURNER
ROW 7	21	67	Mark BAILEY	1:00.716	20	9	David MACKENZIE	59.963	19	46	Kevin MARSHALL
ROW 6	18	146	Michael MACE	58.177	17	72	Chris THAY	57.772	16	55	Paul TOLAND
ROW 5	15	60	Daniel GOUGH	56.554	14	8	David BALL	56.520	13	4	Denis HALIL
ROW 4	12	29	Derek CRIPPS	56.493	11	100	Jake MASON	56.459	10	27	Richard HAYWARD
ROW 3	9	74	Paul WHITBY	55.777	8	30	Alan COOPER	55.422	7	6	Calvin HOGAN
ROW 2	6	88	Michael STANLEY	55.300	5	15	Billy PERKINS	55.182	4	51	Kevin WHOLEY
ROW 1	3	19	Peter BRANTON	54.844	2	24	Scott CARSON	54.784	1	13	Doug EDMONDSON
Pole											

Brands Hatch Indy

Circuit Length = 1.2079 miles

These results are provisional until the conclusion of any judicial and technical matters.

Clerk Of Course :	Stewards :	Timekeeper : Alan Povey
-------------------	------------	-------------------------

 Results can be found at www.tsl-timing.com

Printed - 10:02 Saturday, 02 October 2021



BMCRC - MRO Championships 2021 - Rnd 6 @ Brands Hatch Indy
DFDS Yamaha Past Masters
RACE 6 - THE PAUL HOGAN MEMORIAL RACE - CLASSIFICATION

POS	NO	CL	PIC NAME	ENTRY	LAPS	TIME	GAP	DIFF	MPH	BEST	ON
1	13		1 Doug EDMONDSON	Yamaha TZR 250 - Stan Stephens Tuning	10	10:10.998			71.17	1:00.053	3
2	24		2 Scott CARSON	Yamaha TZR 250 - Brian Grays Powerbiking,All Eng	10	10:13.693	2.695	2.695	70.85	1:00.198	10
3	15		3 Billy PERKINS	Yamaha TZR 250 - Ashford tarmac / Barking mad al	10	10:17.294	6.296	3.601	70.44	1:00.631	8
4	19		4 Peter BRANTON	Yamaha TZR 250 - Exactweld Racing	10	10:42.201	31.203	24.907	67.71	1:02.512	10
5	55		5 Paul TOLAND	Yamaha TZR 250 - Kippers keys	10	10:48.451	37.453	6.250	67.06	1:02.658	9
6	6		6 Calvin HOGAN	Yamaha TZR 250 -	10	10:53.148	42.150	4.697	66.57	1:03.078	6
7	51		7 Kevin WHOLEY	Yamaha TZR 250 - Twistgrip Motorcycles	10	10:53.231	42.233	0.083	66.57	1:03.027	5
8	8	C	1 David BALL	Yamaha TZR 250 - Gardiner Page and Roe pension	10	10:55.601	44.603	2.370	66.33	1:02.707	10
9	27	C	2 Richard HAYWARD	Yamaha TZR 250 - Hazel Motors/ Gforce	10	10:55.779	44.781	0.178	66.31	1:03.175	10
10	74		8 Paul WHITBY	Yamaha TZR 250 - Greybridge Ltd	10	10:57.340	46.342	1.561	66.15	1:04.514	10
11	88		9 Michael STANLEY	Yamaha TZR 250 -	10	10:57.443	46.445	0.103	66.14	1:04.093	10
12	4		10 Denis HALIL	Yamaha TZR 250 - D & A AUTOS	10	10:57.617	46.619	0.174	66.12	1:03.935	8
13	146		11 Michael GAUGE	Yamaha TZR 250 - Kevin Marshall	10	10:59.678	48.680	2.061	65.92	1:04.219	8
14	60	C	3 Daniel GOUGH	Yamaha TZR 250 - G Force Motorcycles	10	11:01.416	50.418	1.738	65.74	1:03.611	10
15	72	C	4 Chris THAY	Yamaha TZR 250 - Scell-it uk	10	11:11.258	1:00.260	9.842	64.78	1:05.069	8
16	100		12 Jake MASON	Yamaha TZR 250 - www.ypmrc.co.uk	9	10:11.457	1 Lap	1 Lap	64.00	1:05.312	6
17	42	C	5 Martin PEARSON	Yamaha TZR 250 - Viking Inspection	9	10:47.298	1 Lap	35.841	60.46	1:09.392	9
18	46	C	6 Kevin MARSHALL	Yamaha TZR 250 - Stacey Processing	9	10:54.911	1 Lap	7.613	59.75	1:10.650	9
19	9	R	1 David MACKENZIE	Yamaha TZR 250 -	9	10:54.976	1 Lap	0.065	59.75	1:09.169	7
20	67		13 Mark BAILEY	Yamaha TZR 250 - South Eastern Air Conditioning I	9	11:21.675	1 Lap	26.699	57.41	1:13.254	2
21	33	C	7 Kieran LEWIS	Yamaha TZR 250 - Controls For Doors Ltd/ G Force	8	10:22.359	2 Laps	1 Lap	55.89	1:14.637	8

NOT CLASSIFIED

DNF	65	C	Nigel TERRY	Yamaha TZR 250 - NTrap Garage Doors	3	3:56.870	7 Laps	5 Laps	55.07	1:15.138	2
DNF	73	R	Colvin TURNER	Yamaha TZR 250 -	0						

FASTEST LAP

13	Doug EDMONDSON	Yamaha TZR 250 - Stan Stephens Tuning	3	1:00.053	72.41 mph	116.53 kph
8	C David BALL	Yamaha TZR 250 - Gardiner Page and Roe pension	10	1:02.707	69.34 mph	111.60 kph
9	R David MACKENZIE	Yamaha TZR 250 -	7	1:09.169	62.86 mph	101.17 kph

* Bike 13 - Please fit a working transponder
 Class - 92.5% of Race Speed = 65.83 mph
 Class C - 92.5% of Race Speed = 61.35 mph
 Class R - 92.5% of Race Speed = 55.26 mph

Brands Hatch Indy: 1.2079 miles
 Race Distance: 10 Laps / 12.07 miles
 Start: 13:46 Flag 13:57 End: 13:58

Weather / Track : Rain / Wet

These results are provisional until the conclusion of any judicial and technical matters.

Clerk Of Course :	Stewards :	Timekeeper : Alan Povey
-------------------	------------	-------------------------

Results can be found at www.tsl-timing.com

Printed - 14:03 Saturday, 02 October 2021



BMCRC - MRO Championships 2021 - Rnd 6 @ Brands Hatch Indy

DFDS Yamaha Past Masters

RACE 6 - THE PAUL HOGAN MEMORIAL RACE - LAP CHART

LAP 1 @ 13:48:02.203			LAP 2 @ 13:49:02.788			LAP 3 @ 13:50:02.841			LAP 4 @ 13:51:03.244			LAP 5 @ 13:52:03.748		
NO	BEHIND	LAP TIME	NO	BEHIND	LAP TIME	NO	BEHIND	LAP TIME	NO	BEHIND	LAP TIME	NO	BEHIND	LAP TIME
13		1:05.202	13		1:00.584	13		1:00.053	13		1:00.403	13		1:00.504
15	1.176	1:06.379	15	2.148	1:01.556	15	3.078	1:00.983	15	3.881	1:01.206	24	4.789	1:01.017
24	1.853	1:07.056	24	2.759	1:01.490	24	3.692	1:00.986	24	4.276	1:00.987	15	4.989	1:01.612
19	5.659	1:10.862	19	11.657	1:06.582	19	16.217	1:04.613	19	19.507	1:03.693	33	1 Lap	1:16.435
51	6.352	1:11.555	74	12.036	1:05.780	74	17.184	1:05.201	51	21.400	1:04.507	19	22.200	1:03.197
88	6.714	1:11.917	51	12.165	1:06.397	51	17.296	1:05.184	74	21.707	1:04.926	51	23.923	1:03.027
74	6.840	1:12.043	88	12.907	1:06.777	55	17.879	1:04.705	55	21.921	1:04.445	55	25.626	1:04.209
4	7.316	1:12.519	4	13.113	1:06.381	88	18.699	1:05.845	27	23.521	1:04.957	74	26.645	1:05.442
55	7.852	1:13.055	55	13.227	1:05.959	27	18.967	1:05.386	88	23.596	1:05.300	27	28.215	1:05.198
27	8.029	1:13.232	27	13.634	1:06.189	4	19.283	1:06.223	4	23.875	1:04.995	88	28.571	1:05.479
146	8.542	1:13.745	146	14.186	1:06.228	146	19.759	1:05.626	146	24.516	1:05.160	6	28.608	1:03.758
8	9.517	1:14.720	6	15.335	1:05.504	8	21.780	1:05.726	6	25.354	1:03.721	4	29.175	1:05.804
60	9.545	1:14.748	72	15.369	1:06.238	72	21.838	1:06.522	8	25.518	1:04.141	146	29.370	1:05.358
72	9.715	1:14.918	8	16.107	1:07.174	6	22.036	1:06.754	72	27.812	1:06.377	8	29.600	1:04.586
6	10.415	1:15.618	60	16.313	1:07.352	60	22.956	1:06.696	60	27.977	1:05.424	60	32.589	1:05.116
100	12.029	1:17.232	100	20.540	1:09.095	100	28.416	1:07.929	100	34.877	1:06.864	72	33.069	1:05.761
46	14.477	1:19.680	46	26.207	1:12.314	46	38.561	1:12.407	46	51.183	1:13.025	100	40.622	1:06.249
67	15.961	1:21.164	67	28.631	1:13.254	42	41.219	1:11.778	42	52.157	1:11.341	42	1:01.574	1:09.921
42	17.295	1:22.498	42	29.494	1:12.783	67	42.110	1:13.532	67	56.583	1:14.876			
9	18.453	1:23.656	9	31.266	1:13.397	9	42.854	1:11.641	9	56.669	1:14.218			
65	19.017	1:24.220	65	33.571	1:15.138	65	51.030	1:17.512						
33	21.520	1:26.723	33	39.239	1:18.303	33	56.815	1:17.629						

Weather / Track : Rain / Wet

Results can be found at www.tsl-timing.com

Page 1 of 2

Brands Hatch Indy
Circuit Length = 1.2079 miles
Start: 13:46 Flag 13:57 End: 13:58

Printed - 14:04 Saturday, 02 October 2021

BMCRC - MRO Championships 2021 - Rnd 6 @ Brands Hatch Indy

DFDS Yamaha Past Masters

RACE 6 - THE PAUL HOGAN MEMORIAL RACE - LAP CHART

LAP 6 @ 13:53:05.467			LAP 7 @ 13:54:06.015			LAP 8 @ 13:55:06.858			LAP 9 @ 13:56:07.192			LAP 10 @ 13:57:07.999		
NO	BEHIND	LAP TIME	NO	BEHIND	LAP TIME	NO	BEHIND	LAP TIME	NO	BEHIND	LAP TIME	NO	BEHIND	LAP TIME
13		1:01.719	13		1:00.548	13		1:00.843	13		1:00.334	13		1:00.807
46	1 Lap	1:12.747	24	3.713	1:00.744	24	3.173	1:00.303	24	3.304	1:00.465	100	1 Lap	1:05.777
24	3.517	1:00.447	15	4.570	1:00.999	15	4.358	1:00.631	15	5.048	1:01.024	24	2.695	1:00.198
15	4.119	1:00.849	42	1 Lap	1:09.621	42	1 Lap	1:09.995	42	1 Lap	1:09.969	15	6.296	1:02.055
9	1 Lap	1:11.897	46	1 Lap	1:11.246	46	1 Lap	1:11.154	19	29.498	1:02.574	33	2 Laps	1:14.637
67	1 Lap	1:15.445	9	1 Lap	1:10.268	9	1 Lap	1:09.169	46	1 Lap	1:11.688	19	31.203	1:02.512
19	23.455	1:02.974	67	1 Lap	1:15.637	19	27.258	1:02.583	9	1 Lap	1:10.106	42	1 Lap	1:09.392
51	25.891	1:03.687	19	25.518	1:02.611	55	32.068	1:03.324	55	34.392	1:02.658	55	37.453	1:03.868
33	1 Lap	1:16.008	55	29.587	1:03.198	51	34.871	1:06.012	6	38.981	1:03.737	6	42.150	1:03.976
55	26.937	1:03.030	51	29.702	1:04.359	6	35.578	1:03.326	51	39.332	1:04.795	51	42.233	1:03.708
74	29.833	1:04.907	6	33.095	1:03.676	74	38.158	1:04.676	27	42.413	1:04.476	46	1 Lap	1:10.650
6	29.967	1:03.078	74	34.325	1:05.040	27	38.271	1:04.622	74	42.635	1:04.811	9	1 Lap	1:10.624
27	30.780	1:04.284	27	34.492	1:04.260	67	1 Lap	1:14.246	8	42.703	1:03.292	8	44.603	1:02.707
88	31.536	1:04.684	88	35.710	1:04.722	88	39.028	1:04.161	88	43.159	1:04.465	27	44.781	1:03.175
4	31.882	1:04.426	4	36.177	1:04.843	4	39.269	1:03.935	4	43.349	1:04.414	74	46.342	1:04.514
8	32.537	1:04.656	8	37.117	1:05.128	8	39.745	1:03.471	146	45.067	1:04.406	88	46.445	1:04.093
146	33.156	1:05.505	146	37.619	1:05.011	146	40.995	1:04.219	60	47.614	1:03.812	4	46.619	1:04.077
60	35.868	1:04.998	60	40.316	1:04.996	60	44.136	1:04.663	72	53.326	1:07.096	146	48.680	1:04.420
72	36.762	1:05.412	72	42.338	1:06.124	72	46.564	1:05.069	67	1 Lap	1:17.159	60	50.418	1:03.611
100	44.215	1:05.312	33	1 Lap	1:17.181	100	55.823	1:07.571				72	1:00.260	1:07.741
			100	49.095	1:05.428	33	1 Lap	1:15.443				67	1 Lap	1:16.362

Weather / Track : Rain / Wet

Results can be found at www.tsl-timing.com

Page 2 of 2

Brands Hatch Indy
Circuit Length = 1.2079 miles
Start: 13:46 Flag 13:57 End: 13:58

Printed - 14:04 Saturday, 02 October 2021

BMCRC - MRO Championships 2021 - Rnd 6 @ Brands Hatch Indy

DFDS Yamaha Past Masters

RACE 6 - THE PAUL HOGAN MEMORIAL RACE - SECTOR ANALYSIS



SECTOR 1 = FL to I1, SECTOR 2 = I1 to FL, DIFF = Difference To Personal Best Lap, P = Crossed Finish Line in Pit Lane, D = Time Disallowed

P1 13		Doug EDMONDSON		Yamaha TZR 250 - Stan Stephens Tuning		
IDEAL LAP TIME :		BEST LAP TIME : 1:00.053		DIFFERENCE :		
LAP	SECTOR 1	SECTOR 2	LAP TIME	MPH	DIFF	TIME OF DAY
1 -			1:05.202	66.69	5.149	13:48:02.203
2 -			1:00.584	71.77	0.531	13:49:02.788
3 -			1:00.053 (1)	72.41		13:50:02.841
4 -			1:00.403 (3)	71.99	0.350	13:51:03.244
5 -			1:00.504	71.87	0.451	13:52:03.748
6 -			1:01.719	70.45	1.666	13:53:05.467
7 -			1:00.548	71.82	0.495	13:54:06.015
8 -			1:00.843	71.47	0.790	13:55:06.858
9 -			1:00.334 (2)	72.07	0.281	13:56:07.192
10 -			1:00.807	71.51	0.754	13:57:07.999

P2 24		Scott CARSON		Yamaha TZR 250 - Brian Grays Powerbiking,All England Diamoi		
IDEAL LAP TIME : 1:00.120		BEST LAP TIME : 1:00.198		DIFFERENCE : 0.078		
LAP	SECTOR 1	SECTOR 2	LAP TIME	MPH	DIFF	TIME OF DAY
1 -		24.704	1:07.056	64.84	6.858	13:48:04.057
2 -	36.975	24.515	1:01.490	70.72	1.292	13:49:05.547
3 -	36.564	24.422	1:00.986	71.30	0.788	13:50:06.533
4 -	36.636	24.351	1:00.987	71.30	0.789	13:51:07.520
5 -	36.594	24.423	1:01.017	71.26	0.819	13:52:08.537
6 -	36.045	24.402	1:00.447 (3)	71.94	0.249	13:53:08.984
7 -	36.220	24.524	1:00.744	71.58	0.546	13:54:09.728
8 -	36.020	24.283	1:00.303 (2)	72.11	0.105	13:55:10.031
9 -	36.216	24.249	1:00.465	71.91	0.267	13:56:10.496
10 -	35.871	24.327	1:00.198 (1)	72.23		13:57:10.694

P3 15		Billy PERKINS		Yamaha TZR 250 - Ashford tarmac / Barking mad about Animals		
IDEAL LAP TIME : 1:00.191		BEST LAP TIME : 1:00.631		DIFFERENCE : 0.440		
LAP	SECTOR 1	SECTOR 2	LAP TIME	MPH	DIFF	TIME OF DAY
1 -		24.341	1:06.379	65.51	5.748	13:48:03.380
2 -	37.251	24.305	1:01.556	70.64	0.925	13:49:04.936
3 -	36.641	24.342	1:00.983 (3)	71.30	0.352	13:50:05.919
4 -	36.956	24.250	1:01.206	71.04	0.575	13:51:07.125
5 -	37.318	24.294	1:01.612	70.58	0.981	13:52:08.737
6 -	36.493	24.356	1:00.849 (2)	71.46	0.218	13:53:09.586
7 -	37.128	23.871	1:00.999	71.28	0.368	13:54:10.585
8 -	36.320	24.311	1:00.631 (1)	71.72		13:55:11.216
9 -	36.755	24.269	1:01.024	71.26	0.393	13:56:12.240
10 -	36.922	25.133	1:02.055	70.07	1.424	13:57:14.295

P4 19		Peter BRANTON		Yamaha TZR 250 - Exactweld Racing		
IDEAL LAP TIME : 1:02.033		BEST LAP TIME : 1:02.512		DIFFERENCE : 0.479		
LAP	SECTOR 1	SECTOR 2	LAP TIME	MPH	DIFF	TIME OF DAY
1 -		26.125	1:10.862	61.36	8.350	13:48:07.863
2 -	40.451	26.131	1:06.582	65.31	4.070	13:49:14.445
3 -	39.219	25.394	1:04.613	67.30	2.101	13:50:19.058
4 -	38.295	25.398	1:03.693	68.27	1.181	13:51:22.751
5 -	37.710	25.487	1:03.197	68.81	0.685	13:52:25.948
6 -	37.759	25.215	1:02.974	69.05	0.462	13:53:28.922
7 -	37.502	25.109	1:02.611	69.45	0.099	13:54:31.533
8 -	37.749	24.834	1:02.583 (3)	69.48	0.071	13:55:34.116
9 -	37.723	24.851	1:02.574 (2)	69.49	0.062	13:56:36.690
10 -	37.199	25.313	1:02.512 (1)	69.56		13:57:39.202

Weather / Track : Rain / Wet

Brands Hatch Indy
Circuit Length = 1.2079 miles
Start: 13:46 Flag 13:57 End: 13:58

BMCRC - MRO Championships 2021 - Rnd 6 @ Brands Hatch Indy

DFDS Yamaha Past Masters

RACE 6 - THE PAUL HOGAN MEMORIAL RACE - SECTOR ANALYSIS



SECTOR 1 = FL to I1, SECTOR 2 = I1 to FL, DIFF = Difference To Personal Best Lap, P = Crossed Finish Line in Pit Lane, D = Time Disallowed

P5 55 Paul TOLAND		Yamaha TZR 250 - Kippers keys				
IDEAL LAP TIME : 1:02.617		BEST LAP TIME : 1:02.658		DIFFERENCE : 0.041		
LAP	SECTOR 1	SECTOR 2	LAP TIME	MPH	DIFF	TIME OF DAY
1 -		26.677	1:13.055	59.52	10.397	13:48:10.056
2 -	39.706	26.253	1:05.959	65.92	3.301	13:49:16.015
3 -	38.854	25.851	1:04.705	67.20	2.047	13:50:20.720
4 -	38.856	25.589	1:04.445	67.47	1.787	13:51:25.165
5 -	38.716	25.493	1:04.209	67.72	1.551	13:52:29.374
6 -	37.875	25.155	1:03.030 (2)	68.99	0.372	13:53:32.404
7 -	37.714	25.484	1:03.198 (3)	68.80	0.540	13:54:35.602
8 -	37.994	25.330	1:03.324	68.67	0.666	13:55:38.926
9 -	37.755	24.903	1:02.658 (1)	69.40		13:56:41.584
10 -	37.769	26.099	1:03.868	68.08	1.210	13:57:45.452

P6 6 Calvin HOGAN		Yamaha TZR 250 -				
IDEAL LAP TIME : 1:02.695		BEST LAP TIME : 1:03.078		DIFFERENCE : 0.383		
LAP	SECTOR 1	SECTOR 2	LAP TIME	MPH	DIFF	TIME OF DAY
1 -		26.385	1:15.618	57.50	12.540	13:48:12.619
2 -	39.741	25.763	1:05.504	66.38	2.426	13:49:18.123
3 -	41.527	25.227	1:06.754	65.14	3.676	13:50:24.877
4 -	38.515	25.206	1:03.721	68.24	0.643	13:51:28.598
5 -	38.398	25.360	1:03.758	68.20	0.680	13:52:32.356
6 -	37.905	25.173	1:03.078 (1)	68.94		13:53:35.434
7 -	38.303	25.373	1:03.676 (3)	68.29	0.598	13:54:39.110
8 -	37.775	25.551	1:03.326 (2)	68.67	0.248	13:55:42.436
9 -	38.817	24.920	1:03.737	68.22	0.659	13:56:46.173
10 -	37.832	26.144	1:03.976	67.97	0.898	13:57:50.149

P7 51 Kevin WHOLEY		Yamaha TZR 250 - Twistgrip Motorcycles				
IDEAL LAP TIME : 1:02.780		BEST LAP TIME : 1:03.027		DIFFERENCE : 0.247		
LAP	SECTOR 1	SECTOR 2	LAP TIME	MPH	DIFF	TIME OF DAY
1 -		26.036	1:11.555	60.77	8.528	13:48:08.556
2 -	40.135	26.262	1:06.397	65.49	3.370	13:49:14.953
3 -	39.609	25.575	1:05.184	66.71	2.157	13:50:20.137
4 -	39.232	25.275	1:04.507	67.41	1.480	13:51:24.644
5 -	38.132	24.895	1:03.027 (1)	68.99		13:52:27.671
6 -	37.915	25.772	1:03.687 (2)	68.28	0.660	13:53:31.358
7 -	38.499	25.860	1:04.359	67.56	1.332	13:54:35.717
8 -	39.697	26.315	1:06.012	65.87	2.985	13:55:41.729
9 -	39.295	25.500	1:04.795	67.11	1.768	13:56:46.524
10 -	37.885	25.823	1:03.708 (3)	68.25	0.681	13:57:50.232

P8 8 C David BALL		Yamaha TZR 250 - Gardiner Page and Roe pension consultants				
IDEAL LAP TIME : 1:02.707		BEST LAP TIME : 1:02.707		DIFFERENCE : 0.000		
LAP	SECTOR 1	SECTOR 2	LAP TIME	MPH	DIFF	TIME OF DAY
1 -		26.806	1:14.720	58.19	12.013	13:48:11.721
2 -	40.828	26.346	1:07.174	64.73	4.467	13:49:18.895
3 -	39.807	25.919	1:05.726	66.16	3.019	13:50:24.621
4 -	38.515	25.626	1:04.141	67.79	1.434	13:51:28.762
5 -	38.849	25.737	1:04.586	67.33	1.879	13:52:33.348
6 -	39.251	25.405	1:04.656	67.25	1.949	13:53:38.004
7 -	39.454	25.674	1:05.128	66.77	2.421	13:54:43.132
8 -	38.060	25.411	1:03.471 (3)	68.51	0.764	13:55:46.603
9 -	37.784	25.508	1:03.292 (2)	68.70	0.585	13:56:49.895
10 -	37.584	25.123	1:02.707 (1)	69.34		13:57:52.602

Weather / Track : Rain / Wet

Brands Hatch Indy
Circuit Length = 1.2079 miles
Start: 13:46 Flag 13:57 End: 13:58

BMCRC - MRO Championships 2021 - Rnd 6 @ Brands Hatch Indy

DFDS Yamaha Past Masters

RACE 6 - THE PAUL HOGAN MEMORIAL RACE - SECTOR ANALYSIS



SECTOR 1 = FL to I1, SECTOR 2 = I1 to FL, DIFF = Difference To Personal Best Lap, P = Crossed Finish Line in Pit Lane, D = Time Disallowed

P9 27 C		Richard HAYWARD		Yamaha TZR 250 - Hazel Motors/ Gforce		
IDEAL LAP TIME : 1:03.175		BEST LAP TIME : 1:03.175		DIFFERENCE : 0.000		
LAP	SECTOR 1	SECTOR 2	LAP TIME	MPH	DIFF	TIME OF DAY
1 -		26.448	1:13.232	59.38	10.057	13:48:10.233
2 -	40.285	25.904	1:06.189	65.69	3.014	13:49:16.422
3 -	39.445	25.941	1:05.386	66.50	2.211	13:50:21.808
4 -	39.056	25.901	1:04.957	66.94	1.782	13:51:26.765
5 -	39.114	26.084	1:05.198	66.69	2.023	13:52:31.963
6 -	39.008	25.276	1:04.284 (3)	67.64	1.109	13:53:36.247
7 -	38.537	25.723	1:04.260 (2)	67.67	1.085	13:54:40.507
8 -	38.714	25.908	1:04.622	67.29	1.447	13:55:45.129
9 -	38.223	26.253	1:04.476	67.44	1.301	13:56:49.605
10 -	37.899	25.276	1:03.175 (1)	68.83		13:57:52.780

P10 74		Paul WHITBY		Yamaha TZR 250 - Greybridge Ltd		
IDEAL LAP TIME : 1:04.404		BEST LAP TIME : 1:04.514		DIFFERENCE : 0.110		
LAP	SECTOR 1	SECTOR 2	LAP TIME	MPH	DIFF	TIME OF DAY
1 -		26.281	1:12.043	60.36	7.529	13:48:09.044
2 -	39.562	26.218	1:05.780	66.10	1.266	13:49:14.824
3 -	39.048	26.153	1:05.201	66.69	0.687	13:50:20.025
4 -	38.875	26.051	1:04.926	66.97	0.412	13:51:24.951
5 -	39.166	26.276	1:05.442	66.44	0.928	13:52:30.393
6 -	38.854	26.053	1:04.907	66.99	0.393	13:53:35.300
7 -	39.001	26.039	1:05.040	66.86	0.526	13:54:40.340
8 -	38.484	26.192	1:04.676 (2)	67.23	0.162	13:55:45.016
9 -	38.724	26.087	1:04.811 (3)	67.09	0.297	13:56:49.827
10 -	38.594	25.920	1:04.514 (1)	67.40		13:57:54.341

P11 88		Michael STANLEY		Yamaha TZR 250 -		
IDEAL LAP TIME : 1:03.953		BEST LAP TIME : 1:04.093		DIFFERENCE : 0.140		
LAP	SECTOR 1	SECTOR 2	LAP TIME	MPH	DIFF	TIME OF DAY
1 -		26.969	1:11.917	60.46	7.824	13:48:08.918
2 -	40.092	26.685	1:06.777	65.12	2.684	13:49:15.695
3 -	39.634	26.211	1:05.845	66.04	1.752	13:50:21.540
4 -	39.151	26.149	1:05.300	66.59	1.207	13:51:26.840
5 -	39.300	26.179	1:05.479	66.41	1.386	13:52:32.319
6 -	38.908	25.776	1:04.684	67.22	0.591	13:53:37.003
7 -	38.914	25.808	1:04.722	67.18	0.629	13:54:41.725
8 -	38.295	25.866	1:04.161 (2)	67.77	0.068	13:55:45.886
9 -	38.807	25.658	1:04.465 (3)	67.45	0.372	13:56:50.351
10 -	38.434	25.659	1:04.093 (1)	67.84		13:57:54.444

P12 4		Denis HALIL		Yamaha TZR 250 - D & A AUTOS		
IDEAL LAP TIME : 1:03.689		BEST LAP TIME : 1:03.935		DIFFERENCE : 0.246		
LAP	SECTOR 1	SECTOR 2	LAP TIME	MPH	DIFF	TIME OF DAY
1 -		26.372	1:12.519	59.96	8.584	13:48:09.520
2 -	39.882	26.499	1:06.381	65.50	2.446	13:49:15.901
3 -	40.343	25.880	1:06.223	65.66	2.288	13:50:22.124
4 -	39.362	25.633	1:04.995	66.90	1.060	13:51:27.119
5 -	39.560	26.244	1:05.804	66.08	1.869	13:52:32.923
6 -	38.926	25.500	1:04.426	67.49	0.491	13:53:37.349
7 -	39.240	25.603	1:04.843	67.06	0.908	13:54:42.192
8 -	38.425	25.510	1:03.935 (1)	68.01		13:55:46.127
9 -	38.984	25.430	1:04.414 (3)	67.51	0.479	13:56:50.541
10 -	38.813	25.264	1:04.077 (2)	67.86	0.142	13:57:54.618

Weather / Track : Rain / Wet

Brands Hatch Indy
Circuit Length = 1.2079 miles
Start: 13:46 Flag 13:57 End: 13:58

BMCRC - MRO Championships 2021 - Rnd 6 @ Brands Hatch Indy

DFDS Yamaha Past Masters

RACE 6 - THE PAUL HOGAN MEMORIAL RACE - SECTOR ANALYSIS



SECTOR 1 = FL to I1, SECTOR 2 = I1 to FL, DIFF = Difference To Personal Best Lap, P = Crossed Finish Line in Pit Lane, D = Time Disallowed

P13 146		Michael MACE		Yamaha TZR 250 - Kevin Marshall		
IDEAL LAP TIME : 1:04.100		BEST LAP TIME : 1:04.219		DIFFERENCE : 0.119		
LAP	SECTOR 1	SECTOR 2	LAP TIME	MPH	DIFF	TIME OF DAY
1 -		26.459	1:13.745	58.96	9.526	13:48:10.746
2 -	39.997	26.231	1:06.228	65.66	2.009	13:49:16.974
3 -	39.719	25.907	1:05.626	66.26	1.407	13:50:22.600
4 -	39.715	25.445	1:05.160	66.73	0.941	13:51:27.760
5 -	39.463	25.895	1:05.358	66.53	1.139	13:52:33.118
6 -	39.659	25.846	1:05.505	66.38	1.286	13:53:38.623
7 -	39.335	25.676	1:05.011	66.89	0.792	13:54:43.634
8 -	38.682	25.537	1:04.219 (1)	67.71		13:55:47.853
9 -	38.905	25.501	1:04.406 (2)	67.51	0.187	13:56:52.259
10 -	38.655	25.765	1:04.420 (3)	67.50	0.201	13:57:56.679

P14 60 C		Daniel GOUGH		Yamaha TZR 250 - G Force Motorcycles		
IDEAL LAP TIME : 1:03.575		BEST LAP TIME : 1:03.611		DIFFERENCE : 0.036		
LAP	SECTOR 1	SECTOR 2	LAP TIME	MPH	DIFF	TIME OF DAY
1 -		27.444	1:14.748	58.17	11.137	13:48:11.749
2 -	40.184	27.168	1:07.352	64.56	3.741	13:49:19.101
3 -	40.633	26.063	1:06.696	65.20	3.085	13:50:25.797
4 -	39.256	26.168	1:05.424	66.46	1.813	13:51:31.221
5 -	39.259	25.857	1:05.116	66.78	1.505	13:52:36.337
6 -	39.315	25.683	1:04.998	66.90	1.387	13:53:41.335
7 -	39.057	25.939	1:04.996	66.90	1.385	13:54:46.331
8 -	38.733	25.930	1:04.663 (3)	67.25	1.052	13:55:50.994
9 -	38.554	25.258	1:03.812 (2)	68.14	0.201	13:56:54.806
10 -	38.317	25.294	1:03.611 (1)	68.36		13:57:58.417

P15 72 C		Chris THAY		Yamaha TZR 250 - Scell-it uk		
IDEAL LAP TIME : 1:04.795		BEST LAP TIME : 1:05.069		DIFFERENCE : 0.274		
LAP	SECTOR 1	SECTOR 2	LAP TIME	MPH	DIFF	TIME OF DAY
1 -		26.726	1:14.918	58.04	9.849	13:48:11.919
2 -	40.025	26.213	1:06.238	65.65	1.169	13:49:18.157
3 -	40.270	26.252	1:06.522	65.37	1.453	13:50:24.679
4 -	39.710	26.667	1:06.377	65.51	1.308	13:51:31.056
5 -	39.892	25.869	1:05.761 (3)	66.12	0.692	13:52:36.817
6 -	39.252	26.160	1:05.412 (2)	66.48	0.343	13:53:42.229
7 -	39.620	26.504	1:06.124	65.76	1.055	13:54:48.353
8 -	38.926	26.143	1:05.069 (1)	66.83		13:55:53.422
9 -	40.480	26.616	1:07.096	64.81	2.027	13:57:00.518
10 -	40.447	27.294	1:07.741	64.19	2.672	13:58:08.259

P16 100		Jake MASON		Yamaha TZR 250 - www.ypmrc.co.uk		
IDEAL LAP TIME : 1:05.167		BEST LAP TIME : 1:05.312		DIFFERENCE : 0.145		
LAP	SECTOR 1	SECTOR 2	LAP TIME	MPH	DIFF	TIME OF DAY
1 -		28.026	1:17.232	56.30	11.920	13:48:14.233
2 -	41.833	27.262	1:09.095	62.93	3.783	13:49:23.328
3 -	40.524	27.405	1:07.929	64.01	2.617	13:50:31.257
4 -	40.063	26.801	1:06.864	65.03	1.552	13:51:38.121
5 -	39.509	26.740	1:06.249	65.64	0.937	13:52:44.370
6 -	39.194	26.118	1:05.312 (1)	66.58		13:53:49.682
7 -	39.455	25.973	1:05.428 (2)	66.46	0.116	13:54:55.110
8 -	39.932	27.639	1:07.571	64.35	2.259	13:56:02.681
9 -	39.527	26.250	1:05.777 (3)	66.11	0.465	13:57:08.458

Weather / Track : Rain / Wet

Brands Hatch Indy
Circuit Length = 1.2079 miles
Start: 13:46 Flag 13:57 End: 13:58

BMCRC - MRO Championships 2021 - Rnd 6 @ Brands Hatch Indy

DFDS Yamaha Past Masters

RACE 6 - THE PAUL HOGAN MEMORIAL RACE - SECTOR ANALYSIS



SECTOR 1 = FL to I1, SECTOR 2 = I1 to FL, DIFF = Difference To Personal Best Lap, P = Crossed Finish Line in Pit Lane, D = Time Disallowed

P17 42 C		Martin PEARSON		Yamaha TZR 250 - Viking Inspection		
IDEAL LAP TIME : 1:09.023		BEST LAP TIME : 1:09.392		DIFFERENCE : 0.369		
LAP	SECTOR 1	SECTOR 2	LAP TIME	MPH	DIFF	TIME OF DAY
1 -		29.594	1:22.498	52.71	13.106	13:48:19.499
2 -	44.045	28.738	1:12.783	59.74	3.391	13:49:32.282
3 -	43.154	28.624	1:11.778	60.58	2.386	13:50:44.060
4 -	42.957	28.384	1:11.341	60.95	1.949	13:51:55.401
5 -	41.955	27.966	1:09.921 (3)	62.19	0.529	13:53:05.322
6 -	41.837	27.784	1:09.621 (2)	62.46	0.229	13:54:14.943
7 -	42.040	27.955	1:09.995	62.12	0.603	13:55:24.938
8 -	42.146	27.823	1:09.969	62.15	0.577	13:56:34.907
9 -	41.239	28.153	1:09.392 (1)	62.66		13:57:44.299

P18 46 C		Kevin MARSHALL		Yamaha TZR 250 - Stacey Processing		
IDEAL LAP TIME : 1:10.650		BEST LAP TIME : 1:10.650		DIFFERENCE : 0.000		
LAP	SECTOR 1	SECTOR 2	LAP TIME	MPH	DIFF	TIME OF DAY
1 -		29.310	1:19.680	54.57	9.030	13:48:16.681
2 -	43.254	29.060	1:12.314	60.13	1.664	13:49:28.995
3 -	43.411	28.996	1:12.407	60.05	1.757	13:50:41.402
4 -	43.650	29.375	1:13.025	59.54	2.375	13:51:54.427
5 -	43.725	29.022	1:12.747	59.77	2.097	13:53:07.174
6 -	42.467	28.779	1:11.246 (3)	61.03	0.596	13:54:18.420
7 -	42.321	28.833	1:11.154 (2)	61.11	0.504	13:55:29.574
8 -	43.143	28.545	1:11.688	60.66	1.038	13:56:41.262
9 -	42.253	28.397	1:10.650 (1)	61.55		13:57:51.912

P19 9 R		David MACKENZIE		Yamaha TZR 250 -		
IDEAL LAP TIME : 1:09.169		BEST LAP TIME : 1:09.169		DIFFERENCE : 0.000		
LAP	SECTOR 1	SECTOR 2	LAP TIME	MPH	DIFF	TIME OF DAY
1 -		30.178	1:23.656	51.98	14.487	13:48:20.657
2 -	44.650	28.747	1:13.397	59.24	4.228	13:49:34.054
3 -	43.240	28.401	1:11.641	60.69	2.472	13:50:45.695
4 -	45.069	29.149	1:14.218	58.59	5.049	13:51:59.913
5 -	43.509	28.388	1:11.897	60.48	2.728	13:53:11.810
6 -	41.947	28.321	1:10.268 (3)	61.88	1.099	13:54:22.078
7 -	41.587	27.582	1:09.169 (1)	62.86		13:55:31.247
8 -	42.092	28.014	1:10.106 (2)	62.02	0.937	13:56:41.353
9 -	42.531	28.093	1:10.624	61.57	1.455	13:57:51.977

P20 67		Mark BAILEY		Yamaha TZR 250 - South Eastern Air Conditioning Ltd		
IDEAL LAP TIME : 1:13.254		BEST LAP TIME : 1:13.254		DIFFERENCE : 0.000		
LAP	SECTOR 1	SECTOR 2	LAP TIME	MPH	DIFF	TIME OF DAY
1 -		29.481	1:21.164	53.57	7.910	13:48:18.165
2 -	44.591	28.663	1:13.254 (1)	59.36		13:49:31.419
3 -	44.834	28.698	1:13.532 (2)	59.13	0.278	13:50:44.951
4 -	45.494	29.382	1:14.876	58.07	1.622	13:51:59.827
5 -	45.480	29.965	1:15.445	57.63	2.191	13:53:15.272
6 -	46.180	29.457	1:15.637	57.49	2.383	13:54:30.909
7 -	45.154	29.092	1:14.246 (3)	58.57	0.992	13:55:45.155
8 -	46.353	30.806	1:17.159	56.35	3.905	13:57:02.314
9 -	46.500	29.862	1:16.362	56.94	3.108	13:58:18.676

Weather / Track : Rain / Wet

Brands Hatch Indy
Circuit Length = 1.2079 miles
Start: 13:46 Flag 13:57 End: 13:58

BMCRC - MRO Championships 2021 - Rnd 6 @ Brands Hatch Indy

DFDS Yamaha Past Masters

RACE 6 - THE PAUL HOGAN MEMORIAL RACE - SECTOR ANALYSIS



SECTOR 1 = FL to I1, SECTOR 2 = I1 to FL, DIFF = Difference To Personal Best Lap, P = Crossed Finish Line in Pit Lane, D = Time Disallowed

P21 33 C Kieran LEWIS			Yamaha TZR 250 - Controls For Doors Ltd/ G Force Motorcycles			
IDEAL LAP TIME : 1:14.637		BEST LAP TIME : 1:14.637		DIFFERENCE : 0.000		
LAP	SECTOR 1	SECTOR 2	LAP TIME	MPH	DIFF	TIME OF DAY
1 -		30.706	1:26.723	50.14	12.086	13:48:23.724
2 -	46.740	31.563	1:18.303	55.53	3.666	13:49:42.027
3 -	46.836	30.793	1:17.629	56.01	2.992	13:50:59.656
4 -	45.407	31.028	1:16.435	56.89	1.798	13:52:16.091
5 -	45.401	30.607	1:16.008 (3)	57.21	1.371	13:53:32.099
6 -	46.689	30.492	1:17.181	56.34	2.544	13:54:49.280
7 -	45.336	30.107	1:15.443 (2)	57.64	0.806	13:56:04.723
8 -	44.681	29.956	1:14.637 (1)	58.26		13:57:19.360

P22 65 C Nigel TERRY			Yamaha TZR 250 - NTrap Garage Doors			
IDEAL LAP TIME : 1:15.138		BEST LAP TIME : 1:15.138		DIFFERENCE : 0.000		
LAP	SECTOR 1	SECTOR 2	LAP TIME	MPH	DIFF	TIME OF DAY
1 -		29.801	1:24.220	51.63	9.082	13:48:21.221
2 -	45.743	29.395	1:15.138 (1)	57.87		13:49:36.359
3 -	46.987	30.525	1:17.512 (2)	56.10	2.374	13:50:53.871

Weather / Track : Rain / Wet

BMCRC - MRO Championships 2021 - Rnd 6 @ Brands Hatch Indy

DFDS Yamaha Past Masters

RACE 6 - THE PAUL HOGAN MEMORIAL RACE - BEST SECTORS

SECTOR 1			SECTOR 2			IDEAL / BEST COMPARISON						
POS	NO	NAME	TIME	NO	NAME	TIME	POS	NO	NAME	IDEAL	BEST	DIFF
									PERFECT LAP	59.742		
1	24	CARSON	35.871	15	PERKINS	23.871	1	24	CARSON	1:00.120	1:00.198	0.078
2	15	PERKINS	36.320	24	CARSON	24.249	2	15	PERKINS	1:00.191	1:00.631	0.440
3	19	BRANTON	37.199	19	BRANTON	24.834	3	19	BRANTON	1:02.033	1:02.512	0.479
4	8	BALL	37.584	51	WHOLEY	24.895	4	55	TOLAND	1:02.617	1:02.658	0.041
5	55	TOLAND	37.714	55	TOLAND	24.903	5	6	HOGAN	1:02.695	1:03.078	0.383
6	6	HOGAN	37.775	6	HOGAN	24.920	6	8	BALL	1:02.707	1:02.707	0.000
7	51	WHOLEY	37.885	8	BALL	25.123	7	51	WHOLEY	1:02.780	1:03.027	0.247
8	27	HAYWARD	37.899	60	GOUGH	25.258	8	27	HAYWARD	1:03.175	1:03.175	0.000
9	88	STANLEY	38.295	4	HALIL	25.264	9	60	GOUGH	1:03.575	1:03.611	0.036
10	60	GOUGH	38.317	27	HAYWARD	25.276	10	4	HALIL	1:03.689	1:03.935	0.246
11	4	HALIL	38.425	146	MACE	25.445	11	88	STANLEY	1:03.953	1:04.093	0.140
12	74	WHITBY	38.484	88	STANLEY	25.658	12	146	MACE	1:04.100	1:04.219	0.119
13	146	MACE	38.655	72	THAY	25.869	13	74	WHITBY	1:04.404	1:04.514	0.110
14	72	THAY	38.926	74	WHITBY	25.920	14	72	THAY	1:04.795	1:05.069	0.274
15	100	MASON	39.194	100	MASON	25.973	15	100	MASON	1:05.167	1:05.312	0.145
16	42	PEARSON	41.239	9	MACKENZIE	27.582	16	42	PEARSON	1:09.023	1:09.392	0.369
17	9	MACKENZIE	41.587	42	PEARSON	27.784	17	9	MACKENZIE	1:09.169	1:09.169	0.000
18	46	MARSHALL	42.253	46	MARSHALL	28.397	18	46	MARSHALL	1:10.650	1:10.650	0.000
19	67	BAILEY	44.591	67	BAILEY	28.663	19	67	BAILEY	1:13.254	1:13.254	0.000
20	33	LEWIS	44.681	65	TERRY	29.395	20	33	LEWIS	1:14.637	1:14.637	0.000
21	65	TERRY	45.743	33	LEWIS	29.956	21	65	TERRY	1:15.138	1:15.138	0.000
22							22	13	EDMONDSON		1:00.053	
23												

Weather / Track : Rain / Wet

Results can be found at www.tsl-timing.com

Brands Hatch Indy
Circuit Length = 1.2079 miles
Start: 13:46 Flag 13:57 End: 13:58

Printed - 14:04 Saturday, 02 October 2021

BMCRC - MRO Championships 2021 - Rnd 6 @ Brands Hatch Indy

DFDS Yamaha Past Masters

RACE 6 - THE PAUL HOGAN MEMORIAL RACE - STATISTICS

Competitors Started 23
Planned Start 2021-10-02 @ 14:00:00.000
Actual Start 2021-10-02 @ 13:46:57.000
Finish Time 2021-10-02 @ 13:57:06.908
Track Length 1.2079mi.
Total Laps 206
Total Distance Covered 248.8367mi.

Session Fastest Lap History

NO	CL	NAME	LAP TIME	TIME OF DAY	LAP	VEHICLE
13		Doug EDMONDSON	1:00.584	13:49:02.788	2	Yamaha TZR 250
13		Doug EDMONDSON	1:00.053	13:50:02.841	3	Yamaha TZR 250

Session Leader History

NO	CL	NAME	FROM LAP	LAPS LED	DISTANCE	VEHICLE
13		Doug EDMONDSON	1	10	12.07 miles	Yamaha TZR 250

Flag History

TYPE	TIME OF DAY
GREEN	13:46:57.000
FINISH	13:57:06.908

Flag Statistics

TYPE	COUNT	TOTAL LAPS	TOTAL TIME
Green	1	10	11:25.353
Red	0	0	0.000
Safety Car	0	0	0.000
FCY	0	0	0.000

BMCRC - MRO Championships 2021 - Rnd 6 @ Brands Hatch Indy

DFDS Yamaha Past Masters

RACE 6 - THE PAUL HOGAN MEMORIAL RACE - STATISTICS

CLASS :

13 Starters

Fastest Lap History

NO	NAME	LAP TIME	TIME OF DAY	LAP	VEHICLE
13	Doug EDMONDSON	1:00.584	13:49:02.788	2	Yamaha TZR 250
13	Doug EDMONDSON	1:00.053	13:50:02.841	3	Yamaha TZR 250

Leader History

NO	NAME	FROM LAP	LAPS LED	DISTANCE	VEHICLE
13	Doug EDMONDSON	1	10	12.07 miles	Yamaha TZR 250

BMCRC - MRO Championships 2021 - Rnd 6 @ Brands Hatch Indy

DFDS Yamaha Past Masters

RACE 6 - THE PAUL HOGAN MEMORIAL RACE - STATISTICS

CLASS : C

8 Starters

Fastest Lap History

NO	NAME	LAP TIME	TIME OF DAY	LAP	VEHICLE
27	Richard HAYWARD	1:06.189	13:49:16.436	2	Yamaha TZR 250
27	Richard HAYWARD	1:05.386	13:50:21.822	3	Yamaha TZR 250
27	Richard HAYWARD	1:04.957	13:51:26.779	4	Yamaha TZR 250
8	David BALL	1:04.141	13:51:28.786	4	Yamaha TZR 250
8	David BALL	1:03.471	13:55:46.629	8	Yamaha TZR 250
8	David BALL	1:03.292	13:56:49.895	9	Yamaha TZR 250
8	David BALL	1:02.707	13:57:52.629	10	Yamaha TZR 250

Leader History

NO	NAME	FROM LAP	LAPS LED	DISTANCE	VEHICLE
27	Richard HAYWARD	1	9	10.87 miles	Yamaha TZR 250
8	David BALL	10	1	1.20 miles	Yamaha TZR 250

BMCRC - MRO Championships 2021 - Rnd 6 @ Brands Hatch Indy

DFDS Yamaha Past Masters

RACE 6 - THE PAUL HOGAN MEMORIAL RACE - STATISTICS

CLASS : R

2 Starters

Fastest Lap History

NO	NAME	LAP TIME	TIME OF DAY	LAP	VEHICLE
9	David MACKENZIE	1:13.397	13:49:34.089	2	Yamaha TZR 250
9	David MACKENZIE	1:11.641	13:50:45.732	3	Yamaha TZR 250
9	David MACKENZIE	1:10.268	13:54:22.113	6	Yamaha TZR 250
9	David MACKENZIE	1:09.169	13:55:31.282	7	Yamaha TZR 250

Leader History

NO	NAME	FROM LAP	LAPS LED	DISTANCE	VEHICLE
9	David MACKENZIE	1	9	10.87 miles	Yamaha TZR 250

BMCRC - MRO Championships 2021 - Rnd 6 @ Brands Hatch Indy
DFDS Yamaha Past Masters
RACE 6 - GRID (12 Laps)

ROW 9	27	199	Michael FROST	26	36	Phil ZANUTTO	25	30	Alan COOPER
ROW 8	24	29	Derek CRIPPS	23	73	Colvin TURNER	22	65	Nigel TERRY 1:15.138
ROW 7	21	33	Kieran LEWIS 1:14.637	20	67	Mark BAILEY 1:13.254	19	46	Kevin MARSHALL 1:10.650
ROW 6	18	42	Martin PEARSON 1:09.392	17	9	David MACKENZIE 1:09.169	16	100	Jake MASON 1:05.312
ROW 5	15	72	Chris THAY 1:05.069	14	74	Paul WHITBY 1:04.514	13	146	Michael MACE 1:04.219
ROW 4	12	88	Michael STANLEY 1:04.093	11	4	Denis HALIL 1:03.935	10	60	Daniel GOUGH 1:03.611
ROW 3	9	27	Richard HAYWARD 1:03.175	8	6	Calvin HOGAN 1:03.078	7	51	Kevin WHOLEY 1:03.027
ROW 2	6	8	David BALL 1:02.707	5	55	Paul TOLAND 1:02.658	4	19	Peter BRANTON 1:02.512
ROW 1	3	15	Billy PERKINS 1:00.631	2	24	Scott CARSON 1:00.198	1	13	Doug EDMONDSON 1:00.053
									Pole

These results are provisional until the conclusion of any judicial and technical matters.

Brands Hatch Indy
Circuit Length = 1.2079 miles

Clerk Of Course :	Stewards :	Timekeeper : Alan Povey
-------------------	------------	-------------------------

Results can be found at www.tsl-timing.com

Printed - 14:05 Saturday, 02 October 2021



BMCRC - MRO Championships 2021 - Rnd 6 @ Brands Hatch Indy
DFDS Yamaha Past Masters
RACE 6 - CLASSIFICATION

POS	NO	CL	PIC NAME	ENTRY	LAPS	TIME	GAP	DIFF	MPH	BEST	ON
1	19		1 Peter BRANTON	Yamaha TZR 250 - Exactweld Racing	12	10:47.116			80.63	53.072	9
2	24		2 Scott CARSON	Yamaha TZR 250 - Brian Grays Powerbiking,All Enc	12	10:47.640	0.524	0.524	80.57	52.980	9
3	13		3 Doug EDMONDSON	Yamaha TZR 250 - Stan Stephens Tuning	12	10:53.385	6.269	5.745	79.86	53.433	5
4	51		4 Kevin WHOLEY	Yamaha TZR 250 - Twistgrip Motorcycles	12	11:05.234	18.118	11.849	78.44	54.167	3
5	15		5 Billy PERKINS	Yamaha TZR 250 - Ashford tarmac / Barking mad al	12	11:07.790	20.674	2.556	78.14	54.407	11
6	27	C	1 Richard HAYWARD	Yamaha TZR 250 - Hazel Motors/ Gforce	12	11:16.082	28.966	8.292	77.18	55.328	11
7	74		6 Paul WHITBY	Yamaha TZR 250 - Greybridge Ltd	12	11:23.922	36.806	7.840	76.29	55.718	7
8	6		7 Calvin HOGAN	Yamaha TZR 250 -	12	11:27.760	40.644	3.838	75.87	55.628	10
9	8	C	2 David BALL	Yamaha TZR 250 - Gardiner Page and Roe pension	12	11:28.141	41.025	0.381	75.83	55.797	10
10	4		8 Denis HALIL	Yamaha TZR 250 - D & A AUTOS	12	11:29.128	42.012	0.987	75.72	56.019	10
11	29		9 Derek CRIPPS	Yamaha TZR 250 - Kelly Cripps - Team FBR	12	11:30.496	43.380	1.368	75.57	56.266	4
12	55		10 Paul TOLAND	Yamaha TZR 250 - Kippers keys	12	11:37.105	49.989	6.609	74.85	57.059	8
13	60	C	3 Daniel GOUGH	Yamaha TZR 250 - G Force Motorcycles	12	11:40.554	53.438	3.449	74.48	57.077	11
14	72	C	4 Chris THAY	Yamaha TZR 250 - Scell-it uk	11	10:53.322	1 Lap	1 Lap	73.21	57.672	10
15	146		11 Michael MACE	Yamaha TZR 250 - Kevin Marshall	11	10:53.584	1 Lap	0.262	73.18	58.110	10
16	9	R	1 David MACKENZIE	Yamaha TZR 250 -	11	11:01.034	1 Lap	7.450	72.36	59.017	11
17	67		12 Mark BAILEY	Yamaha TZR 250 - South Eastern Air Conditioning I	11	11:17.213	1 Lap	16.179	70.63	1:00.366	7
18	73	R	2 Colvin TURNER	Yamaha TZR 250 -	11	11:24.078	1 Lap	6.865	69.92	59.601	3
19	36		13 Phil ZANUTTO	Yamaha TZR 250 -	11	11:30.084	1 Lap	6.006	69.31	1:01.334	10
20	65	C	5 Nigel TERRY	Yamaha TZR 250 - NTrap Garage Doors	10	10:55.454	2 Laps	1 Lap	66.34	1:03.606	10
21	42	C	6 Martin PEARSON	Yamaha TZR 250 - Viking Inspection	10	10:56.156	2 Laps	0.702	66.27	1:04.161	9
22	33	C	7 Kieran LEWIS	Yamaha TZR 250 - Controls For Doors Ltd/ G Force	10	10:56.526	2 Laps	0.370	66.23	1:04.044	5

NOT CLASSIFIED

DNF	88		Michael STANLEY	Yamaha TZR 250 -	7	6:54.290	5 Laps	3 Laps	73.47	57.353	5
DNF	46	C	Kevin MARSHALL	Yamaha TZR 250 - Stacey Processing	4	4:11.848	8 Laps	3 Laps	69.06	1:00.474	4
DNF	100		Jake MASON	Yamaha TZR 250 - www.ypmrc.co.uk	0						

FASTEST LAP

	24		Scott CARSON	Yamaha TZR 250 - Brian Grays Powerbiking,All Enc	9	52.980			82.08 mph	132.09 kph	
	27	C	Richard HAYWARD	Yamaha TZR 250 - Hazel Motors/ Gforce	11	55.328			78.59 mph	126.48 kph	
	9	R	David MACKENZIE	Yamaha TZR 250 -	11	59.017			73.68 mph	118.58 kph	

Class - 92.5% of Race Speed = 74.58 mph
 Class C - 92.5% of Race Speed = 71.39 mph
 Class R - 92.5% of Race Speed = 66.93 mph

Brands Hatch Indy: 1.2079 miles
 Race Distance: 12 Laps / 14.49 miles
 Start: 11:57 Flag 12:08 End: 12:09

Weather / Track : Bright / Dry

These results are provisional until the conclusion of any judicial and technical matters.

Clerk Of Course :	Stewards :	Timekeeper : Alan Povey
-------------------	------------	-------------------------

Results can be found at www.tsl-timing.com

Printed - 12:09 Sunday, 03 October 2021



BMCRC - MRO Championships 2021 - Rnd 6 @ Brands Hatch Indy

DFDS Yamaha Past Masters

RACE 6 - LAP CHART

LAP 1 @ 11:58:48.117			LAP 2 @ 11:59:41.666			LAP 3 @ 12:00:35.417			LAP 4 @ 12:01:29.403			LAP 5 @ 12:02:22.905		
NO	BEHIND	LAP TIME	NO	BEHIND	LAP TIME	NO	BEHIND	LAP TIME	NO	BEHIND	LAP TIME	NO	BEHIND	LAP TIME
24		58.849	24		53.549	24		53.751	24		53.986	24		53.502
19	0.942	59.791	19	1.624	54.231	19	1.330	53.457	19	0.920	53.576	19	0.498	53.080
13	1.003	59.852	13	2.203	54.749	13	2.181	53.729	13	1.681	53.486	13	1.612	53.433
51	1.719	1:00.568	51	2.620	54.450	51	3.036	54.167	51	4.006	54.956	51	5.295	54.791
15	2.077	1:00.926	15	3.871	55.343	15	5.194	55.074	15	6.457	55.249	15	8.321	55.366
55	3.983	1:02.832	27	6.440	55.935	27	8.706	56.017	27	10.448	55.728	27	12.776	55.830
27	4.054	1:02.903	8	7.317	56.757	8	10.714	57.148	74	13.210	56.013	74	15.998	56.290
8	4.109	1:02.958	55	8.337	57.903	74	11.183	56.092	8	14.340	57.612	8	17.943	57.105
4	4.295	1:03.144	4	8.477	57.731	55	12.029	57.443	4	15.312	57.127	4	18.277	56.467
60	6.030	1:04.879	74	8.842	56.308	4	12.171	57.445	55	15.401	57.358	29	19.160	56.983
74	6.083	1:04.932	60	10.527	58.046	29	13.399	56.524	29	15.679	56.266	55	19.671	57.772
88	6.515	1:05.364	29	10.626	57.042	60	15.203	58.427	60	19.455	58.238	6	22.063	55.941
29	7.133	1:05.982	88	11.063	58.097	88	15.279	57.967	6	19.624	56.581	60	23.713	57.760
146	7.257	1:06.106	146	12.317	58.609	6	17.029	57.243	88	20.003	58.710	88	23.854	57.353
72	7.426	1:06.275	72	12.715	58.838	146	17.300	58.734	146	22.121	58.807	72	27.661	58.880
6	8.671	1:07.520	6	13.537	58.415	72	17.410	58.446	72	22.283	58.859	146	27.741	59.122
9	8.725	1:07.574	9	14.359	59.183	9	20.124	59.516	9	25.546	59.408	9	31.733	59.689
67	10.278	1:09.127	67	17.168	1:00.439	67	24.033	1:00.616	73	30.160	1:00.016	73	38.338	1:01.680
46	11.208	1:10.057	73	18.280	1:00.460	73	24.130	59.601	67	31.426	1:01.379	67	39.331	1:01.407
73	11.369	1:10.218	46	18.407	1:00.748	46	25.225	1:00.569	46	31.713	1:00.474	36	46.203	1:02.009
36	11.788	1:10.637	36	20.410	1:02.171	36	29.821	1:03.162	36	37.696	1:01.861			
42	14.670	1:13.519	42	26.279	1:05.158	42	37.549	1:05.021	42	48.029	1:04.466			
65	15.035	1:13.884	65	26.692	1:05.206	65	38.447	1:05.506	65	48.725	1:04.264			
33	15.156	1:14.005	33	26.810	1:05.203	33	38.733	1:05.674	33	49.035	1:04.288			

Weather / Track : Bright / Dry

BMCRC - MRO Championships 2021 - Rnd 6 @ Brands Hatch Indy

DFDS Yamaha Past Masters

RACE 6 - LAP CHART

LAP 6 @ 12:03:16.621			LAP 7 @ 12:04:09.762			LAP 8 @ 12:05:03.216			LAP 9 @ 12:05:56.196			LAP 10 @ 12:06:49.417		
NO	BEHIND	LAP TIME	NO	BEHIND	LAP TIME	NO	BEHIND	LAP TIME	NO	BEHIND	LAP TIME	NO	BEHIND	LAP TIME
24		53.716	24		53.141	24		53.454	24		52.980	24		53.221
19	0.257	53.475	19	0.462	53.346	19	0.316	53.308	19	0.408	53.072	19	0.280	53.093
13	2.544	54.648	36	1 Lap	1:02.177	67	1 Lap	1:00.366	13	4.556	54.173	9	1 Lap	59.579
42	1 Lap	1:04.751	13	3.174	53.771	73	1 Lap	1:00.953	67	1 Lap	1:00.373	13	5.077	53.742
33	1 Lap	1:04.044	51	8.952	55.605	13	3.363	53.643	73	1 Lap	1:01.198	51	15.294	55.784
65	1 Lap	1:04.716	15	12.448	55.738	36	1 Lap	1:01.556	51	12.731	55.271	67	1 Lap	1:00.870
51	6.488	54.909	42	1 Lap	1:04.827	51	10.440	54.942	15	16.633	55.387	73	1 Lap	1:01.410
15	9.851	55.246	33	1 Lap	1:04.799	15	14.226	55.232	36	1 Lap	1:01.573	15	18.362	54.950
27	14.981	55.921	27	17.708	55.868	27	19.713	55.459	27	22.769	56.036	27	25.118	55.570
74	18.116	55.834	65	1 Lap	1:04.687	74	24.855	57.616	74	28.106	56.231	36	1 Lap	1:01.983
8	21.578	57.351	74	20.693	55.718	42	1 Lap	1:04.648	6	32.361	56.050	74	30.884	55.999
4	21.631	57.070	8	25.427	56.990	8	28.771	56.798	8	32.653	56.862	6	34.768	55.628
29	21.937	56.493	4	25.652	57.162	33	1 Lap	1:04.735	4	32.911	56.820	8	35.229	55.797
55	23.476	57.521	29	26.079	57.283	4	29.071	56.873	29	33.408	57.036	4	35.709	56.019
6	24.053	55.706	6	27.021	56.109	65	1 Lap	1:04.823	55	37.236	58.694	29	36.925	56.738
60	28.099	58.102	55	27.917	57.582	6	29.291	55.724	42	1 Lap	1:04.875	55	41.272	57.257
88	28.312	58.174	60	33.085	58.127	29	29.352	56.727	65	1 Lap	1:04.696	60	46.250	57.595
72	33.349	59.404	88	33.796	58.625	55	31.522	57.059	33	1 Lap	1:05.215	42	1 Lap	1:04.161
146	33.398	59.373	72	38.916	58.708	60	37.269	57.638	60	41.876	57.587	65	1 Lap	1:04.066
9	37.664	59.647	146	39.032	58.775	72	43.692	58.230	72	49.116	58.404	33	1 Lap	1:04.048
67	46.930	1:01.315	9	43.840	59.317	146	44.324	58.746	146	49.574	58.230			
73	47.511	1:02.889				9	49.437	59.051						

Weather / Track : Bright / Dry

BMCRC - MRO Championships 2021 - Rnd 6 @ Brands Hatch Indy

DFDS Yamaha Past Masters

RACE 6 - LAP CHART

LAP 11 @ 12:07:42.944			LAP 12 @ 12:08:36.384		
NO	BEHIND	LAP TIME	NO	BEHIND	LAP TIME
19		53.247	19		53.440
72	1 Lap	57.672	24	0.524	53.907
24	0.057	53.584	72	1 Lap	59.606
146	1 Lap	58.110	13	6.269	54.435
13	5.274	53.724	146	1 Lap	58.972
9	1 Lap	59.053	65	2 Laps	1:03.606
51	16.609	54.842	42	2 Laps	1:04.730
15	19.242	54.407	33	2 Laps	1:04.515
67	1 Lap	1:00.476	9	1 Lap	59.017
27	26.919	55.328	51	18.118	54.949
73	1 Lap	1:02.249	15	20.674	54.872
74	33.483	56.126	27	28.966	55.487
36	1 Lap	1:01.334	67	1 Lap	1:00.845
6	37.273	56.032	74	36.806	56.763
8	37.882	56.180	73	1 Lap	1:03.404
4	38.432	56.250	6	40.644	56.811
29	39.878	56.480	8	41.025	56.583
55	45.481	57.736	4	42.012	57.020
60	49.800	57.077	36	1 Lap	1:01.621
			29	43.380	56.942
			55	49.989	57.948
			60	53.438	57.078

Weather / Track : Bright / Dry

BMCRC - MRO Championships 2021 - Rnd 6 @ Brands Hatch Indy

DFDS Yamaha Past Masters

RACE 6 - SECTOR ANALYSIS



SECTOR 1 = FL to I1, SECTOR 2 = I1 to FL, DIFF = Difference To Personal Best Lap, P = Crossed Finish Line in Pit Lane, D = Time Disallowed

P1 19		Peter BRANTON		Yamaha TZR 250 - Exactweld Racing			
IDEAL LAP TIME : 52.935		BEST LAP TIME : 53.072		DIFFERENCE : 0.137			
LAP	SECTOR 1	SECTOR 2	LAP TIME	MPH	DIFF	TIME OF DAY	
1 -		21.716	59.791	72.72	6.719	11:58:49.059	
2 -	32.719	21.512	54.231	80.18	1.159	11:59:43.290	
3 -	32.199	21.258	53.457	81.34	0.385	12:00:36.747	
4 -	32.249	21.327	53.576	81.16	0.504	12:01:30.323	
5 -	31.907	21.173	53.080 (2)	81.92	0.008	12:02:23.403	
6 -	32.236	21.239	53.475	81.32	0.403	12:03:16.878	
7 -	32.074	21.272	53.346	81.51	0.274	12:04:10.224	
8 -	31.864	21.444	53.308	81.57	0.236	12:05:03.532	
9 -	31.900	21.172	53.072 (1)	81.93		12:05:56.604	
10 -	31.828	21.265	53.093 (3)	81.90	0.021	12:06:49.697	
11 -	31.763	21.484	53.247	81.66	0.175	12:07:42.944	
12 -	32.250	21.190	53.440	81.37	0.368	12:08:36.384	

P2 24		Scott CARSON		Yamaha TZR 250 - Brian Grays Powerbiking,All England Diamor			
IDEAL LAP TIME : 52.880		BEST LAP TIME : 52.980		DIFFERENCE : 0.100			
LAP	SECTOR 1	SECTOR 2	LAP TIME	MPH	DIFF	TIME OF DAY	
1 -		21.568	58.849	73.89	5.869	11:58:48.117	
2 -	32.051	21.498	53.549	81.20	0.569	11:59:41.666	
3 -	32.229	21.522	53.751	80.90	0.771	12:00:35.417	
4 -	32.339	21.647	53.986	80.55	1.006	12:01:29.403	
5 -	32.080	21.422	53.502	81.27	0.522	12:02:22.905	
6 -	32.282	21.434	53.716	80.95	0.736	12:03:16.621	
7 -	31.746	21.395	53.141 (2)	81.83	0.161	12:04:09.762	
8 -	31.647	21.807	53.454	81.35	0.474	12:05:03.216	
9 -	31.620	21.360	52.980 (1)	82.08		12:05:56.196	
10 -	31.882	21.339	53.221 (3)	81.70	0.241	12:06:49.417	
11 -	31.686	21.898	53.584	81.15	0.604	12:07:43.001	
12 -	32.647	21.260	53.907	80.66	0.927	12:08:36.908	

P3 13		Doug EDMONDSON		Yamaha TZR 250 - Stan Stephens Tuning			
IDEAL LAP TIME : 53.407		BEST LAP TIME : 53.433		DIFFERENCE : 0.026			
LAP	SECTOR 1	SECTOR 2	LAP TIME	MPH	DIFF	TIME OF DAY	
1 -		22.052	59.852	72.65	6.419	11:58:49.120	
2 -	33.261	21.488	54.749	79.42	1.316	11:59:43.869	
3 -	32.411	21.318	53.729	80.93	0.296	12:00:37.598	
4 -	32.111	21.375	53.486 (2)	81.30	0.053	12:01:31.084	
5 -	32.089	21.344	53.433 (1)	81.38		12:02:24.517	
6 -	32.755	21.893	54.648	79.57	1.215	12:03:19.165	
7 -	32.315	21.456	53.771	80.87	0.338	12:04:12.936	
8 -	32.182	21.461	53.643 (3)	81.06	0.210	12:05:06.579	
9 -	32.576	21.597	54.173	80.27	0.740	12:06:00.752	
10 -	32.185	21.557	53.742	80.91	0.309	12:06:54.494	
11 -	32.179	21.545	53.724	80.94	0.291	12:07:48.218	
12 -	32.120	22.315	54.435	79.88	1.002	12:08:42.653	

BMCRC - MRO Championships 2021 - Rnd 6 @ Brands Hatch Indy

DFDS Yamaha Past Masters

RACE 6 - SECTOR ANALYSIS



SECTOR 1 = FL to I1, SECTOR 2 = I1 to FL, DIFF = Difference To Personal Best Lap, P = Crossed Finish Line in Pit Lane, D = Time Disallowed

P4 51		Kevin WHOLEY		Yamaha TZR 250 - Twistgrip Motorcycles		
IDEAL LAP TIME : 54.167		BEST LAP TIME : 54.167		DIFFERENCE : 0.000		
LAP	SECTOR 1	SECTOR 2	LAP TIME	MPH	DIFF	TIME OF DAY
1 -		21.931	1:00.568	71.79	6.401	11:58:49.836
2 -	32.827	21.623	54.450 (2)	79.86	0.283	11:59:44.286
3 -	32.694	21.473	54.167 (1)	80.28		12:00:38.453
4 -	33.176	21.780	54.956	79.12	0.789	12:01:33.409
5 -	32.955	21.836	54.791 (3)	79.36	0.624	12:02:28.200
6 -	33.212	21.697	54.909	79.19	0.742	12:03:23.109
7 -	33.570	22.035	55.605	78.20	1.438	12:04:18.714
8 -	33.128	21.814	54.942	79.14	0.775	12:05:13.656
9 -	33.360	21.911	55.271	78.67	1.104	12:06:08.927
10 -	33.701	22.083	55.784	77.95	1.617	12:07:04.711
11 -	32.953	21.889	54.842	79.29	0.675	12:07:59.553
12 -	32.877	22.072	54.949	79.13	0.782	12:08:54.502

P5 15		Billy PERKINS		Yamaha TZR 250 - Ashford tarmac / Barking mad about Animals		
IDEAL LAP TIME : 54.407		BEST LAP TIME : 54.407		DIFFERENCE : 0.000		
LAP	SECTOR 1	SECTOR 2	LAP TIME	MPH	DIFF	TIME OF DAY
1 -		22.101	1:00.926	71.37	6.519	11:58:50.194
2 -	33.252	22.091	55.343	78.57	0.936	11:59:45.537
3 -	33.153	21.921	55.074	78.95	0.667	12:00:40.611
4 -	33.257	21.992	55.249	78.70	0.842	12:01:35.860
5 -	33.290	22.076	55.366	78.54	0.959	12:02:31.226
6 -	33.124	22.122	55.246	78.71	0.839	12:03:26.472
7 -	33.723	22.015	55.738	78.01	1.331	12:04:22.210
8 -	33.149	22.083	55.232	78.73	0.825	12:05:17.442
9 -	32.896	22.491	55.387	78.51	0.980	12:06:12.829
10 -	32.989	21.961	54.950 (3)	79.13	0.543	12:07:07.779
11 -	32.698	21.709	54.407 (1)	79.92		12:08:02.186
12 -	32.749	22.123	54.872 (2)	79.24	0.465	12:08:57.058

P6 27 C		Richard HAYWARD		Yamaha TZR 250 - Hazel Motors/ Gforce		
IDEAL LAP TIME : 55.226		BEST LAP TIME : 55.328		DIFFERENCE : 0.102		
LAP	SECTOR 1	SECTOR 2	LAP TIME	MPH	DIFF	TIME OF DAY
1 -		22.946	1:02.903	69.13	7.575	11:58:52.171
2 -	33.567	22.368	55.935	77.74	0.607	11:59:48.106
3 -	33.756	22.261	56.017	77.63	0.689	12:00:44.123
4 -	33.503	22.225	55.728	78.03	0.400	12:01:39.851
5 -	33.500	22.330	55.830	77.89	0.502	12:02:35.681
6 -	33.472	22.449	55.921	77.76	0.593	12:03:31.602
7 -	33.637	22.231	55.868	77.83	0.540	12:04:27.470
8 -	33.411	22.048	55.459 (2)	78.41	0.131	12:05:22.929
9 -	33.797	22.239	56.036	77.60	0.708	12:06:18.965
10 -	33.332	22.238	55.570	78.25	0.242	12:07:14.535
11 -	33.277	22.051	55.328 (1)	78.59		12:08:09.863
12 -	33.178	22.309	55.487 (3)	78.37	0.159	12:09:05.350

BMCRG - MRO Championships 2021 - Rnd 6 @ Brands Hatch Indy

DFDS Yamaha Past Masters

RACE 6 - SECTOR ANALYSIS



SECTOR 1 = FL to I1, SECTOR 2 = I1 to FL, DIFF = Difference To Personal Best Lap, P = Crossed Finish Line in Pit Lane, D = Time Disallowed

P7 74 Paul WHITBY		Yamaha TZR 250 - Greybridge Ltd				
IDEAL LAP TIME : 55.592		BEST LAP TIME : 55.718		DIFFERENCE : 0.126		
LAP	SECTOR 1	SECTOR 2	LAP TIME	MPH	DIFF	TIME OF DAY
1 -		23.255	1:04.932	66.97	9.214	11:58:54.200
2 -	33.676	22.632	56.308	77.22	0.590	11:59:50.508
3 -	33.792	22.300	56.092	77.52	0.374	12:00:46.600
4 -	33.465	22.548	56.013	77.63	0.295	12:01:42.613
5 -	33.576	22.714	56.290	77.25	0.572	12:02:38.903
6 -	33.412	22.422	55.834 (2)	77.88	0.116	12:03:34.737
7 -	33.292	22.426	55.718 (1)	78.04		12:04:30.455
8 -	35.180	22.436	57.616	75.47	1.898	12:05:28.071
9 -	33.768	22.463	56.231	77.33	0.513	12:06:24.302
10 -	33.446	22.553	55.999 (3)	77.65	0.281	12:07:20.301
11 -	33.394	22.732	56.126	77.47	0.408	12:08:16.427
12 -	33.941	22.822	56.763	76.60	1.045	12:09:13.190

P8 6 Calvin HOGAN		Yamaha TZR 250 -				
IDEAL LAP TIME : 55.580		BEST LAP TIME : 55.628		DIFFERENCE : 0.048		
LAP	SECTOR 1	SECTOR 2	LAP TIME	MPH	DIFF	TIME OF DAY
1 -		25.422	1:07.520	64.40	11.892	11:58:56.788
2 -	35.679	22.736	58.415	74.44	2.787	11:59:55.203
3 -	34.253	22.990	57.243	75.96	1.615	12:00:52.446
4 -	33.354	23.227	56.581	76.85	0.953	12:01:49.027
5 -	33.598	22.343	55.941	77.73	0.313	12:02:44.968
6 -	33.451	22.255	55.706 (2)	78.06	0.078	12:03:40.674
7 -	33.761	22.348	56.109	77.50	0.481	12:04:36.783
8 -	33.325	22.399	55.724 (3)	78.03	0.096	12:05:32.507
9 -	33.653	22.397	56.050	77.58	0.422	12:06:28.557
10 -	33.336	22.292	55.628 (1)	78.17		12:07:24.185
11 -	33.672	22.360	56.032	77.60	0.404	12:08:20.217
12 -	33.830	22.981	56.811	76.54	1.183	12:09:17.028

P9 8 C David BALL		Yamaha TZR 250 - Gardiner Page and Roe pension consultants				
IDEAL LAP TIME : 55.726		BEST LAP TIME : 55.797		DIFFERENCE : 0.071		
LAP	SECTOR 1	SECTOR 2	LAP TIME	MPH	DIFF	TIME OF DAY
1 -		23.112	1:02.958	69.07	7.161	11:58:52.226
2 -	34.176	22.581	56.757	76.61	0.960	11:59:48.983
3 -	34.250	22.898	57.148	76.09	1.351	12:00:46.131
4 -	34.767	22.845	57.612	75.48	1.815	12:01:43.743
5 -	34.402	22.703	57.105	76.15	1.308	12:02:40.848
6 -	34.243	23.108	57.351	75.82	1.554	12:03:38.199
7 -	34.322	22.668	56.990	76.30	1.193	12:04:35.189
8 -	33.902	22.896	56.798	76.56	1.001	12:05:31.987
9 -	34.189	22.673	56.862	76.47	1.065	12:06:28.849
10 -	33.363	22.434	55.797 (1)	77.93		12:07:24.646
11 -	33.817	22.363	56.180 (2)	77.40	0.383	12:08:20.826
12 -	33.962	22.621	56.583 (3)	76.85	0.786	12:09:17.409

BMCRC - MRO Championships 2021 - Rnd 6 @ Brands Hatch Indy

DFDS Yamaha Past Masters

RACE 6 - SECTOR ANALYSIS



SECTOR 1 = FL to I1, SECTOR 2 = I1 to FL, DIFF = Difference To Personal Best Lap, P = Crossed Finish Line in Pit Lane, D = Time Disallowed

P10 4		Denis HALIL		Yamaha TZR 250 - D & A AUTOS		
IDEAL LAP TIME : 56.019		BEST LAP TIME : 56.019		DIFFERENCE : 0.000		
LAP	SECTOR 1	SECTOR 2	LAP TIME	MPH	DIFF	TIME OF DAY
1 -		22.961	1:03.144	68.86	7.125	11:58:52.412
2 -	34.627	23.104	57.731	75.32	1.712	11:59:50.143
3 -	34.555	22.890	57.445	75.70	1.426	12:00:47.588
4 -	34.245	22.882	57.127	76.12	1.108	12:01:44.715
5 -	33.929	22.538	56.467 (3)	77.01	0.448	12:02:41.182
6 -	34.065	23.005	57.070	76.19	1.051	12:03:38.252
7 -	34.362	22.800	57.162	76.07	1.143	12:04:35.414
8 -	34.100	22.773	56.873	76.46	0.854	12:05:32.287
9 -	34.181	22.639	56.820	76.53	0.801	12:06:29.107
10 -	33.722	22.297	56.019 (1)	77.62		12:07:25.126
11 -	33.883	22.367	56.250 (2)	77.30	0.231	12:08:21.376
12 -	34.016	23.004	57.020	76.26	1.001	12:09:18.396

P11 29		Derek CRIPPS		Yamaha TZR 250 - Kelly Cripps - Team FBR		
IDEAL LAP TIME : 56.178		BEST LAP TIME : 56.266		DIFFERENCE : 0.088		
LAP	SECTOR 1	SECTOR 2	LAP TIME	MPH	DIFF	TIME OF DAY
1 -		23.397	1:05.982	65.90	9.716	11:58:55.250
2 -	34.024	23.018	57.042	76.23	0.776	11:59:52.292
3 -	34.047	22.477	56.524	76.93	0.258	12:00:48.816
4 -	33.742	22.524	56.266 (1)	77.28		12:01:45.082
5 -	34.547	22.436	56.983	76.31	0.717	12:02:42.065
6 -	33.985	22.508	56.493 (3)	76.97	0.227	12:03:38.558
7 -	34.245	23.038	57.283	75.91	1.017	12:04:35.841
8 -	34.059	22.668	56.727	76.65	0.461	12:05:32.568
9 -	34.468	22.568	57.036	76.24	0.770	12:06:29.604
10 -	34.054	22.684	56.738	76.64	0.472	12:07:26.342
11 -	33.838	22.642	56.480 (2)	76.99	0.214	12:08:22.822
12 -	33.984	22.958	56.942	76.36	0.676	12:09:19.764

P12 55		Paul TOLAND		Yamaha TZR 250 - Kippers keys		
IDEAL LAP TIME : 56.983		BEST LAP TIME : 57.059		DIFFERENCE : 0.076		
LAP	SECTOR 1	SECTOR 2	LAP TIME	MPH	DIFF	TIME OF DAY
1 -		23.198	1:02.832	69.20	5.773	11:58:52.100
2 -	34.800	23.103	57.903	75.10	0.844	11:59:50.003
3 -	34.333	23.110	57.443	75.70	0.384	12:00:47.446
4 -	34.276	23.082	57.358 (3)	75.81	0.299	12:01:44.804
5 -	34.488	23.284	57.772	75.27	0.713	12:02:42.576
6 -	34.370	23.151	57.521	75.60	0.462	12:03:40.097
7 -	34.646	22.936	57.582	75.52	0.523	12:04:37.679
8 -	34.047	23.012	57.059 (1)	76.21		12:05:34.738
9 -	35.630	23.064	58.694	74.08	1.635	12:06:33.432
10 -	34.078	23.179	57.257 (2)	75.94	0.198	12:07:30.689
11 -	34.593	23.143	57.736	75.31	0.677	12:08:28.425
12 -	34.350	23.598	57.948	75.04	0.889	12:09:26.373

BMCRC - MRO Championships 2021 - Rnd 6 @ Brands Hatch Indy

DFDS Yamaha Past Masters

RACE 6 - SECTOR ANALYSIS



SECTOR 1 = FL to I1, SECTOR 2 = I1 to FL, DIFF = Difference To Personal Best Lap, P = Crossed Finish Line in Pit Lane, D = Time Disallowed

P13 60 C		Daniel GOUGH		Yamaha TZR 250 - G Force Motorcycles			
IDEAL LAP TIME : 56.692		BEST LAP TIME : 57.077		DIFFERENCE : 0.385			
LAP	SECTOR 1	SECTOR 2	LAP TIME	MPH	DIFF	TIME OF DAY	
1 -		23.332	1:04.879	67.02	7.802	11:58:54.147	
2 -	34.994	23.052	58.046	74.91	0.969	11:59:52.193	
3 -	35.133	23.294	58.427	74.42	1.350	12:00:50.620	
4 -	34.981	23.257	58.238	74.66	1.161	12:01:48.858	
5 -	34.639	23.121	57.760	75.28	0.683	12:02:46.618	
6 -	34.548	23.554	58.102	74.84	1.025	12:03:44.720	
7 -	34.526	23.601	58.127	74.81	1.050	12:04:42.847	
8 -	34.471	23.167	57.638	75.44	0.561	12:05:40.485	
9 -	34.402	23.185	57.587 (3)	75.51	0.510	12:06:38.072	
10 -	34.877	22.718	57.595	75.50	0.518	12:07:35.667	
11 -	33.974	23.103	57.077 (1)	76.18		12:08:32.744	
12 -	34.244	22.834	57.078 (2)	76.18	0.001	12:09:29.822	

P14 72 C		Chris THAY		Yamaha TZR 250 - Scell-it uk			
IDEAL LAP TIME : 57.672		BEST LAP TIME : 57.672		DIFFERENCE : 0.000			
LAP	SECTOR 1	SECTOR 2	LAP TIME	MPH	DIFF	TIME OF DAY	
1 -		23.232	1:06.275	65.61	8.603	11:58:55.543	
2 -	35.195	23.643	58.838	73.90	1.166	11:59:54.381	
3 -	35.063	23.383	58.446	74.40	0.774	12:00:52.827	
4 -	35.531	23.328	58.859	73.88	1.187	12:01:51.686	
5 -	35.477	23.403	58.880	73.85	1.208	12:02:50.566	
6 -	36.027	23.377	59.404	73.20	1.732	12:03:49.970	
7 -	35.618	23.090	58.708	74.07	1.036	12:04:48.678	
8 -	34.984	23.246	58.230 (2)	74.67	0.558	12:05:46.908	
9 -	35.129	23.275	58.404 (3)	74.45	0.732	12:06:45.312	
10 -	34.718	22.954	57.672 (1)	75.40		12:07:42.984	
11 -	36.355	23.251	59.606	72.95	1.934	12:08:42.590	

P15 146		Michael MACE		Yamaha TZR 250 - Kevin Marshall			
IDEAL LAP TIME : 57.766		BEST LAP TIME : 58.110		DIFFERENCE : 0.344			
LAP	SECTOR 1	SECTOR 2	LAP TIME	MPH	DIFF	TIME OF DAY	
1 -		23.742	1:06.106	65.78	7.996	11:58:55.374	
2 -	35.247	23.362	58.609 (3)	74.19	0.499	11:59:53.983	
3 -	35.285	23.449	58.734	74.03	0.624	12:00:52.717	
4 -	35.301	23.506	58.807	73.94	0.697	12:01:51.524	
5 -	35.530	23.592	59.122	73.55	1.012	12:02:50.646	
6 -	35.716	23.657	59.373	73.24	1.263	12:03:50.019	
7 -	35.375	23.400	58.775	73.98	0.665	12:04:48.794	
8 -	35.474	23.272	58.746	74.02	0.636	12:05:47.540	
9 -	35.187	23.043	58.230 (2)	74.67	0.120	12:06:45.770	
10 -	34.723	23.387	58.110 (1)	74.83		12:07:43.880	
11 -	35.781	23.191	58.972	73.74	0.862	12:08:42.852	

Weather / Track : Bright / Dry

Brands Hatch Indy
Circuit Length = 1.2079 miles
Start: 11:57 Flag 12:08 End: 12:09

BMCRC - MRO Championships 2021 - Rnd 6 @ Brands Hatch Indy

DFDS Yamaha Past Masters

RACE 6 - SECTOR ANALYSIS



SECTOR 1 = FL to I1, SECTOR 2 = I1 to FL, DIFF = Difference To Personal Best Lap, P = Crossed Finish Line in Pit Lane, D = Time Disallowed

P16		9 R		David MACKENZIE		Yamaha TZR 250 -	
IDEAL LAP TIME : 58.828		BEST LAP TIME : 59.017		DIFFERENCE : 0.189			
LAP	SECTOR 1	SECTOR 2	LAP TIME	MPH	DIFF	TIME OF DAY	
1 -		24.037	1:07.574	64.35	8.557	11:58:56.842	
2 -	35.588	23.595	59.183	73.47	0.166	11:59:56.025	
3 -	35.888	23.628	59.516	73.06	0.499	12:00:55.541	
4 -	35.692	23.716	59.408	73.19	0.391	12:01:54.949	
5 -	35.857	23.832	59.689	72.85	0.672	12:02:54.638	
6 -	35.986	23.661	59.647	72.90	0.630	12:03:54.285	
7 -	35.676	23.641	59.317	73.31	0.300	12:04:53.602	
8 -	35.617	23.434	59.051 (2)	73.64	0.034	12:05:52.653	
9 -	35.787	23.792	59.579	72.98	0.562	12:06:52.232	
10 -	35.704	23.349	59.053 (3)	73.63	0.036	12:07:51.285	
11 -	35.479	23.538	59.017 (1)	73.68		12:08:50.302	

P17		67		Mark BAILEY		Yamaha TZR 250 - South Eastern Air Conditioning Ltd	
IDEAL LAP TIME : 1:00.215		BEST LAP TIME : 1:00.366		DIFFERENCE : 0.151			
LAP	SECTOR 1	SECTOR 2	LAP TIME	MPH	DIFF	TIME OF DAY	
1 -		24.379	1:09.127	62.90	8.761	11:58:58.395	
2 -	36.408	24.031	1:00.439 (3)	71.95	0.073	11:59:58.834	
3 -	36.468	24.148	1:00.616	71.74	0.250	12:00:59.450	
4 -	36.832	24.547	1:01.379	70.84	1.013	12:02:00.829	
5 -	36.721	24.686	1:01.407	70.81	1.041	12:03:02.236	
6 -	37.187	24.128	1:01.315	70.92	0.949	12:04:03.551	
7 -	36.394	23.972	1:00.366 (1)	72.03		12:05:03.917	
8 -	36.277	24.096	1:00.373 (2)	72.02	0.007	12:06:04.290	
9 -	36.737	24.133	1:00.870	71.44	0.504	12:07:05.160	
10 -	36.538	23.938	1:00.476	71.90	0.110	12:08:05.636	
11 -	36.484	24.361	1:00.845	71.47	0.479	12:09:06.481	

P18		73 R		Colvin TURNER		Yamaha TZR 250 -	
IDEAL LAP TIME : 59.125		BEST LAP TIME : 59.601		DIFFERENCE : 0.476			
LAP	SECTOR 1	SECTOR 2	LAP TIME	MPH	DIFF	TIME OF DAY	
1 -		24.390	1:10.218	61.92	10.617	11:58:59.486	
2 -	36.034	24.426	1:00.460 (3)	71.92	0.859	11:59:59.946	
3 -	35.595	24.006	59.601 (1)	72.96		12:00:59.547	
4 -	36.486	23.530	1:00.016 (2)	72.45	0.415	12:01:59.563	
5 -	37.473	24.207	1:01.680	70.50	2.079	12:03:01.243	
6 -	38.393	24.496	1:02.889	69.14	3.288	12:04:04.132	
7 -	36.681	24.272	1:00.953	71.34	1.352	12:05:05.085	
8 -	36.917	24.281	1:01.198	71.05	1.597	12:06:06.283	
9 -	37.035	24.375	1:01.410	70.81	1.809	12:07:07.693	
10 -	37.281	24.968	1:02.249	69.85	2.648	12:08:09.942	
11 -	37.715	25.689	1:03.404	68.58	3.803	12:09:13.346	

P19		36		Phil ZANUTTO		Yamaha TZR 250 -	
IDEAL LAP TIME : 1:01.084		BEST LAP TIME : 1:01.334		DIFFERENCE : 0.250			
LAP	SECTOR 1	SECTOR 2	LAP TIME	MPH	DIFF	TIME OF DAY	
1 -		24.587	1:10.637	61.56	9.303	11:58:59.905	
2 -	37.879	24.292	1:02.171	69.94	0.837	12:00:02.076	
3 -	38.587	24.575	1:03.162	68.84	1.828	12:01:05.238	
4 -	37.437	24.424	1:01.861	70.29	0.527	12:02:07.099	
5 -	37.208	24.801	1:02.009	70.12	0.675	12:03:09.108	
6 -	37.598	24.579	1:02.177	69.93	0.843	12:04:11.285	
7 -	37.448	24.108	1:01.556 (2)	70.64	0.222	12:05:12.841	
8 -	37.031	24.542	1:01.573 (3)	70.62	0.239	12:06:14.414	
9 -	37.928	24.055	1:01.983	70.15	0.649	12:07:16.397	
10 -	37.281	24.053	1:01.334 (1)	70.90		12:08:17.731	
11 -	37.387	24.234	1:01.621	70.57	0.287	12:09:19.352	

Weather / Track : Bright / Dry

Brands Hatch Indy
Circuit Length = 1.2079 miles
Start: 11:57 Flag 12:08 End: 12:09

BMCR - MRO Championships 2021 - Rnd 6 @ Brands Hatch Indy

DFDS Yamaha Past Masters

RACE 6 - SECTOR ANALYSIS



SECTOR 1 = FL to I1, SECTOR 2 = I1 to FL, DIFF = Difference To Personal Best Lap, P = Crossed Finish Line in Pit Lane, D = Time Disallowed

P20 65 C		Nigel TERRY		Yamaha TZR 250 - NTrap Garage Doors			
IDEAL LAP TIME : 1:03.360		BEST LAP TIME : 1:03.606		DIFFERENCE : 0.246			
LAP	SECTOR 1	SECTOR 2	LAP TIME	MPH	DIFF	TIME OF DAY	
1 -		25.883	1:13.884	58.85	10.278	11:59:03.152	
2 -	39.412	25.794	1:05.206	66.69	1.600	12:00:08.358	
3 -	39.166	26.340	1:05.506	66.38	1.900	12:01:13.864	
4 -	38.464	25.800	1:04.264 (3)	67.66	0.658	12:02:18.128	
5 -	39.511	25.205	1:04.716	67.19	1.110	12:03:22.844	
6 -	39.028	25.659	1:04.687	67.22	1.081	12:04:27.531	
7 -	39.163	25.660	1:04.823	67.08	1.217	12:05:32.354	
8 -	38.925	25.771	1:04.696	67.21	1.090	12:06:37.050	
9 -	38.426	25.640	1:04.066 (2)	67.87	0.460	12:07:41.116	
10 -	38.672	24.934	1:03.606 (1)	68.36		12:08:44.722	

P21 42 C		Martin PEARSON		Yamaha TZR 250 - Viking Inspection			
IDEAL LAP TIME : 1:03.983		BEST LAP TIME : 1:04.161		DIFFERENCE : 0.178			
LAP	SECTOR 1	SECTOR 2	LAP TIME	MPH	DIFF	TIME OF DAY	
1 -		25.938	1:13.519	59.14	9.358	11:59:02.787	
2 -	39.444	25.714	1:05.158	66.73	0.997	12:00:07.945	
3 -	39.279	25.742	1:05.021	66.87	0.860	12:01:12.966	
4 -	38.747	25.719	1:04.466 (2)	67.45	0.305	12:02:17.432	
5 -	38.733	26.018	1:04.751	67.15	0.590	12:03:22.183	
6 -	38.327	26.500	1:04.827	67.08	0.666	12:04:27.010	
7 -	38.992	25.656	1:04.648 (3)	67.26	0.487	12:05:31.658	
8 -	39.023	25.852	1:04.875	67.03	0.714	12:06:36.533	
9 -	38.447	25.714	1:04.161 (1)	67.77		12:07:40.694	
10 -	38.679	26.051	1:04.730	67.18	0.569	12:08:45.424	

P22 33 C		Kieran LEWIS		Yamaha TZR 250 - Controls For Doors Ltd/ G Force Motorcycles			
IDEAL LAP TIME : 1:03.760		BEST LAP TIME : 1:04.044		DIFFERENCE : 0.284			
LAP	SECTOR 1	SECTOR 2	LAP TIME	MPH	DIFF	TIME OF DAY	
1 -		26.081	1:14.005	58.76	9.961	11:59:03.273	
2 -	39.461	25.742	1:05.203	66.69	1.159	12:00:08.476	
3 -	39.291	26.383	1:05.674	66.21	1.630	12:01:14.150	
4 -	38.516	25.772	1:04.288 (3)	67.64	0.244	12:02:18.438	
5 -	38.407	25.637	1:04.044 (1)	67.90		12:03:22.482	
6 -	38.318	26.481	1:04.799	67.10	0.755	12:04:27.281	
7 -	39.029	25.706	1:04.735	67.17	0.691	12:05:32.016	
8 -	38.891	26.324	1:05.215	66.68	1.171	12:06:37.231	
9 -	38.606	25.442	1:04.048 (2)	67.89	0.004	12:07:41.279	
10 -	38.847	25.668	1:04.515	67.40	0.471	12:08:45.794	

P23 88		Michael STANLEY		Yamaha TZR 250 -			
IDEAL LAP TIME : 57.353		BEST LAP TIME : 57.353		DIFFERENCE : 0.000			
LAP	SECTOR 1	SECTOR 2	LAP TIME	MPH	DIFF	TIME OF DAY	
1 -		23.585	1:05.364	66.52	8.011	11:58:54.632	
2 -	34.661	23.436	58.097 (3)	74.85	0.744	11:59:52.729	
3 -	34.767	23.200	57.967 (2)	75.01	0.614	12:00:50.696	
4 -	35.138	23.572	58.710	74.06	1.357	12:01:49.406	
5 -	34.222	23.131	57.353 (1)	75.82		12:02:46.759	
6 -	34.592	23.582	58.174	74.75	0.821	12:03:44.933	
7 -	34.802	23.823	58.625	74.17	1.272	12:04:43.558	

Weather / Track : Bright / Dry

Brands Hatch Indy
Circuit Length = 1.2079 miles
Start: 11:57 Flag 12:08 End: 12:09

BMCRC - MRO Championships 2021 - Rnd 6 @ Brands Hatch Indy

DFDS Yamaha Past Masters

RACE 6 - SECTOR ANALYSIS



SECTOR 1 = FL to I1, SECTOR 2 = I1 to FL, DIFF = Difference To Personal Best Lap, P = Crossed Finish Line in Pit Lane, D = Time Disallowed

P24 46 C		Kevin MARSHALL		Yamaha TZR 250 - Stacey Processing		
IDEAL LAP TIME : 1:00.190		BEST LAP TIME : 1:00.474		DIFFERENCE : 0.284		
LAP	SECTOR 1	SECTOR 2	LAP TIME	MPH	DIFF	TIME OF DAY
1 -		24.464	1:10.057	62.07	9.583	11:58:59.325
2 -	35.970	24.778	1:00.748 (3)	71.58	0.274	12:00:00.073
3 -	36.199	24.370	1:00.569 (2)	71.79	0.095	12:01:00.642
4 -	36.254	24.220	1:00.474 (1)	71.90		12:02:01.116

BMCRC - MRO Championships 2021 - Rnd 6 @ Brands Hatch Indy

DFDS Yamaha Past Masters

RACE 6 - BEST SECTORS

SECTOR 1			SECTOR 2			IDEAL / BEST COMPARISON						
POS	NO	NAME	TIME	NO	NAME	TIME	POS	NO	NAME	IDEAL	BEST	DIFF
									PERFECT LAP	52.792		
1	24	CARSON	31.620	19	BRANTON	21.172	1	24	CARSON	52.880	52.980	0.100
2	19	BRANTON	31.763	24	CARSON	21.260	2	19	BRANTON	52.935	53.072	0.137
3	13	EDMONDSON	32.089	13	EDMONDSON	21.318	3	13	EDMONDSON	53.407	53.433	0.026
4	51	WHOLEY	32.694	51	WHOLEY	21.473	4	51	WHOLEY	54.167	54.167	0.000
5	15	PERKINS	32.698	15	PERKINS	21.709	5	15	PERKINS	54.407	54.407	0.000
6	27	HAYWARD	33.178	27	HAYWARD	22.048	6	27	HAYWARD	55.226	55.328	0.102
7	74	WHITBY	33.292	6	HOGAN	22.255	7	6	HOGAN	55.580	55.628	0.048
8	6	HOGAN	33.325	4	HALIL	22.297	8	74	WHITBY	55.592	55.718	0.126
9	8	BALL	33.363	74	WHITBY	22.300	9	8	BALL	55.726	55.797	0.071
10	4	HALIL	33.722	8	BALL	22.363	10	4	HALIL	56.019	56.019	0.000
11	29	CRIPPS	33.742	29	CRIPPS	22.436	11	29	CRIPPS	56.178	56.266	0.088
12	60	GOUGH	33.974	60	GOUGH	22.718	12	60	GOUGH	56.692	57.077	0.385
13	55	TOLAND	34.047	55	TOLAND	22.936	13	55	TOLAND	56.983	57.059	0.076
14	88	STANLEY	34.222	72	THAY	22.954	14	88	STANLEY	57.353	57.353	0.000
15	72	THAY	34.718	146	MACE	23.043	15	72	THAY	57.672	57.672	0.000
16	146	MACE	34.723	88	STANLEY	23.131	16	146	MACE	57.766	58.110	0.344
17	9	MACKENZIE	35.479	9	MACKENZIE	23.349	17	9	MACKENZIE	58.828	59.017	0.189
18	73	TURNER	35.595	73	TURNER	23.530	18	73	TURNER	59.125	59.601	0.476
19	46	MARSHALL	35.970	67	BAILEY	23.938	19	46	MARSHALL	1:00.190	1:00.474	0.284
20	67	BAILEY	36.277	36	ZANUTTO	24.053	20	67	BAILEY	1:00.215	1:00.366	0.151
21	36	ZANUTTO	37.031	46	MARSHALL	24.220	21	36	ZANUTTO	1:01.084	1:01.334	0.250
22	33	LEWIS	38.318	65	TERRY	24.934	22	65	TERRY	1:03.360	1:03.606	0.246
23	42	PEARSON	38.327	33	LEWIS	25.442	23	33	LEWIS	1:03.760	1:04.044	0.284
24	65	TERRY	38.426	42	PEARSON	25.656	24	42	PEARSON	1:03.983	1:04.161	0.178
25												

Weather / Track : Bright / Dry

Results can be found at www.tsl-timing.com

Brands Hatch Indy
Circuit Length = 1.2079 miles
Start: 11:57 Flag 12:08 End: 12:09

Printed - 12:10 Sunday, 03 October 2021

BMCRC - MRO Championships 2021 - Rnd 6 @ Brands Hatch Indy

DFDS Yamaha Past Masters

RACE 6 - STATISTICS

Competitors Started 25
Planned Start 2021-10-03 @ 11:45:00.000
Actual Start 2021-10-03 @ 11:57:49.267
Finish Time 2021-10-03 @ 12:08:36.383
Track Length 1.2079mi.
Total Laps 263
Total Distance Covered 317.6896mi.

Session Fastest Lap History

NO	CL	NAME	LAP TIME	TIME OF DAY	LAP	VEHICLE
24		Scott CARSON	53.549	11:59:41.669	2	Yamaha TZR 250
19		Peter BRANTON	53.457	12:00:36.751	3	Yamaha TZR 250
19		Peter BRANTON	53.080	12:02:23.407	5	Yamaha TZR 250
24		Scott CARSON	52.980	12:05:56.199	9	Yamaha TZR 250

Session Leader History

NO	CL	NAME	FROM LAP	LAPS LED	DISTANCE	VEHICLE
24		Scott CARSON	1	10	12.07 miles	Yamaha TZR 250
19		Peter BRANTON	11	2	2.41 miles	Yamaha TZR 250

Flag History

TYPE	TIME OF DAY
GREEN	11:57:49.267
FINISH	12:08:36.383

Flag Statistics

TYPE	COUNT	TOTAL LAPS	TOTAL TIME
Green	1	12	11:45.621
Red	0	0	0.000
Safety Car	0	0	0.000
FCY	0	0	0.000

BMCRC - MRO Championships 2021 - Rnd 6 @ Brands Hatch Indy

DFDS Yamaha Past Masters

RACE 6 - STATISTICS

CLASS :

15 Starters

Fastest Lap History

NO	NAME	LAP TIME	TIME OF DAY	LAP	VEHICLE
24	Scott CARSON	53.549	11:59:41.669	2	Yamaha TZR 250
19	Peter BRANTON	53.457	12:00:36.751	3	Yamaha TZR 250
19	Peter BRANTON	53.080	12:02:23.407	5	Yamaha TZR 250
24	Scott CARSON	52.980	12:05:56.199	9	Yamaha TZR 250

Leader History

NO	NAME	FROM LAP	LAPS LED	DISTANCE	VEHICLE
24	Scott CARSON	1	10	12.07 miles	Yamaha TZR 250
19	Peter BRANTON	11	2	2.41 miles	Yamaha TZR 250

BMCRC - MRO Championships 2021 - Rnd 6 @ Brands Hatch Indy

DFDS Yamaha Past Masters

RACE 6 - STATISTICS

CLASS : C

8 Starters

Fastest Lap History

NO	NAME	LAP TIME	TIME OF DAY	LAP	VEHICLE
27	Richard HAYWARD	55.935	11:59:48.119	2	Yamaha TZR 250
27	Richard HAYWARD	55.728	12:01:39.864	4	Yamaha TZR 250
27	Richard HAYWARD	55.459	12:05:22.942	8	Yamaha TZR 250
27	Richard HAYWARD	55.328	12:08:09.876	11	Yamaha TZR 250

Leader History

NO	NAME	FROM LAP	LAPS LED	DISTANCE	VEHICLE
27	Richard HAYWARD	1	12	14.49 miles	Yamaha TZR 250

BMCRC - MRO Championships 2021 - Rnd 6 @ Brands Hatch Indy

DFDS Yamaha Past Masters

RACE 6 - STATISTICS

CLASS : R

2 Starters

Fastest Lap History

NO	NAME	LAP TIME	TIME OF DAY	LAP	VEHICLE
9	David MACKENZIE	59.183	11:59:56.056	2	Yamaha TZR 250
9	David MACKENZIE	59.051	12:05:52.683	8	Yamaha TZR 250
9	David MACKENZIE	59.017	12:08:50.332	11	Yamaha TZR 250

Leader History

NO	NAME	FROM LAP	LAPS LED	DISTANCE	VEHICLE
9	David MACKENZIE	1	11	13.28 miles	Yamaha TZR 250

BMCRC - MRO Championships 2021 - Rnd 6 @ Brands Hatch Indy
DFDS Yamaha Past Masters
RACE 17 - GRID (12 Laps)

ROW 9	27	199	Michael FROST	26	30	Alan COOPER	25	100	Jake MASON
ROW 8	24	42	Martin PEARSON	23	33	Kieran LEWIS	22	65	Nigel TERRY
ROW 7	21	36	Phil ZANUTTO	20	46	Kevin MARSHALL	19	67	Mark BAILEY
ROW 6	18	73	Colvin TURNER	17	9	David MACKENZIE	16	146	Michael MACE
ROW 5	15	72	Chris THAY	14	88	Michael STANLEY	13	60	Daniel GOUGH
ROW 4	12	55	Paul TOLAND	11	29	Derek CRIPPS	10	4	Denis HALIL
ROW 3	9	8	David BALL	8	74	Paul WHITBY	7	6	Calvin HOGAN
ROW 2	6	27	Richard HAYWARD	5	15	Billy PERKINS	4	51	Kevin WHOLEY
ROW 1	3	13	Doug EDMONDSON	2	19	Peter BRANTON	1	24	Scott CARSON
									Pole

 Brands Hatch Indy
 Circuit Length = 1.2079 miles

These results are provisional until the conclusion of any judicial and technical matters.

Clerk Of Course :	Stewards :	Timekeeper : Alan Povey
-------------------	------------	-------------------------

 Results can be found at www.tsl-timing.com

Printed - 12:11 Sunday, 03 October 2021



BMCRC - MRO Championships 2021 - Rnd 6 @ Brands Hatch Indy
DFDS Yamaha Past Masters
RACE 17 - CLASSIFICATION

POS	NO	CL	PIC NAME	ENTRY	LAPS	TIME	GAP	DIFF	MPH	BEST	ON
1	19		1 Peter BRANTON	Yamaha TZR 250 - Exactweld Racing	7	6:19.934			80.11	53.787	2
2	1		2 Scott CARSON	Yamaha TZR 250 - Brian Grays Powerbiking,All Eng	7	6:24.593	4.659	4.659	79.14	54.169	5
3	51		3 Kevin WHOLEY	Yamaha TZR 250 - Twistgrip Motorcycles	7	6:28.481	8.547	3.888	78.35	54.920	3
4	15		4 Billy PERKINS	Yamaha TZR 250 - Ashford tarmac / Barking mad al	7	6:29.265	9.331	0.784	78.19	54.508	6
5	27	C	1 Richard HAYWARD	Yamaha TZR 250 - Hazel Motors/ Gforce	7	6:33.403	13.469	4.138	77.37	55.233	3
6	6		5 Calvin HOGAN	Yamaha TZR 250 -	7	6:38.753	18.819	5.350	76.33	55.972	5
7	74		6 Paul WHITBY	Yamaha TZR 250 - Greybridge Ltd	7	6:39.054	19.120	0.301	76.28	55.904	6
8	29		7 Derek CRIPPS	Yamaha TZR 250 - Kelly Cripps - Team FBR	7	6:40.792	20.858	1.738	75.95	56.201	6
9	4		8 Denis HALIL	Yamaha TZR 250 - D & A AUTOS	7	6:40.845	20.911	0.053	75.94	56.103	7
10	60	C	2 Daniel GOUGH	Yamaha TZR 250 - G Force Motorcycles	7	6:44.711	24.777	3.866	75.21	56.846	4
11	72	C	3 Chris THAY	Yamaha TZR 250 - Scell-it uk	7	6:52.665	32.731	7.954	73.76	57.784	6
12	146		9 Michael MACE	Yamaha TZR 250 - Kevin Marshall	7	6:52.688	32.754	0.023	73.76	57.778	7
13	100		10 Jake MASON	Yamaha TZR 250 - www.ypmrc.co.uk	7	7:01.277	41.343	8.589	72.25	58.766	4
14	9*	R	1 David MACKENZIE	Yamaha TZR 250 -	7	7:06.780	46.846	5.503	71.32	59.491	5
15	36		11 Phil ZANUTTO	Yamaha TZR 250 -	7	7:06.900	46.966	0.120	71.30	59.819	5
16	67		12 Mark BAILEY	Yamaha TZR 250 - South Eastern Air Conditioning I	7	7:10.641	50.707	3.741	70.68	1:00.112	5
17	42	C	4 Martin PEARSON	Yamaha TZR 250 - Viking Inspection	6	6:23.715	1 Lap	1 Lap	67.99	1:02.522	6
18	65	C	5 Nigel TERRY	Yamaha TZR 250 - NTrap Garage Doors	6	6:37.135	1 Lap	13.420	65.69	1:03.243	2
19	33	C	6 Kieran LEWIS	Yamaha TZR 250 - Controls For Doors Ltd/ G Force	6	6:38.916	1 Lap	1.781	65.40	1:04.957	2

NOT CLASSIFIED

DNF 55 Paul TOLAND Yamaha TZR 250 - Kippers keys 0

FASTEST LAP

19		Peter BRANTON	Yamaha TZR 250 - Exactweld Racing	2	53.787	80.84 mph	130.11 kph
27	C	Richard HAYWARD	Yamaha TZR 250 - Hazel Motors/ Gforce	3	55.233	78.73 mph	126.70 kph
9	R	David MACKENZIE	Yamaha TZR 250 -	5	59.491	73.09 mph	117.63 kph

* Bike 9 - Transponder didnt work

Class - 92.5% of Race Speed = 74.10 mph

Class C - 92.5% of Race Speed = 71.56 mph

Class R - 92.5% of Race Speed = 65.97 mph

Brands Hatch Indy: 1.2079 miles

Race Distance: 7 Laps / 8.45 miles

Start: 16:41 Flag 16:48 End: 16:49

Weather / Track : Sunny / Dry

These results are provisional until the conclusion of any judicial and technical matters.

Clerk Of Course :	Stewards :	Timekeeper : Alan Povey
-------------------	------------	-------------------------

Results can be found at www.tsl-timing.com

Printed - 16:49 Sunday, 03 October 2021



BMCRC - MRO Championships 2021 - Rnd 6 @ Brands Hatch Indy

DFDS Yamaha Past Masters

RACE 17 - LAP CHART

LAP 1 @ 16:42:56.397			LAP 2 @ 16:43:50.311			LAP 3 @ 16:44:44.156			LAP 4 @ 16:45:38.346			LAP 5 @ 16:46:32.142		
NO	BEHIND	LAP TIME	NO	BEHIND	LAP TIME	NO	BEHIND	LAP TIME	NO	BEHIND	LAP TIME	NO	BEHIND	LAP TIME
1		56.458	19		53.787	19		53.845	19		54.190	19		53.796
19	0.127	56.585	1	0.566	54.480	1	1.061	54.340	1	1.275	54.404	1	1.648	54.169
51	1.235	57.693	51	2.567	55.246	51	3.642	54.920	51	4.639	55.187	51	5.871	55.028
15	1.956	58.414	15	3.563	55.521	15	4.712	54.994	15	5.642	55.120	15	6.772	54.926
27	2.348	58.806	27	3.924	55.490	27	5.312	55.233	27	6.883	55.761	27	8.903	55.816
74	3.904	1:00.362	74	7.209	57.219	6	10.026	56.576	6	11.944	56.108	6	14.120	55.972
6	3.988	1:00.446	6	7.295	57.221	74	10.492	57.128	74	12.609	56.307	74	14.819	56.006
4	4.343	1:00.801	4	7.674	57.245	29	11.102	56.931	29	13.288	56.376	29	15.948	56.456
29	4.801	1:01.259	29	8.016	57.129	4	11.158	57.329	4	13.513	56.545	4	16.359	56.642
60	4.947	1:01.405	60	8.512	57.479	60	11.683	57.016	60	14.339	56.846	60	17.756	57.213
146	6.422	1:02.880	72	11.306	58.607	72	16.094	58.633	72	19.848	57.944	72	24.233	58.181
72	6.613	1:03.071	146	11.424	58.916	146	16.119	58.540	146	20.043	58.114	146	24.431	58.184
100	8.034	1:04.492	100	14.270	1:00.150	100	20.001	59.576	100	24.577	58.766	100	29.860	59.079
9	8.539	1:04.997	36	15.469	1:00.464	36	21.591	59.967	9	28.103	1:00.030	9	33.798	59.491
36	8.919	1:05.377	9	15.607	1:00.982	9	22.263	1:00.501	36	28.433	1:01.032	36	34.456	59.819
67	9.371	1:05.829	67	15.850	1:00.393	67	23.643	1:01.638	67	29.624	1:00.171	67	35.940	1:00.112
42	12.780	1:09.238	42	22.382	1:03.516	42	31.196	1:02.659	42	39.689	1:02.683	42	48.990	1:03.097
65	13.670	1:10.128	65	22.999	1:03.243	65	32.446	1:03.292	65	42.372	1:04.116			
33	13.783	1:10.241	33	24.826	1:04.957	33	36.861	1:05.880	33	48.597	1:05.926			

Weather / Track : Sunny / Dry

Results can be found at www.tsl-timing.com

Page 1 of 2

Brands Hatch Indy
Circuit Length = 1.2079 miles
Start: 16:41 Flag 16:48 End: 16:49

Printed - 16:50 Sunday, 03 October 2021

BMCRC - MRO Championships 2021 - Rnd 6 @ Brands Hatch Indy

DFDS Yamaha Past Masters

RACE 17 - LAP CHART

LAP 6 @ 16:47:25.977			LAP 7 @ 16:48:19.873		
NO	BEHIND	LAP TIME	NO	BEHIND	LAP TIME
19		53.835	19		53.896
65	1 Lap	1:06.005	42	1 Lap	1:02.522
1	2.658	54.845	1	4.659	55.897
33	1 Lap	1:05.941	51	8.547	55.477
51	6.966	54.930	15	9.331	55.782
15	7.445	54.508	27	13.469	56.541
27	10.824	55.756	65	1 Lap	1:10.351
6	16.259	55.974	6	18.819	56.456
74	16.888	55.904	33	1 Lap	1:05.971
29	18.314	56.201	74	19.120	56.128
4	18.704	56.180	29	20.858	56.440
60	20.816	56.895	4	20.911	56.103
72	28.182	57.784	60	24.777	57.857
146	28.872	58.276	72	32.731	58.445
100	35.257	59.232	146	32.754	57.778
9	39.945	59.982	100	41.343	59.982
36	40.970	1:00.349	9	46.846	1:00.797
67	43.254	1:01.149	36	46.966	59.892
			67	50.707	1:01.349

BMCR - MRO Championships 2021 - Rnd 6 @ Brands Hatch Indy

DFDS Yamaha Past Masters

RACE 17 - SECTOR ANALYSIS



SECTOR 1 = FL to I1, SECTOR 2 = I1 to FL, DIFF = Difference To Personal Best Lap, P = Crossed Finish Line in Pit Lane, D = Time Disallowed

P1 19		Peter BRANTON		Yamaha TZR 250 - Exactweld Racing			
IDEAL LAP TIME : 53.617		BEST LAP TIME : 53.787		DIFFERENCE : 0.170			
LAP	SECTOR 1	SECTOR 2	LAP TIME	MPH	DIFF	TIME OF DAY	
1 -		21.312	56.585	76.85	2.798	16:42:56.524	
2 -	32.390	21.397	53.787 (1)	80.84		16:43:50.311	
3 -	32.438	21.407	53.845	80.76	0.058	16:44:44.156	
4 -	32.373	21.817	54.190	80.24	0.403	16:45:38.346	
5 -	32.356	21.440	53.796 (2)	80.83	0.009	16:46:32.142	
6 -	32.320	21.515	53.835 (3)	80.77	0.048	16:47:25.977	
7 -	32.305	21.591	53.896	80.68	0.109	16:48:19.873	

P2 1		Scott CARSON		Yamaha TZR 250 - Brian Grays Powerbiking,All England Diamoi			
IDEAL LAP TIME : 54.136		BEST LAP TIME : 54.169		DIFFERENCE : 0.033			
LAP	SECTOR 1	SECTOR 2	LAP TIME	MPH	DIFF	TIME OF DAY	
1 -		22.032	56.458	77.02	2.289	16:42:56.397	
2 -	32.800	21.680	54.480	79.82	0.311	16:43:50.877	
3 -	32.655	21.685	54.340 (2)	80.02	0.171	16:44:45.217	
4 -	32.601	21.803	54.404 (3)	79.93	0.235	16:45:39.621	
5 -	32.456	21.713	54.169 (1)	80.27		16:46:33.790	
6 -	32.935	21.910	54.845	79.28	0.676	16:47:28.635	
7 -	33.660	22.237	55.897	77.79	1.728	16:48:24.532	

P3 51		Kevin WHOLEY		Yamaha TZR 250 - Twistgrip Motorcycles			
IDEAL LAP TIME : 54.710		BEST LAP TIME : 54.920		DIFFERENCE : 0.210			
LAP	SECTOR 1	SECTOR 2	LAP TIME	MPH	DIFF	TIME OF DAY	
1 -		21.786	57.693	75.37	2.773	16:42:57.632	
2 -	33.376	21.870	55.246	78.71	0.326	16:43:52.878	
3 -	32.965	21.955	54.920 (1)	79.18		16:44:47.798	
4 -	33.222	21.965	55.187	78.79	0.267	16:45:42.985	
5 -	33.126	21.902	55.028 (3)	79.02	0.108	16:46:38.013	
6 -	33.185	21.745	54.930 (2)	79.16	0.010	16:47:32.943	
7 -	33.291	22.186	55.477	78.38	0.557	16:48:28.420	

P4 15		Billy PERKINS		Yamaha TZR 250 - Ashford tarmac / Barking mad about Animals			
IDEAL LAP TIME : 54.508		BEST LAP TIME : 54.508		DIFFERENCE : 0.000			
LAP	SECTOR 1	SECTOR 2	LAP TIME	MPH	DIFF	TIME OF DAY	
1 -		22.058	58.414	74.44	3.906	16:42:58.353	
2 -	33.490	22.031	55.521	78.32	1.013	16:43:53.874	
3 -	33.115	21.879	54.994 (3)	79.07	0.486	16:44:48.868	
4 -	33.216	21.904	55.120	78.89	0.612	16:45:43.988	
5 -	33.119	21.807	54.926 (2)	79.17	0.418	16:46:38.914	
6 -	32.880	21.628	54.508 (1)	79.77		16:47:33.422	
7 -	33.112	22.670	55.782	77.95	1.274	16:48:29.204	

P5 27 C		Richard HAYWARD		Yamaha TZR 250 - Hazel Motors/ Gforce			
IDEAL LAP TIME : 55.233		BEST LAP TIME : 55.233		DIFFERENCE : 0.000			
LAP	SECTOR 1	SECTOR 2	LAP TIME	MPH	DIFF	TIME OF DAY	
1 -		22.258	58.806	73.94	3.573	16:42:58.745	
2 -	33.456	22.034	55.490 (2)	78.36	0.257	16:43:54.235	
3 -	33.230	22.003	55.233 (1)	78.73		16:44:49.468	
4 -	33.661	22.100	55.761	77.98	0.528	16:45:45.229	
5 -	33.733	22.083	55.816	77.90	0.583	16:46:41.045	
6 -	33.495	22.261	55.756 (3)	77.99	0.523	16:47:36.801	
7 -	33.978	22.563	56.541	76.91	1.308	16:48:33.342	

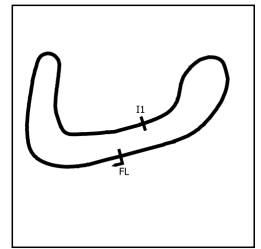
Weather / Track : Sunny / Dry

Brands Hatch Indy
 Circuit Length = 1.2079 miles
 Start: 16:41 Flag 16:48 End: 16:49

BMCR - MRO Championships 2021 - Rnd 6 @ Brands Hatch Indy

DFDS Yamaha Past Masters

RACE 17 - SECTOR ANALYSIS



SECTOR 1 = FL to I1, SECTOR 2 = I1 to FL, DIFF = Difference To Personal Best Lap, P = Crossed Finish Line in Pit Lane, D = Time Disallowed

P6 6 Calvin HOGAN		Yamaha TZR 250 -				
IDEAL LAP TIME : 55.897		BEST LAP TIME : 55.972				
		DIFFERENCE : 0.075				
LAP	SECTOR 1	SECTOR 2	LAP TIME	MPH	DIFF	TIME OF DAY
1 -		22.675	1:00.446	71.94	4.474	16:43:00.385
2 -	34.469	22.752	57.221	75.99	1.249	16:43:57.606
3 -	33.992	22.584	56.576	76.86	0.604	16:44:54.182
4 -	33.681	22.427	56.108 (3)	77.50	0.136	16:45:50.290
5 -	33.578	22.394	55.972 (1)	77.69		16:46:46.262
6 -	33.655	22.319	55.974 (2)	77.68	0.002	16:47:42.236
7 -	33.725	22.731	56.456	77.02	0.484	16:48:38.692

P7 74 Paul WHITBY		Yamaha TZR 250 - Greybridge Ltd				
IDEAL LAP TIME : 55.904		BEST LAP TIME : 55.904				
		DIFFERENCE : 0.000				
LAP	SECTOR 1	SECTOR 2	LAP TIME	MPH	DIFF	TIME OF DAY
1 -		22.854	1:00.362	72.04	4.458	16:43:00.301
2 -	34.256	22.963	57.219	75.99	1.315	16:43:57.520
3 -	34.226	22.902	57.128	76.12	1.224	16:44:54.648
4 -	33.718	22.589	56.307	77.23	0.403	16:45:50.955
5 -	33.653	22.353	56.006 (2)	77.64	0.102	16:46:46.961
6 -	33.628	22.276	55.904 (1)	77.78		16:47:42.865
7 -	33.669	22.459	56.128 (3)	77.47	0.224	16:48:38.993

P8 29 Derek CRIPPS		Yamaha TZR 250 - Kelly Cripps - Team FBR				
IDEAL LAP TIME : 56.187		BEST LAP TIME : 56.201				
		DIFFERENCE : 0.014				
LAP	SECTOR 1	SECTOR 2	LAP TIME	MPH	DIFF	TIME OF DAY
1 -		22.880	1:01.259	70.98	5.058	16:43:01.198
2 -	34.333	22.796	57.129	76.11	0.928	16:43:58.327
3 -	33.965	22.966	56.931	76.38	0.730	16:44:55.258
4 -	33.825	22.551	56.376 (2)	77.13	0.175	16:45:51.634
5 -	33.986	22.470	56.456	77.02	0.255	16:46:48.090
6 -	33.839	22.362	56.201 (1)	77.37		16:47:44.291
7 -	33.977	22.463	56.440 (3)	77.04	0.239	16:48:40.731

P9 4 Denis HALIL		Yamaha TZR 250 - D & A AUTOS				
IDEAL LAP TIME : 55.957		BEST LAP TIME : 56.103				
		DIFFERENCE : 0.146				
LAP	SECTOR 1	SECTOR 2	LAP TIME	MPH	DIFF	TIME OF DAY
1 -		22.848	1:00.801	71.52	4.698	16:43:00.740
2 -	34.385	22.860	57.245	75.96	1.142	16:43:57.985
3 -	33.999	23.330	57.329	75.85	1.226	16:44:55.314
4 -	33.877	22.668	56.545 (3)	76.90	0.442	16:45:51.859
5 -	34.053	22.589	56.642	76.77	0.539	16:46:48.501
6 -	33.652	22.528	56.180 (2)	77.40	0.077	16:47:44.681
7 -	33.798	22.305	56.103 (1)	77.51		16:48:40.784

P10 60 C Daniel GOUGH		Yamaha TZR 250 - G Force Motorcycles				
IDEAL LAP TIME : 56.712		BEST LAP TIME : 56.846				
		DIFFERENCE : 0.134				
LAP	SECTOR 1	SECTOR 2	LAP TIME	MPH	DIFF	TIME OF DAY
1 -		22.731	1:01.405	70.81	4.559	16:43:01.344
2 -	34.695	22.784	57.479	75.65	0.633	16:43:58.823
3 -	34.117	22.899	57.016 (3)	76.26	0.170	16:44:55.839
4 -	34.175	22.671	56.846 (1)	76.49		16:45:52.685
5 -	34.481	22.732	57.213	76.00	0.367	16:46:49.898
6 -	34.300	22.595	56.895 (2)	76.43	0.049	16:47:46.793
7 -	34.630	23.227	57.857	75.16	1.011	16:48:44.650

Weather / Track : Sunny / Dry

Brands Hatch Indy
Circuit Length = 1.2079 miles
Start: 16:41 Flag 16:48 End: 16:49

BMCRC - MRO Championships 2021 - Rnd 6 @ Brands Hatch Indy

DFDS Yamaha Past Masters

RACE 17 - SECTOR ANALYSIS



SECTOR 1 = FL to I1, SECTOR 2 = I1 to FL, DIFF = Difference To Personal Best Lap, P = Crossed Finish Line in Pit Lane, D = Time Disallowed

P11 72 C		Chris THAY		Yamaha TZR 250 - Scell-it uk		
IDEAL LAP TIME : 57.718		BEST LAP TIME : 57.784		DIFFERENCE : 0.066		
LAP	SECTOR 1	SECTOR 2	LAP TIME	MPH	DIFF	TIME OF DAY
1 -		23.457	1:03.071	68.94	5.287	16:43:03.010
2 -	35.600	23.007	58.607	74.19	0.823	16:44:01.617
3 -	34.711	23.922	58.633	74.16	0.849	16:45:00.250
4 -	34.778	23.166	57.944 (2)	75.04	0.160	16:45:58.194
5 -	34.800	23.381	58.181 (3)	74.74	0.397	16:46:56.375
6 -	34.729	23.055	57.784 (1)	75.25		16:47:54.159
7 -	34.769	23.676	58.445	74.40	0.661	16:48:52.604

P12 146		Michael MACE		Yamaha TZR 250 - Kevin Marshall		
IDEAL LAP TIME : 57.564		BEST LAP TIME : 57.778		DIFFERENCE : 0.214		
LAP	SECTOR 1	SECTOR 2	LAP TIME	MPH	DIFF	TIME OF DAY
1 -		23.503	1:02.880	69.15	5.102	16:43:02.819
2 -	35.517	23.399	58.916	73.81	1.138	16:44:01.735
3 -	34.811	23.729	58.540	74.28	0.762	16:45:00.275
4 -	35.122	22.992	58.114 (2)	74.82	0.336	16:45:58.389
5 -	34.941	23.243	58.184 (3)	74.73	0.406	16:46:56.573
6 -	35.103	23.173	58.276	74.62	0.498	16:47:54.849
7 -	34.572	23.206	57.778 (1)	75.26		16:48:52.627

P13 100		Jake MASON		Yamaha TZR 250 - www.ypmrc.co.uk		
IDEAL LAP TIME : 58.766		BEST LAP TIME : 58.766		DIFFERENCE : 0.000		
LAP	SECTOR 1	SECTOR 2	LAP TIME	MPH	DIFF	TIME OF DAY
1 -		24.108	1:04.492	67.42	5.726	16:43:04.431
2 -	36.278	23.872	1:00.150	72.29	1.384	16:44:04.581
3 -	35.553	24.023	59.576	72.99	0.810	16:45:04.157
4 -	35.247	23.519	58.766 (1)	73.99		16:46:02.923
5 -	35.354	23.725	59.079 (2)	73.60	0.313	16:47:02.002
6 -	35.351	23.881	59.232 (3)	73.41	0.466	16:48:01.234
7 -	35.882	24.100	59.982	72.49	1.216	16:49:01.216

P14 9 R		David MACKENZIE		Yamaha TZR 250 -		
IDEAL LAP TIME :		BEST LAP TIME : 59.491		DIFFERENCE :		
LAP	SECTOR 1	SECTOR 2	LAP TIME	MPH	DIFF	TIME OF DAY
1 -			1:04.997	66.90	5.506	16:43:04.936
2 -			1:00.982	71.30	1.491	16:44:05.918
3 -			1:00.501	71.87	1.010	16:45:06.419
4 -			1:00.030 (3)	72.44	0.539	16:46:06.449
5 -			59.491 (1)	73.09		16:47:05.940
6 -			59.982 (2)	72.49	0.491	16:48:05.922
7 -			1:00.797	71.52	1.306	16:49:06.719

P15 36		Phil ZANUTTO		Yamaha TZR 250 -		
IDEAL LAP TIME : 59.533		BEST LAP TIME : 59.819		DIFFERENCE : 0.286		
LAP	SECTOR 1	SECTOR 2	LAP TIME	MPH	DIFF	TIME OF DAY
1 -		23.985	1:05.377	66.51	5.558	16:43:05.316
2 -	36.456	24.008	1:00.464	71.92	0.645	16:44:05.780
3 -	36.178	23.789	59.967 (3)	72.51	0.148	16:45:05.747
4 -	37.019	24.013	1:01.032	71.25	1.213	16:46:06.779
5 -	35.902	23.917	59.819 (1)	72.69		16:47:06.598
6 -	36.647	23.702	1:00.349	72.05	0.530	16:48:06.947
7 -	36.261	23.631	59.892 (2)	72.60	0.073	16:49:06.839

BMCRC - MRO Championships 2021 - Rnd 6 @ Brands Hatch Indy

DFDS Yamaha Past Masters

RACE 17 - SECTOR ANALYSIS



SECTOR 1 = FL to I1, SECTOR 2 = I1 to FL, DIFF = Difference To Personal Best Lap, P = Crossed Finish Line in Pit Lane, D = Time Disallowed

P16	67	Mark BAILEY	Yamaha TZR 250 - South Eastern Air Conditioning Ltd			
IDEAL LAP TIME : 59.489		BEST LAP TIME : 1:00.112	DIFFERENCE : 0.623			

LAP	SECTOR 1	SECTOR 2	LAP TIME	MPH	DIFF	TIME OF DAY
1 -		24.279	1:05.829	66.05	5.717	16:43:05.768
2 -	36.733	23.660	1:00.393 (3)	72.00	0.281	16:44:06.161
3 -	35.991	25.647	1:01.638	70.55	1.526	16:45:07.799
4 -	36.641	23.530	1:00.171 (2)	72.27	0.059	16:46:07.970
5 -	35.959	24.153	1:00.112 (1)	72.34		16:47:08.082
6 -	36.949	24.200	1:01.149	71.11	1.037	16:48:09.231
7 -	37.081	24.268	1:01.349	70.88	1.237	16:49:10.580

P17	42 C	Martin PEARSON	Yamaha TZR 250 - Viking Inspection			
IDEAL LAP TIME : 1:02.056		BEST LAP TIME : 1:02.522	DIFFERENCE : 0.466			

LAP	SECTOR 1	SECTOR 2	LAP TIME	MPH	DIFF	TIME OF DAY
1 -		25.596	1:09.238	62.80	6.716	16:43:09.177
2 -	38.602	24.914	1:03.516	68.46	0.994	16:44:12.693
3 -	38.035	24.624	1:02.659 (2)	69.40	0.137	16:45:15.352
4 -	38.392	24.291	1:02.683 (3)	69.37	0.161	16:46:18.035
5 -	38.215	24.882	1:03.097	68.91	0.575	16:47:21.132
6 -	37.765	24.757	1:02.522 (1)	69.55		16:48:23.654

P18	65 C	Nigel TERRY	Yamaha TZR 250 - NTrap Garage Doors			
IDEAL LAP TIME : 1:03.110		BEST LAP TIME : 1:03.243	DIFFERENCE : 0.133			

LAP	SECTOR 1	SECTOR 2	LAP TIME	MPH	DIFF	TIME OF DAY
1 -		26.146	1:10.128	62.00	6.885	16:43:10.067
2 -	38.511	24.732	1:03.243 (1)	68.76		16:44:13.310
3 -	38.378	24.914	1:03.292 (2)	68.70	0.049	16:45:16.602
4 -	38.793	25.323	1:04.116 (3)	67.82	0.873	16:46:20.718
5 -	39.722	26.283	1:06.005	65.88	2.762	16:47:26.723
6 -	42.966	27.385	1:10.351	61.81	7.108	16:48:37.074

P19	33 C	Kieran LEWIS	Yamaha TZR 250 - Controls For Doors Ltd/ G Force Motorcycles			
IDEAL LAP TIME : 1:04.731		BEST LAP TIME : 1:04.957	DIFFERENCE : 0.226			

LAP	SECTOR 1	SECTOR 2	LAP TIME	MPH	DIFF	TIME OF DAY
1 -		25.826	1:10.241	61.90	5.284	16:43:10.180
2 -	39.142	25.815	1:04.957 (1)	66.94		16:44:15.137
3 -	39.935	25.945	1:05.880 (2)	66.00	0.923	16:45:21.017
4 -	40.007	25.919	1:05.926 (3)	65.96	0.969	16:46:26.943
5 -	40.352	25.589	1:05.941	65.94	0.984	16:47:32.884
6 -	39.884	26.087	1:05.971	65.91	1.014	16:48:38.855

BMCRC - MRO Championships 2021 - Rnd 6 @ Brands Hatch Indy

DFDS Yamaha Past Masters

RACE 17 - BEST SECTORS

SECTOR 1			SECTOR 2			IDEAL / BEST COMPARISON						
POS	NO	NAME	TIME	NO	NAME	TIME	POS	NO	NAME	IDEAL	BEST	DIFF
									PERFECT LAP	53.617		
1	19	BRANTON	32.305	19	BRANTON	21.312	1	19	BRANTON	53.617	53.787	0.170
2	1	CARSON	32.456	15	PERKINS	21.628	2	1	CARSON	54.136	54.169	0.033
3	15	PERKINS	32.880	1	CARSON	21.680	3	15	PERKINS	54.508	54.508	0.000
4	51	WHOLEY	32.965	51	WHOLEY	21.745	4	51	WHOLEY	54.710	54.920	0.210
5	27	HAYWARD	33.230	27	HAYWARD	22.003	5	27	HAYWARD	55.233	55.233	0.000
6	6	HOGAN	33.578	74	WHITBY	22.276	6	6	HOGAN	55.897	55.972	0.075
7	74	WHITBY	33.628	4	HALIL	22.305	7	74	WHITBY	55.904	55.904	0.000
8	4	HALIL	33.652	6	HOGAN	22.319	8	4	HALIL	55.957	56.103	0.146
9	29	CRIPPS	33.825	29	CRIPPS	22.362	9	29	CRIPPS	56.187	56.201	0.014
10	60	GOUGH	34.117	60	GOUGH	22.595	10	60	GOUGH	56.712	56.846	0.134
11	146	MACE	34.572	146	MACE	22.992	11	146	MACE	57.564	57.778	0.214
12	72	THAY	34.711	72	THAY	23.007	12	72	THAY	57.718	57.784	0.066
13	100	MASON	35.247	100	MASON	23.519	13	100	MASON	58.766	58.766	0.000
14	36	ZANUTTO	35.902	67	BAILEY	23.530	14	67	BAILEY	59.489	1:00.112	0.623
15	67	BAILEY	35.959	36	ZANUTTO	23.631	15	36	ZANUTTO	59.533	59.819	0.286
16	42	PEARSON	37.765	42	PEARSON	24.291	16	42	PEARSON	1:02.056	1:02.522	0.466
17	65	TERRY	38.378	65	TERRY	24.732	17	65	TERRY	1:03.110	1:03.243	0.133
18	33	LEWIS	39.142	33	LEWIS	25.589	18	33	LEWIS	1:04.731	1:04.957	0.226
19							19	9	MACKENZIE		59.491	
20												

Weather / Track : Sunny / Dry

Results can be found at www.tsl-timing.com

Brands Hatch Indy
Circuit Length = 1.2079 miles
Start: 16:41 Flag 16:48 End: 16:49

Printed - 16:50 Sunday, 03 October 2021

BMCRC - MRO Championships 2021 - Rnd 6 @ Brands Hatch Indy

DFDS Yamaha Past Masters

RACE 17 - STATISTICS

Competitors Started 19
Planned Start 2021-10-03 @ 15:40:00.000
Actual Start 2021-10-03 @ 16:41:59.939
Finish Time 2021-10-03 @ 16:48:19.872
Track Length 1.2079mi.
Total Laps 130
Total Distance Covered 157.0329mi.

Session Fastest Lap History

NO	CL	NAME	LAP TIME	TIME OF DAY	LAP	VEHICLE
19		Peter BRANTON	53.787	16:43:50.315	2	Yamaha TZR 250

Session Leader History

NO	CL	NAME	FROM LAP	LAPS LED	DISTANCE	VEHICLE
1		Scott CARSON	1	1	1.20 miles	Yamaha TZR 250
19		Peter BRANTON	2	6	7.24 miles	Yamaha TZR 250

Flag History

TYPE	TIME OF DAY
GREEN	16:41:59.939
FINISH	16:48:19.872

Flag Statistics

TYPE	COUNT	TOTAL LAPS	TOTAL TIME
Green	1	7	7:17.866
Red	0	0	0.000
Safety Car	0	0	0.000
FCY	0	0	0.000

BMCRC - MRO Championships 2021 - Rnd 6 @ Brands Hatch Indy

DFDS Yamaha Past Masters

RACE 17 - STATISTICS

CLASS :

12 Starters

Fastest Lap History

NO	NAME	LAP TIME	TIME OF DAY	LAP	VEHICLE
19	Peter BRANTON	53.787	16:43:50.315	2	Yamaha TZR 250

Leader History

NO	NAME	FROM LAP	LAPS LED	DISTANCE	VEHICLE
1	Scott CARSON	1	1	1.20 miles	Yamaha TZR 250
19	Peter BRANTON	2	6	7.24 miles	Yamaha TZR 250

BMCRC - MRO Championships 2021 - Rnd 6 @ Brands Hatch Indy

DFDS Yamaha Past Masters

RACE 17 - STATISTICS

CLASS : C

6 Starters

Fastest Lap History

NO	NAME	LAP TIME	TIME OF DAY	LAP	VEHICLE
27	Richard HAYWARD	55.490	16:43:54.248	2	Yamaha TZR 250
27	Richard HAYWARD	55.233	16:44:49.481	3	Yamaha TZR 250

Leader History

NO	NAME	FROM LAP	LAPS LED	DISTANCE	VEHICLE
27	Richard HAYWARD	1	7	8.45 miles	Yamaha TZR 250

BMCRC - MRO Championships 2021 - Rnd 6 @ Brands Hatch Indy

DFDS Yamaha Past Masters

RACE 17 - STATISTICS

CLASS : R

1 Starters

Fastest Lap History

NO	NAME	LAP TIME	TIME OF DAY	LAP	VEHICLE
9	David MACKENZIE	1:00.982	16:44:05.918	2	Yamaha TZR 250
9	David MACKENZIE	1:00.501	16:45:06.419	3	Yamaha TZR 250
9	David MACKENZIE	1:00.030	16:46:06.449	4	Yamaha TZR 250
9	David MACKENZIE	59.491	16:47:05.940	5	Yamaha TZR 250

Leader History

NO	NAME	FROM LAP	LAPS LED	DISTANCE	VEHICLE
9	David MACKENZIE	1	7	8.45 miles	Yamaha TZR 250